

The immunisation uptake statistics presented in this summary document relate to children 12 and 24 months of age in Quarter 2-2007 and who have received three doses of vaccines against diphtheria (D₃), pertussis (P₃), tetanus (T₃), *Haemophilus influenzae* type b (Hib₃), polio (Polio₃) and meningococcal group C (MenC₃), one booster dose of *Haemophilus influenzae* type b vaccine after 12 months of age (Hib_b; uptake at 24 months only), one dose of vaccine against measles, mumps and rubella (MMR₁; uptake at 24 months only) and one dose of BCG vaccine (BCG: uptake at 12 months only). These statistics therefore relate to uptake in the cohorts born between 01/04/2006 & 30/06/2006 and 01/04/2005 & 30/06/2005.

The immunisation uptake statistics for Quarter 2-2007 are presented in this summary document by Local Health Office (LHO) area. A separate report on the immunisation uptake statistics in Quarter 2-2007 by HSE Area is available at <http://www.hpsc.ie>. In addition, a complete listing of national and regional immunisation uptake statistics for each HSE Area at 12 and 24 months is also available at <http://www.hpsc.ie>.

D₃ immunisation uptake rates, in those 12 and 24 months of age in Quarter 2-2007, are mapped by LHO in figures 1 and 2. Immunisation uptake rates of P₃, T₃, Hib₃, Polio₃ and MenC₃ are not mapped here by LHO because their rates are very similar to D₃ uptake rates (see table 1).

MMR₁ immunisation uptake rates, in those 24 months of age in Quarter 2-2007, are mapped by LHO in figure 3.

Hib_b immunisation uptake rates, in those 24 months of age in Quarter 2-2007, are mapped by LHO in figure 4.

Immunisation uptake rates for all antigens, in those 12 and 24 months of age in Quarter 2-2007, are reported by LHO in tables 1 and 2.

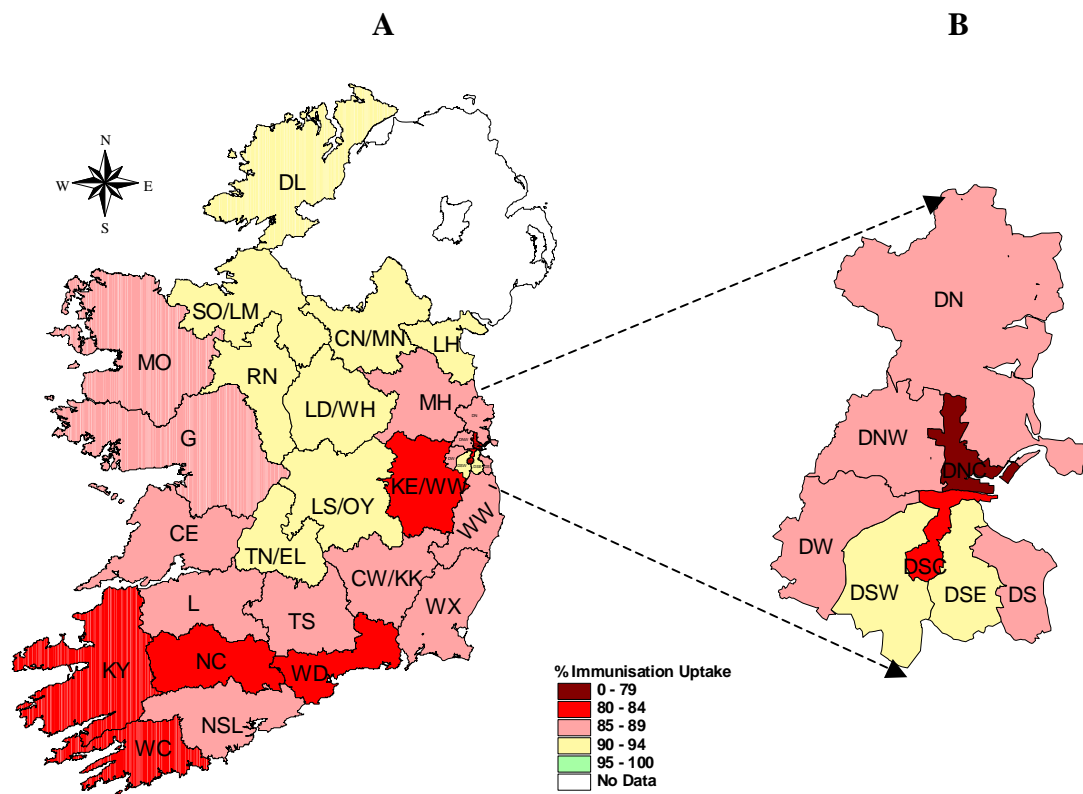


Figure 1. D₃ immunisation uptake rates (%) by LHO, in those 12 months of age in Quarter 2 2007, in (A) Ireland and (B) Dublin. Please see Appendix 1 to translate codes for LHO areas. While North Lee and South Lee are two separate LHOs their combined immunisation uptake data are reported here (NSL).

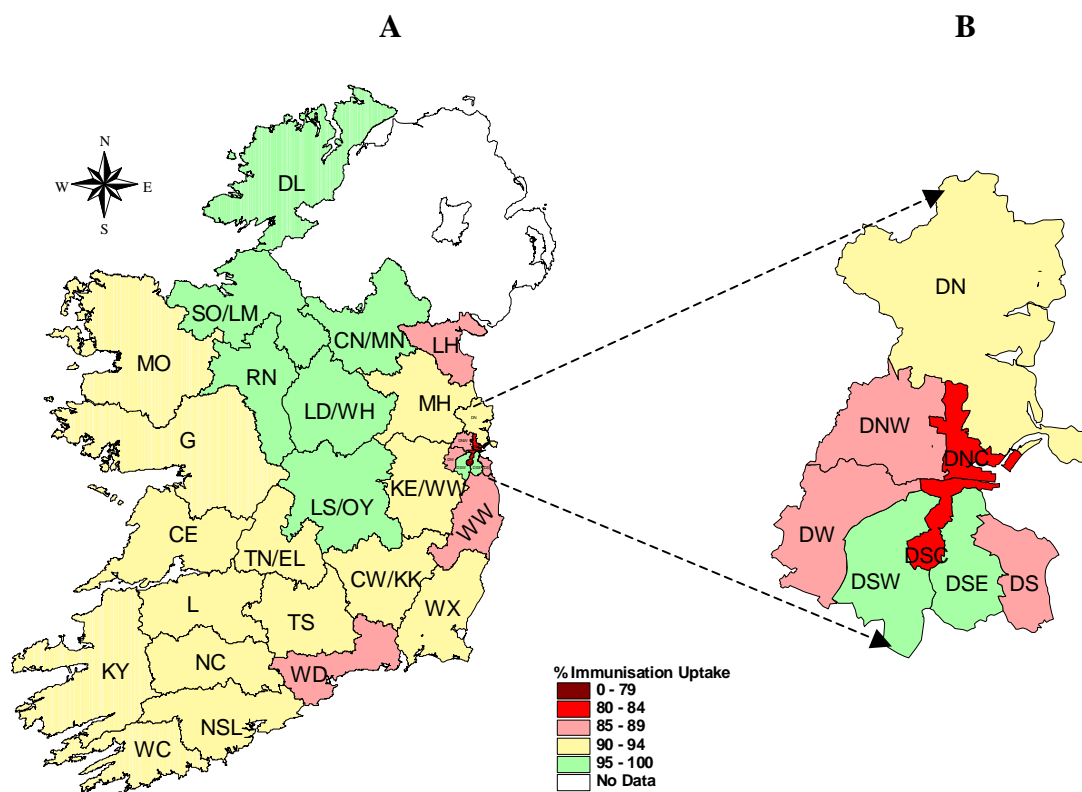


Figure 2. D₃ immunisation uptake rates (%) by LHO, in those 24 months of age in Quarter 2 2007, in (A) Ireland and (B) Dublin. Please see Appendix 1 to translate codes for LHO areas. While North Lee and South Lee are two separate LHOs their combined immunisation uptake data are reported here (NSL).

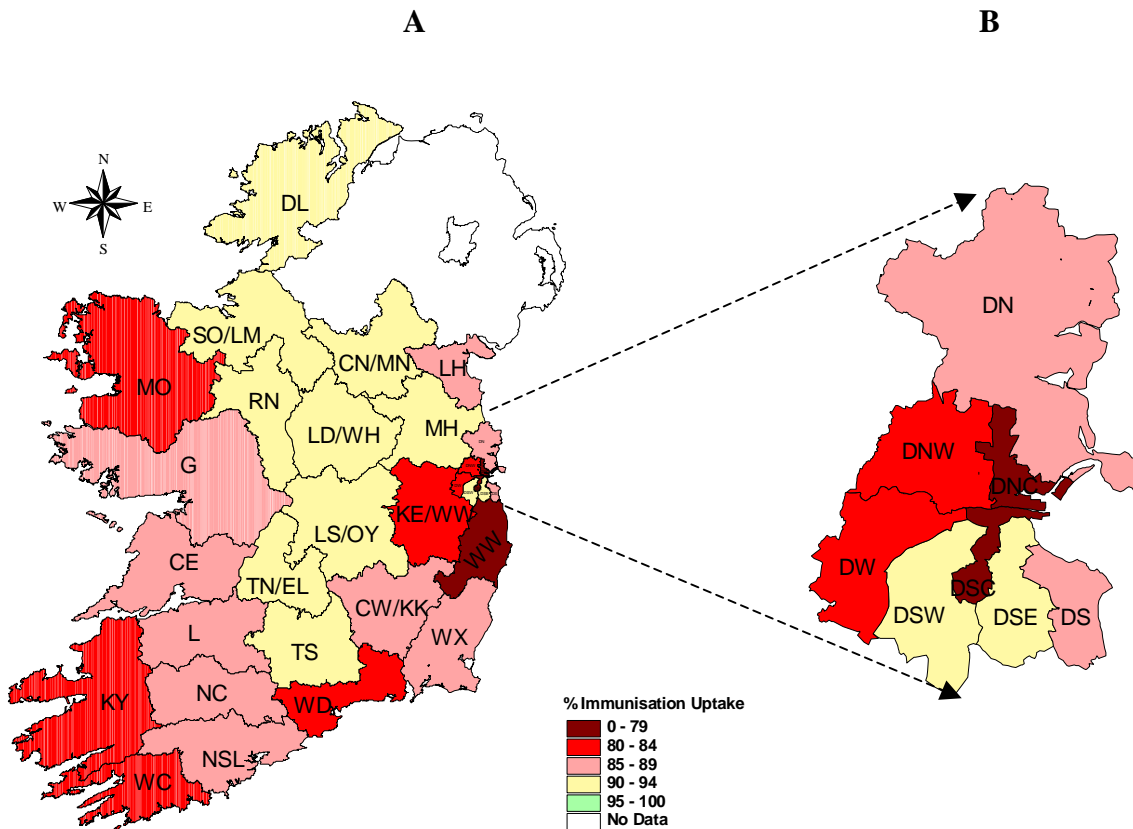


Figure 3. MMR₁ immunisation uptake rates (%) by LHO, in those 24 months of age in Quarter 2 2007, in (A) Ireland and (B) Dublin. Please see Appendix 1 to translate codes for LHO areas. Please note while North Lee and South Lee are two separate LHOs their combined immunisation uptake data are reported here (NSL).

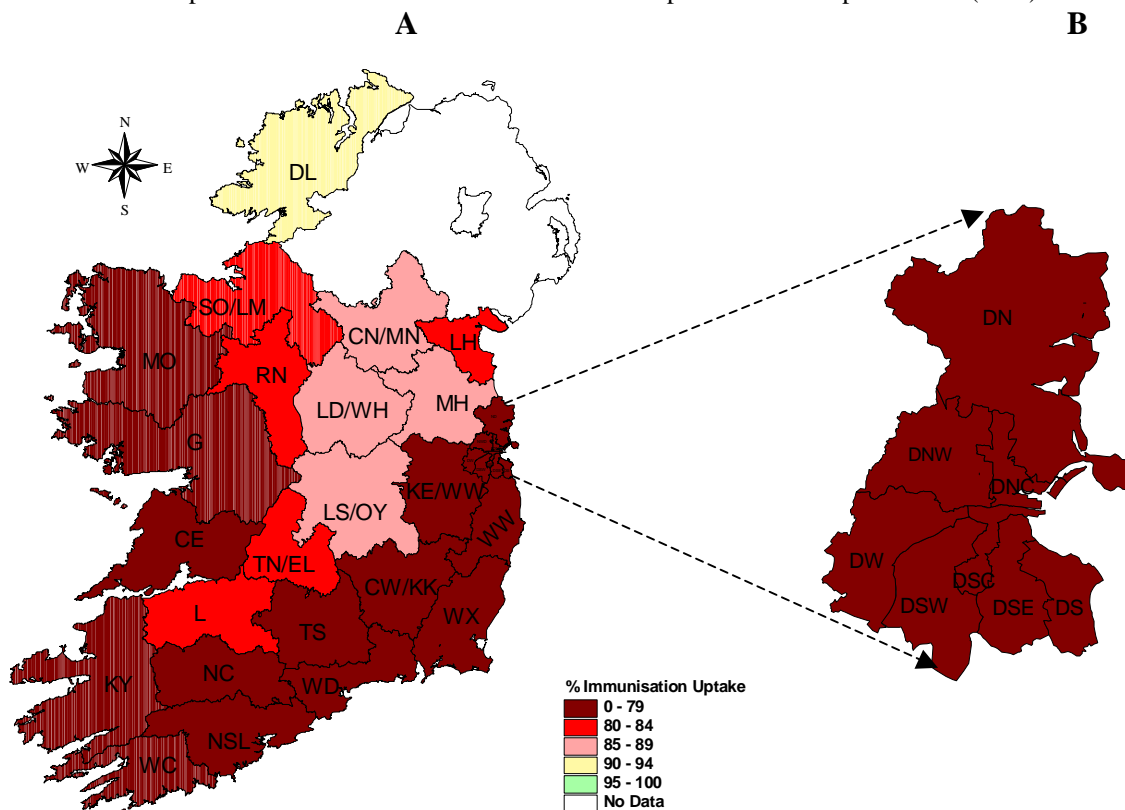


Figure 4. Hib_b immunisation uptake rates (%) by LHO, in those 24 months of age in Quarter 2 2007, in (A) Ireland and (B) Dublin. Please note the Hib_b immunisation uptake rate reported relates to children in this birth cohort who received one dose of Hib after 12 months of age, as this was the format most HSE-Areas could extract the data. The HSE-E (Dublin, KE/WW and WW) and HSE-W (G, MO and RN) rates are probably underestimates as only the number of children who had received four doses of Hib (Hib₄) were included in the calculation (as requested). Please see Appendix 1 to translate codes for LHO areas. Note while North Lee and South Lee are two separate LHOs their combined immunisation uptake data are reported here (NSL).

Table 1: Immunisation Uptake Statistics at 12 months in Quarter 2 2007 by LHO/HSE Area

Immunisation Uptake at 12 Months in Cohort Born 01/04/2006-30/06/2006										
HSE Area	LHO/HSE Area	No. in cohort for BCG	No. in cohort for other vaccines*	Immunisation Uptake (%)						
				BCG	D ₃	P ₃	T ₃	Hib ₃	Polio ₃	MenC ₃
Eastern	Dublin South	na	375	na	86	86	86	86	86	86
	Dublin South East	na	310	na	91	91	91	91	91	91
	Dublin South City	na	369	na	84	84	84	84	84	84
	Dublin South West	na	602	na	91	91	91	91	91	90
	Dublin West	na	625	na	86	86	86	86	86	85
	Dublin North West	na	841	na	86	86	86	86	86	86
	Dublin North Central	na	396	na	78	78	78	78	78	79
	Dublin North	na	887	na	87	87	87	87	87	87
	Kildare/West Wicklow	na	926	na	83	83	83	83	83	83
	Wicklow	na	476	na	86	86	86	86	86	86
	HSE-E Total	na	5807	na	86	86	86	86	86	86
Midland	Laois/Offaly	593	593	94	90	90	90	90	90	90
	Longford/Westmeath	497	497	89	92	92	92	92	92	92
	HSE-M Total	1090	1090	92	91	91	91	91	91	91
Mid Western	Clare	438	453	98	87	87	87	87	87	87
	Limerick	437	462	97	88	88	88	88	88	88
	Tipperary NR/East Limerick	447	449	95	90	90	90	90	90	89
	HSE-MW Total	1322	1364	97	88	88	88	88	88	88
North Eastern	Cavan/Monaghan	na	487	na	92	92	92	92	92	91
	Louth	na	483	na	91	91	91	91	91	91
	Meath	na	800	na	88	88	88	88	88	88
	HSE-NE Total	na	1770	na	90	90	90	90	90	90
North Western	Donegal	547	547	96	91	91	91	91	91	91
	Sligo/Leitrim	331	331	93	93	93	93	92	93	91
	HSE-NW Total	878	878	95	92	92	92	92	92	91
South Eastern	Carlow/Kilkenny	459	459	92	85	85	85	85	85	84
	South Tipperary	331	331	92	88	88	88	88	88	87
	Waterford	511	511	90	81	81	81	81	81	81
	Wexford	533	533	94	87	87	87	87	87	87
	HSE-SE Total	1834	1834	92	85	85	85	85	85	85
Southern	North Cork	na	277	na	83	83	83	83	83	82
	North South Lee	na	1385	na	85	85	85	85	85	84
	West Cork	na	201	na	82	82	82	82	82	81
	Kerry	465	462	93	82	82	82	82	82	82
	HSE-S Total †	465	2325	93	84	84	84	84	84	83
Western	Galway	na	846	na	85	85	85	85	85	85
	Mayo	na	463	na	87	87	87	87	87	86
	Roscommon	na	216	na	93	93	93	93	93	93
	HSE-W Total	na	1525	na	87	87	87	87	87	86
Ireland‡		5589	16593	94	87	87	87	87	87	87

na=not available

*As the denominator/number in cohort varied slightly according to vaccine, most commonly used number is presented here.

†HSE-Southern - part coverage of neonatal BCG (i.e. Kerry only)

‡BCG uptake data were available for five of the eight HSE-Areas (data from HSE-Southern Area relates to Kerry only).

Please note while North Lee and South Lee are two separate LHOs their combined immunisation uptake data are reported here

Table 2: Immunisation Uptake Statistics at 24 months in Quarter 2 2007 by LHO/HSE Area

Immunisation Uptake at 24 Months in Cohort Born 01/04/2005-30/06/2005											
HSE Area	LHO/HSE Area	No. in cohort for Hib _b	No. in cohort for other vaccines [†]	Immunisation Uptake (%)							
				D ₃	P ₃	T ₃	Hib ₃	Hib _b [†]	Polio ₃	MenC ₃	MMR ₁
Eastern	Dublin South	391	391	88	88	88	89	74	88	87	86
	Dublin South East	332	332	95	95	95	95	70	95	94	92
	Dublin South City	342	342	82	82	82	82	63	82	82	75
	Dublin South West	575	575	97	97	97	97	74	98	95	94
	Dublin West	556	556	87	87	87	87	68	87	87	80
	Dublin North West	782	782	85	85	85	85	63	85	85	80
	Dublin North Central	363	363	80	80	80	80	61	80	80	75
	Dublin North	912	912	91	91	91	91	73	91	91	86
	Kildare/West Wicklow	882	882	90	90	90	90	66	90	90	82
	Wicklow	442	442	87	87	87	87	65	87	86	78
	HSE-E Total	5577	5577	89	89	89	89	68	89	88	83
Midland	Laois/Offaly	541	542	96	96	96	96	86	96	96	94
	Longford/Westmeath	429	435	98	98	98	98	87	98	98	94
	HSE-M Total	970	977	97	97	97	97	87	97	97	94
Mid Western	Clare	441	441	90	89	90	90	79	90	90	87
	Limerick	483	483	90	90	90	91	84	91	90	89
	Tipperary NR/East Limerick	403	403	93	93	93	93	83	93	93	90
	HSE-MW Total	1327	1327	91	91	91	91	82	91	91	89
North Eastern	Cavan/Monaghan	406	406	95	95	95	95	88	95	94	90
	Louth	473	473	89	89	89	89	84	89	89	89
	Meath	707	707	93	93	93	93	87	93	93	92
	HSE-NE Total	1586	1586	92	92	92	92	87	92	92	90
North Western	Donegal	523	523	98	98	98	97	90	98	96	91
	Sligo/Leitrim	319	319	97	97	97	92	80	96	89	93
	HSE-NW Total	842	842	97	97	97	95	86	97	93	92
South Eastern	Carlow/Kilkenny	501	437	90	90	90	90	63	90	89	85
	South Tipperary	321	294	91	91	91	91	63	91	91	91
	Waterford	552	502	85	85	85	85	60	85	84	81
	Wexford	555	493	92	92	92	91	64	92	90	87
	HSE-SE Total	1929	1726	89	89	89	89	62	89	88	85
Southern	North Cork	245	235	94	94	94	94	77	94	94	88
	North South Lee	1275	1270	94	94	94	94	71	94	94	88
	West Cork	164	158	93	93	93	93	68	93	93	83
	Kerry	423	420	93	93	93	93	74	93	93	83
	HSE-S Total	2107	2083	94	94	94	94	72	94	93	87
Western	Galway	na	842	92	92	92	92	70	92	92	86
	Mayo	na	423	92	92	92	91	62	92	92	81
	Roscommon	na	213	97	97	97	97	82	97	98	92
	HSE-W Total	1411	1478	93	93	93	92	72	93	93	85
	Ireland	15749	15596	91	91	91	91	73	91	91	86

na=not available

*As the denominator/number in cohort varied slightly according to vaccine, most commonly used number is presented here.

† Please note the Hib_b immunisation uptake rate reported relates to children in this birth cohort who received one dose of Hib after 12 months of age, as this was the format most HSE-Areas could extract the data. The HSE-E and HSE-W rates are probably underestimates as only the number of children who had received four doses of Hib (Hib4) were included in the calculation (as requested).

Please note while North Lee and South Lee are two separate LHOs their combined immunisation uptake data are reported here

Appendix 1

Local Health Office (LHO)Codes (used in the maps in this report)	Local Health Office (LHO)
CE	Clare
CN/MN	Cavan/Monaghan
CW/KK	Carlow/Kilkenny
DL	Donegal
DN	Dublin North
DNC	Dublin North Central
DNW	Dublin North West
DS	Dublin South
DSC	Dublin South City
DSE	Dublin South East
DSW	Dublin South West
DW	Dublin West
G	Galway
KE/WW	Kildare/West Wicklow
KY	Kerry
L	Limerick
LD/WD	Longford/Westmeath
LH	Louth
LS/OY	Laois/Offaly
MH	Meath
MO	Mayo
NC	North Cork
NSL*	North South Lee*
RN	Roscommon
SO/LM	Sligo/Leitrim
TN/EL	Tipperary North /East Limerick
TS	South Tipperary
WC	West Cork
WD	Waterford
WX	Wexford
WW	Wicklow

*Please note while North Lee and South Lee are two separate LHOs their combined immunisation uptake data are reported here