

# 1.8 *Streptococcus pneumoniae* (invasive)

## Summary

Number of confirmed cases in 2013: 345  
Number of confirmed cases in 2012: 347  
Number of deaths in 2013: 24  
Number of deaths in 2012: 37  
Crude incidence rate of confirmed cases in 2013:  
7.5/100,000

## Background

Invasive *Streptococcus pneumoniae* infection is a notifiable disease in Ireland; clinicians and laboratories are legally obliged to notify this infection. For the purposes of this report the term invasive pneumococcal disease (IPD) will be used to describe these infections. IPD includes meningitis and bloodstream infection (BSI) with and without pneumonia.

A number of different initiatives are in place in Ireland for the surveillance of IPD. Data on IPD notifications are collated in the Computerised Infectious Disease Reporting (CIDR) system. Enhanced surveillance of IPD notifications is undertaken by Departments of Public Health, particularly of children and adolescents <15 years, and these data are also collated in CIDR. A separate surveillance strand (EARS-Net project) involving the microbiology laboratories and the HPSC is used to monitor in detail the antimicrobial resistance profiles of invasive *S. pneumoniae* isolates from blood and/

or CSF. Since April 2007, the National Pneumococcal Typing Laboratory has provided a typing service to Irish laboratories for all invasive *S. pneumoniae* isolates. This is a collaborative project involving the Royal College of Surgeons in Ireland/Beaumont Hospital, the Children's University Hospital, Temple Street and the HPSC. In addition, since August 2012 HPSC is participating in a European Centre for Disease Prevention and Control (ECDC) project called SpID-net. The project aims to strengthen or set up long term active population based IPD surveillance in order to estimate the impact of the pneumococcal conjugate vaccines in children less than five years of age in Europe.

In September 2008, the 7-valent pneumococcal conjugate vaccine (PCV7) was introduced into the Irish infant immunisation schedule at 2, 6 and 12 months of age. A catch-up campaign was also implemented at that time, targeting children <2 years of age. In December 2010, PCV13 replaced PCV7 in the infant schedule. Uptake of three doses of PCV by 24 months of age for 2013 was 91%.

Notification data for IPD was extracted from CIDR on 30<sup>th</sup> June 2014. These figures may differ slightly from those previously published due to ongoing updating of notification data on CIDR. For the 2012 and 2013 notifications, the 2012 HPSC case definition for IPD was used. In brief, isolation or detection of *S. pneumoniae* from a normally sterile site was classified as confirmed; detection of *S. pneumoniae* antigen from urine was classified as possible case. Since 2012 the previously used probable case definition is no longer applicable and any case in which *S. pneumoniae* antigen is detected from urine (previously defined as a probable case) is now classified as possible, and antigen detection from a sterile site is now categorized as confirmed.

## Results

### All IPD notifications

In 2013, 638 cases of IPD (13.9/100,000) were notified in Ireland, a significant increase compared with 2012 (427 cases; 9.3/100,000). This increase is related to an increase in the number of possible cases notified in comparison to 2012 (239 possible cases in 2013 versus 80 possible cases in 2012).

In 2013, 54% (n=345) of notifications were classified as confirmed and 46% (n=293) as possible. The majority

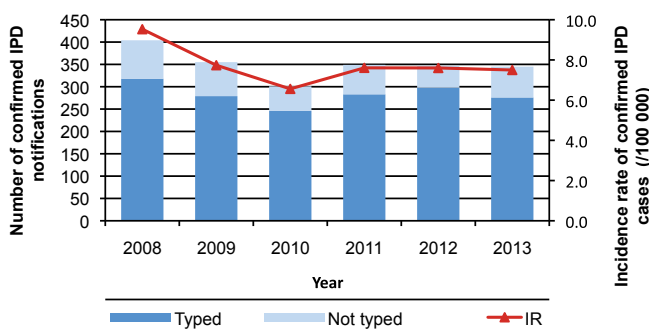


Figure 1. Number of confirmed invasive pneumococcal disease (IPD) notifications by typing status and the incidence rate (IR) of confirmed IPD with 95% confidence intervals, 2008-2013  
Data source: CIDR

of possible cases (91%) were notified by HSE-SE, HSE E and HSE MW (n=128/293; n=81/293 and n=59/293, respectively). These figures do not necessarily indicate a higher burden of IPD in these areas relative to other areas, but more likely reflects an increase in the use of urinary antigen tests being used and therefore more reports of positive urinary antigen cases from these areas.

#### Confirmed IPD notifications

Focusing specifically on the confirmed IPD notifications, 345 cases were notified in 2013 (7.5/100,000; 95% CI 6.8 - 8.3/100,000), unchanged compared with 2012 (7.6/100,000; 95% CI 6.8 - 8.4/100,000; 347 cases) (Figure 1). In 2013, the incidence of confirmed IPD in 2013 declined by 21% compared with 2008 (9.5/100,000; 95% CI 8.6 – 10.5/100,000; 404 cases; p<0.05) (Figure 1).

In 2013, 80% of the confirmed IPD notifications had an isolate submitted for serotyping, somewhat less than the proportion of cases in 2012 (85%) but the same as the proportion in both 2008 and 2009 when 79% of notifications had an isolate typed (Figure 1). In 2013 however, 36% of notifications (14/39) relating to children <5 years of age did not have an isolate submitted for serotyping. For seven of the 14 the cases were confirmed by PCR only and no isolate was available. For the remaining seven isolates from a sterile site, no sample was available for typing.

Incidence rates by HSE area ranged from 3.9 per 100,000 in HSE-M to 10.5 per 100,000 in HSE-NW, with the high incidence in the HSE MW, HSE NE and HSE-SE (Figure 2). However, the incidence rates in each of the eight HSE areas were not statistically different from the national one.

A clinical diagnosis was reported for 146 of the 345 confirmed cases (42%), which included BSI with pneumonia (n=93), meningitis (n=32), and other BSI for the remainder (n=21).

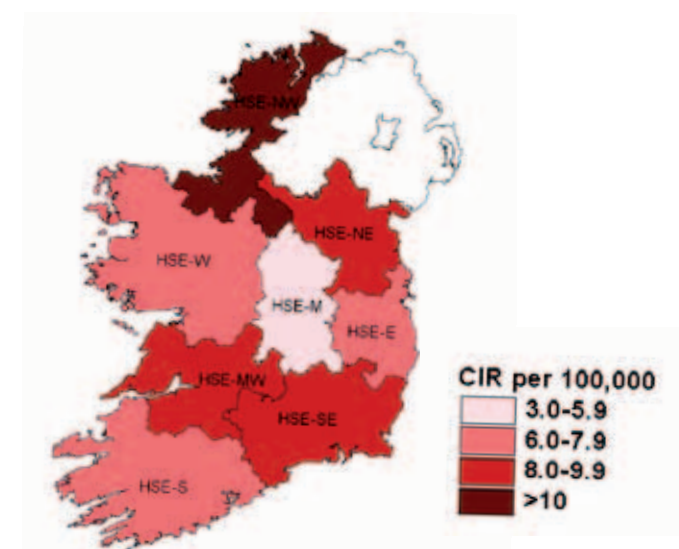


Figure 2. Incidence rate of confirmed invasive pneumococcal disease notifications by HSE area, 2013  
Data source: CIDR

More cases occurred in males (n=179,52%) than in females. . Cases ranged in age from 1 month to 100 years, with an average age of 56.7 years (median age 64 years). Those aged 65 years and older accounted for half of the cases (50%, n=171). The age specific incidence rate (ASIR) was highest in those 85 years of age and older (61.6/100,000; n=36), followed by those in the 75-84 years age group (42.4/100,000; n=73) and the 65-74 year age group (20.3/100,000; n=62) (Figure 3). In children < 2 years of age the ASIR was 11.7 cases per 100,000 population (n=17). A statistically significant decline (72%) in IPD incidence was seen in this age group when compared with 2008 (42/100,000; n=52; p<0.0001), highlighting the positive impact of the introduction of PCV7 in September 2008 to the infant schedule followed by PCV13 in December 2010(Figure 3).

The medical risk factor field was completed for 98 (28%) confirmed cases; 38 cases (11%) did not have an identified risk factor; for the remainder this information was either unknown or not specified. Based on the 98 cases for whom this information was reported, 85 (69%) had an underlying medical risk factor, with some patients having multiple risk factors. The main risk factors reported included immunosuppressive condition or therapies (n=29), chronic lung disease (n=32), chronic heart disease (n=26), chronic liver disease (n=5) and renal diseases (n=10). It should also be noted that being aged 65 years and older was also a recognised IPD risk factor; 171 cases in 2013 were in this age group. Apart from their age, 51 cases in this age group also had a reported medical risk factor.

#### IPD death notifications

Outcome was reported in 30% (n=194) of the IPD notifications in 2013 versus 47% in 2012. Therefore, these figures may not accurately estimate the burden of IPD in terms of mortality. Based on the data available, 31 deaths in individuals with IPD in 2013 were reported. In 2013 the cause of death was reported as directly due to IPD in eight cases, not due to IPD in five cases and for

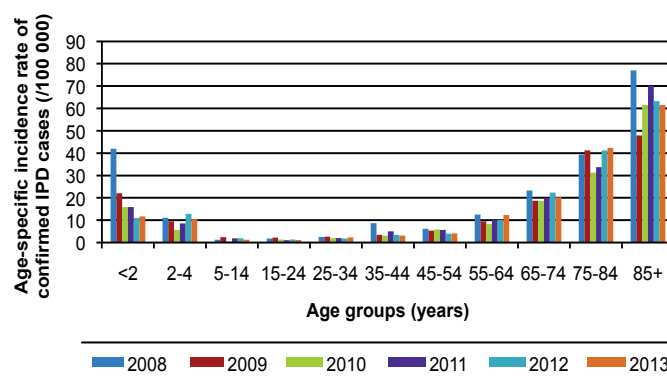


Figure 3. Age specific incidence rate of confirmed invasive pneumococcal disease notifications by age group, 2008-2013  
Data source: CIDR

the remaining 16, the cause of death was not specified or was unknown. Twenty four deaths occurred in adults, ranging in age from 32-100 years and one death occurred in a four year age child. All twenty four deaths were in confirmed cases.

The apparent increase in IPD death notifications in 2013 and 2012 (24 cases in 2013 and 37 cases in 2012 versus 11 cases in 2011) is most likely related to the additional information that was available by linking CIDR data to the Enhanced Surveillance of Blood Stream Infections (ESBI) database. Using BSI data it was possible to identify missing information on outcome in CIDR and then the CIDR database was updated by HSE areas.

#### Impact of pneumococcal conjugate vaccines (PCV)

Data from the National Pneumococcal Typing Laboratory were used to assess the impact of introducing PCV on the distribution of *S. pneumoniae* serotypes associated with IPD and on the burden of IPD in Ireland. In 2013, of the 345 confirmed IPD notifications reported in CIDR, 276 had isolates sent for typing (80%). Twelve percent of IPD infections were due to serotypes covered by PCV7 (4, 6B, 9V, 14, 18C, 19F and 23F), 39% were associated with the six additional serotypes included in PCV13 (1, 3, 5, 6A, 7F and 19A) and the remaining 49% of infections were due to non-vaccine types (NVTs).

Since introducing PCV7 to the Irish childhood immunisation schedule towards the end of 2008, there has been a 20% reduction in the overall burden of IPD disease. Reductions in the incidence of IPD due to PCV7

serotypes have been seen in all age groups (Figure 4a). Overall, the incidence of IPD due to PCV7 serotype has significantly declined in 2013 compared with 2008 (80% decline,  $p < 0.001$ ). The greatest impact has been seen in children <2 years of age where the incidence due to PCV7 serotypes has declined by 97% ( $p < 0.001$ ) (Figure 4a). In 2013 the incidence of disease due to the additional six serotypes covered by the PCV13 declined by 64% in children <2 years of age compared with 2008 (Figure 4b). This decline was not observed in any of the other age groups, but rather the incidence of disease associated with these additional six serotypes increased compared with previous years (Figure 4b). An increase in incidence due to the non vaccine types (NVTs) was also seen in 2013 compared with 2008. However, in those aged 65 years and greater, a decrease in incidence was observed in 2013 compared with 2012. There has been little change in the incidence of NVTs among other age groups (Figure 4c).

The predominant serotypes in circulation in 2013, were 7F and 19A (both included in PCV13), followed by serotypes 22F (NVT), 3 (included in PCV13) and 14 (included in PCV7 and PCV13). In children <2 years of age, the predominant serotypes were 7F (included in PCV13), 22F and 10A (both NVTs) accounting for a half of the isolates serotyped in this age group (Figure 5).

For ongoing updates, see "Slides – Impact of PCV in Ireland" at <http://www.hpsc.ie/hpsc/A-Z/VaccinePreventable/PneumococcalDisease/PostersPresentations/>

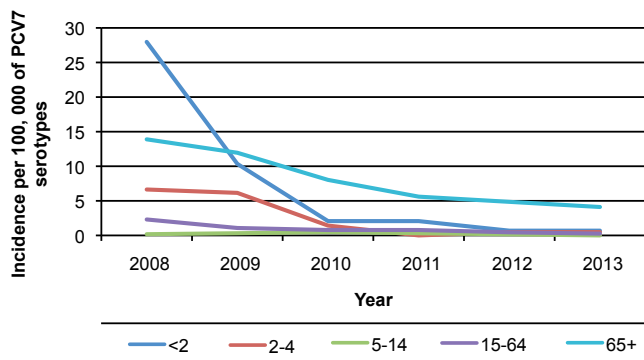


Figure 4a

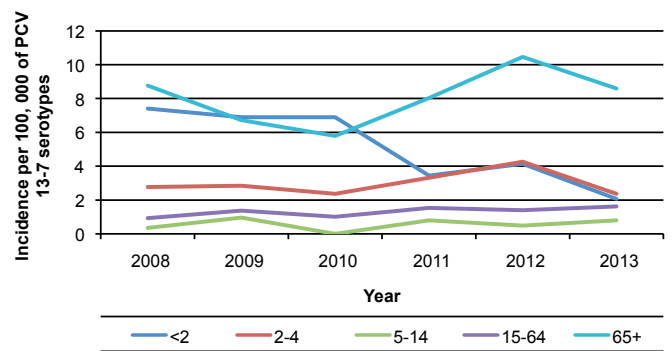


Figure 4b

Figure 4. Age specific incidence rate by age group of confirmed invasive pneumococcal disease cases due to (a) PCV7 serotypes, (b) the additional six serotypes covered by PCV13 and (c) non-vaccine types, 2008-2013

Data source: National Pneumococcal Typing Laboratory

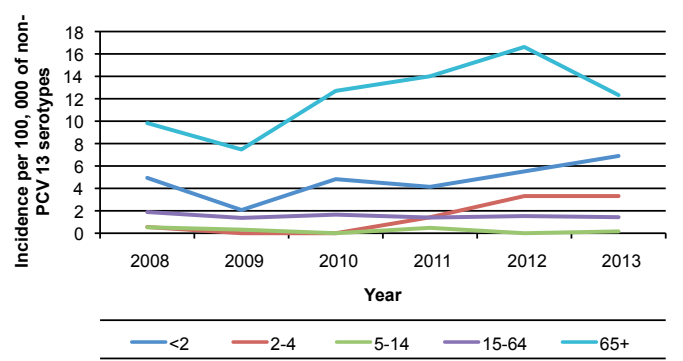


Figure 4c

## PCV vaccine failures

Based on data obtained through the IPD enhanced surveillance system, three PCV vaccine failures were reported in 2013, all due to serotype 19A (PCV 13). Since 2008, a total of seven vaccine failures have been reported in addition to the three reported in 2013, two in 2010 (19F and 14) and two in 2012 (19F and 19A).

## Penicillin non-susceptible *S. pneumoniae* (PNSP)

In 2013, the proportion of penicillin non-susceptible invasive *S. pneumoniae* (PNSP) was 20.7%, (2.3% and 18.3% with high and intermediate level resistance, respectively) while 17.9% of isolates were resistant to erythromycin (Data source: HPSC/EARS-Net Ireland). This compares to 19.6% and 16.9% in 2012 respectively. In the UK, the PNSP proportion in 2013 was 4.9% (0.5% and 4.4%, with high and intermediate level resistance, respectively).

In 2013, Ireland had one of the highest proportions of PNSP in Europe, ranking 10<sup>th</sup> out of 29 countries overall. Although, 35 different serotypes were identified in 2013, only 13 serotypes were associated with penicillin non-susceptibility. The predominant PNSP serotypes in 2013 were 19A, 14 and 35B whereas in 2008 serotypes 9V and 14 were the leading ones. For details on the antimicrobial resistance patterns of *S. pneumoniae*, please see the chapter on Antimicrobial Resistance within this report.

## Discussion

Although there was no significant changes in the incidence of confirmed cases of IPD in Ireland in 2013 compared with 2012, since its introduction in 2008, PCV7 has had a significant impact in reducing the overall burden of the disease in the total population. There has been a decline in IPD in all age groups due to serotypes covered by PCV7, indicating the indirect/herd immunity effect the vaccine confers on the population. The

greatest impact has been in children <2 years of age where disease incidence due to PCV7 serotypes has fallen by 97%. The impact due to additional six serotypes covered by PCV13 vaccine was observed in children <2 years of age, amongst whom the reduction in the incidence of disease was 64%.

However, despite reductions in the IPD burden during childhood, the incidence of disease due to non-PCV7 serotypes has increased in other age groups. There has been a shift in the prevalent serotypes associated with invasive disease. Serotypes 7F, 19A, and 22F were the predominant serotypes identified in 2013.

To accurately assess the impact of PCV on immunisation programmes and to monitor for vaccine failures in Ireland, it is crucial that laboratories continue to send all invasive *S. pneumoniae* isolates for typing to the National Pneumococcal Typing Laboratory. Although 80% of confirmed notifications had an isolate submitted for serotyping in 2013, 20% (n=69) did not, including 14 cases in children <5 years of age. In seven of these 14 cases an isolate was not available for typing and confirmation was by PCR only. Serotype information is unavailable for 36% of confirmed notifications in this age group and the absence of this data is of concern.

Continued good quality IPD surveillance including the monitoring of invasive *S. pneumoniae* serotypes is crucial in identifying any epidemiological changes in the disease, in assessing the impact of PCV13 on public health and in guiding further vaccination strategies, as newer expanded valency vaccines become available. For example, due to the incomplete data we do not know the impact of IPD on mortality and this is a key metric in assessing the true impact of this disease and the effectiveness of interventions, including new vaccines.

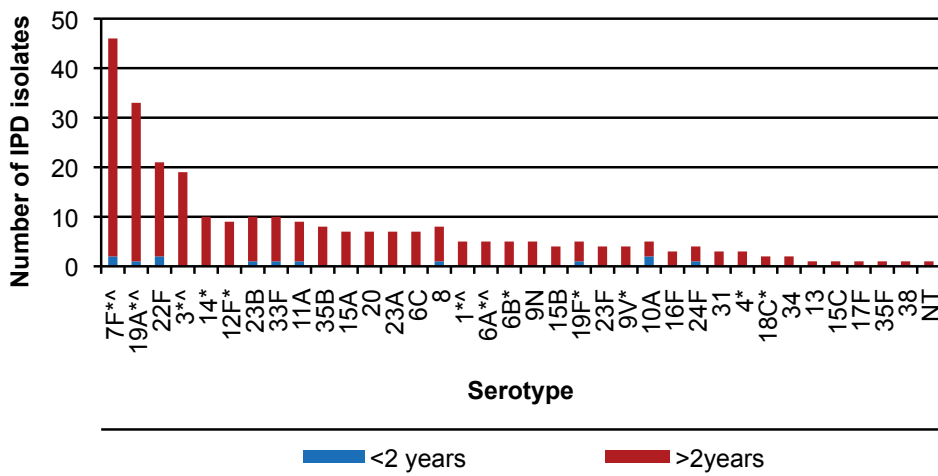


Figure 5. Serotype distribution of invasive *Streptococcus pneumoniae* isolates by age group (years) in Ireland, 2013

\* Denotes serotypes included in PCV7

\*\* Denotes additional six serotypes included in PCV13 (PCV13-7)

Data source: National Pneumococcal Typing Laboratory