

HPSC - Weekly HIV & STI Report



Statutory Notifications of HIV and STIs reported in Ireland via the Computerised Infectious Disease Reporting (CIDR) system for:

Week 43, 2020

(Notification Period: 18/10/2020 - 24/10/2020)

Data are Provisional

Report produced by the Health Protection Surveillance Centre on 28/10/2020

More detailed annual reports on HIV and STIs in Ireland are available on the HPSC website at <https://www.hpsc.ie>



Table 1: Summary of HIV and Sexually Transmitted Infections reported for week 43, 2020

Disease	Week Ending	2020	2019	Increase/Decrease	
	24/10/2020	Week 1 - 43	Week 1 - 43	n	%
Chancroid	0	0	0	0	0.00
Chlamydia trachomatis infection	158	5497	7434	-1,937	-26.06
Gonorrhoea	46	1702	2262	-560	-24.76
Granuloma inguinale	0	0	0	0	0.00
Herpes simplex (genital)	21	911	1375	-464	-33.75
HIV	0	357	444	-87	-19.59
Lymphogranuloma venereum	0	9	26	-17	-65.38
Syphilis (early infectious)	11	444	645	-201	-31.16
Trichomoniasis	0	32	46	-14	-30.43
Total	236	8,952	12,232	-3,280	-26.81



Table 2: HIV & Sexually Transmitted Infections by HSE area* for week 43, 2020

	E	M	MW	NE	NW	S	SE	W	Weekly total
Chlamydia trachomatis infection	63	4	14	9	9	35	11	13	158
Gonorrhoea	32	0	2	0	1	9	1	1	46
Herpes simplex (genital)	11	1	5	0	0	3	0	1	21
Syphilis (early infectious)	10	0	1	0	0	0	0	0	11
Total	116	5	22	9	10	47	12	15	236

Table 3: HIV & Sexually Transmitted Infections by HSE area*: annual cumulative figures week 1 - week 43, 2020

	E	M	MW	NE	NW	S	SE	W	Annual total, 2020
Chlamydia trachomatis infection	2899	182	393	251	193	701	428	450	5497
Gonorrhoea	1213	22	82	48	25	139	88	85	1702
Herpes simplex (genital)	527	30	62	28	16	93	93	62	911
HIV	240	12	16	19	7	28	16	19	357
Lymphogranuloma venereum	7	0	0	0	0	0	0	2	9
Syphilis (early infectious)	348	12	9	19	7	22	14	13	444
Trichomoniasis	11	3	14	0	0	1	2	1	32
Cumulative total this year	5245	261	576	365	248	984	641	632	8952

* See note 4 on page 8



Table 4: HIV & Sexually Transmitted Infections by age group for week 43, 2020

	0-14 yrs	15-19 yrs	20-24 yrs	25-29 yrs	30-34 yrs	35-39 yrs	40-44 yrs	45-49 yrs	50-59 yrs	60+ yrs	Unkno wn	Weekly total
Chlamydia trachomatis infection	1	19	66	38	12	12	7	2	1	0	0	158
Gonorrhoea	0	2	14	6	12	6	4	2	0	0	0	46
Herpes simplex (genital)	0	4	6	4	3	0	1	0	1	2	0	21
Syphilis (early infectious)	0	0	2	1	1	3	2	1	1	0	0	11
Weekly Total	1	25	88	49	28	21	14	5	3	2	0	236

Table 5: HIV & Sexually Transmitted Infections by age group: annual cumulative figures week 1 - week 43, 2020

	0-14 yrs	15-19 yrs	20-24 yrs	25-29 yrs	30-34 yrs	35-39 yrs	40-44 yrs	45-49 yrs	50-59 yrs	60+ yrs	Unkno wn	Annual total, 2020
Chlamydia trachomatis infection	14	542	2189	1310	664	375	187	100	86	27	3	5497
Gonorrhoea	2	139	361	362	343	199	127	70	77	21	1	1702
Herpes simplex (genital)	3	86	237	211	136	90	48	31	37	32	0	911
HIV	0	2	19	62	90	61	40	29	35	18	1	357
Lymphogranuloma venereum	0	0	1	1	1	2	1	1	2	0	0	9
Syphilis (early infectious)	0	4	36	87	107	82	37	39	37	12	3	444
Trichomoniasis	0	3	4	4	7	10	2	0	1	1	0	32
Cumulative total this year	19	776	2847	2037	1348	819	442	270	275	111	8	8952



Table 6: HIV & Sexually Transmitted Infections by gender for week 43, 2020

	Male	Female	Unknown	Not Specified	Weekly total
Chlamydia trachomatis infection	74	83	1	0	158
Gonorrhoea	40	6	0	0	46
Herpes simplex (genital)	7	14	0	0	21
HIV	0	0	0	0	0
Lymphogranuloma venereum	0	0	0	0	0
Syphilis (early infectious)	8	3	0	0	11
Trichomoniasis	0	0	0	0	0
Weekly Total	129	106	1	0	236

Table 7: HIV & Sexually Transmitted Infections by gender: annual cumulative figures week 1 - week 43, 2020

	Male	Female	Unknown	Not Specified	Annual total, 2020
Chlamydia trachomatis infection	2686	2789	19	3	5497
Gonorrhoea	1471	229	2	0	1702
Herpes simplex (genital)	266	643	1	1	911
HIV	276	80	1	0	357
Lymphogranuloma venereum	9	0	0	0	9
Syphilis (early infectious)	406	37	1	0	444
Trichomoniasis	0	32	0	0	32
Cumulative total this year	5114	3810	24	4	8952



Table 8: HIV & Sexually Transmitted Infections by case classification for week 43, 2020

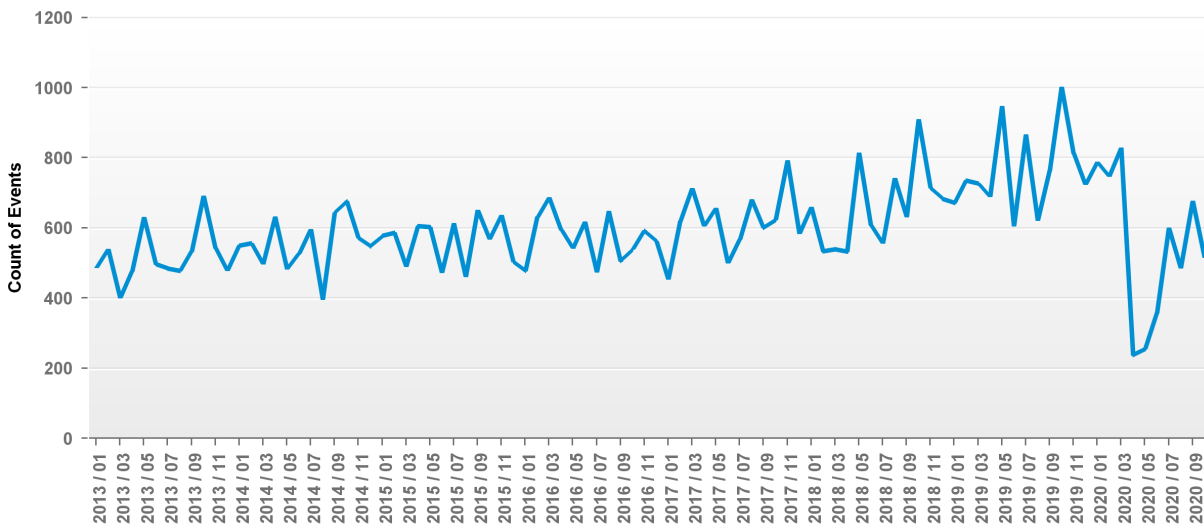
	Confirmed	Probable	Possible	Not Specified	Weekly total
Chlamydia trachomatis infection	158	0	0	0	158
Gonorrhoea	46	0	0	0	46
Herpes simplex (genital)	21	0	0	0	21
HIV	0	0	0	0	0
Lymphogranuloma venereum	0	0	0	0	0
Syphilis (early infectious)	11	0	0	0	11
Trichomoniasis	0	0	0	0	0
Weekly Total	236	0	0	0	236

Table 9: HIV & Sexually Transmitted Infections by case classification: annual cumulative figures week 1 - week 43, 2020

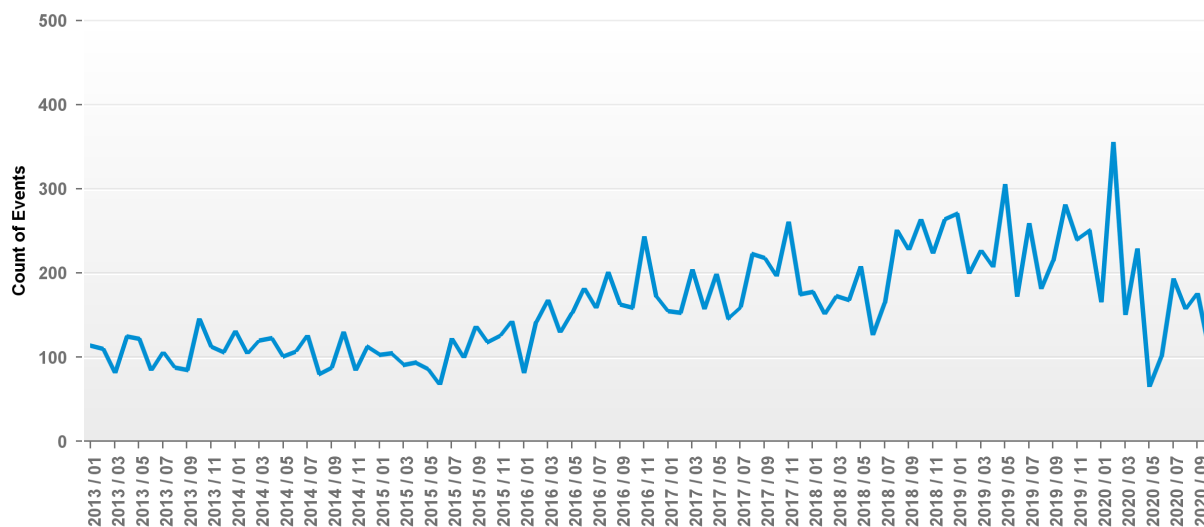
	Confirmed	Probable	Possible	Not Specified	Annual total, 2020
Chlamydia trachomatis infection	5497	0	0	0	5497
Gonorrhoea	1702	0	0	0	1702
Herpes simplex (genital)	906	5	0	0	911
HIV	357	0	0	0	357
Lymphogranuloma venereum	8	1	0	0	9
Syphilis (early infectious)	430	6	8	0	444
Trichomoniasis	32	0	0	0	32
Cumulative total this year	8932	12	8	0	8952



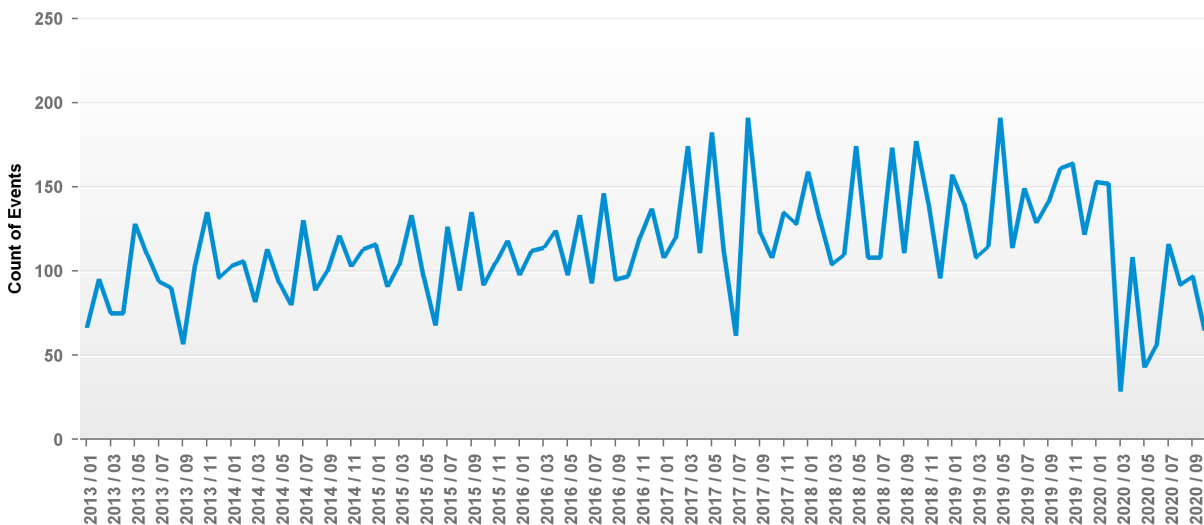
Graph 1: Chlamydia notifications by month, week 1, 2013 - week 43, 2020



Graph 2 : Gonorrhoea notifications by month, week 1, 2013 - week 43, 2020

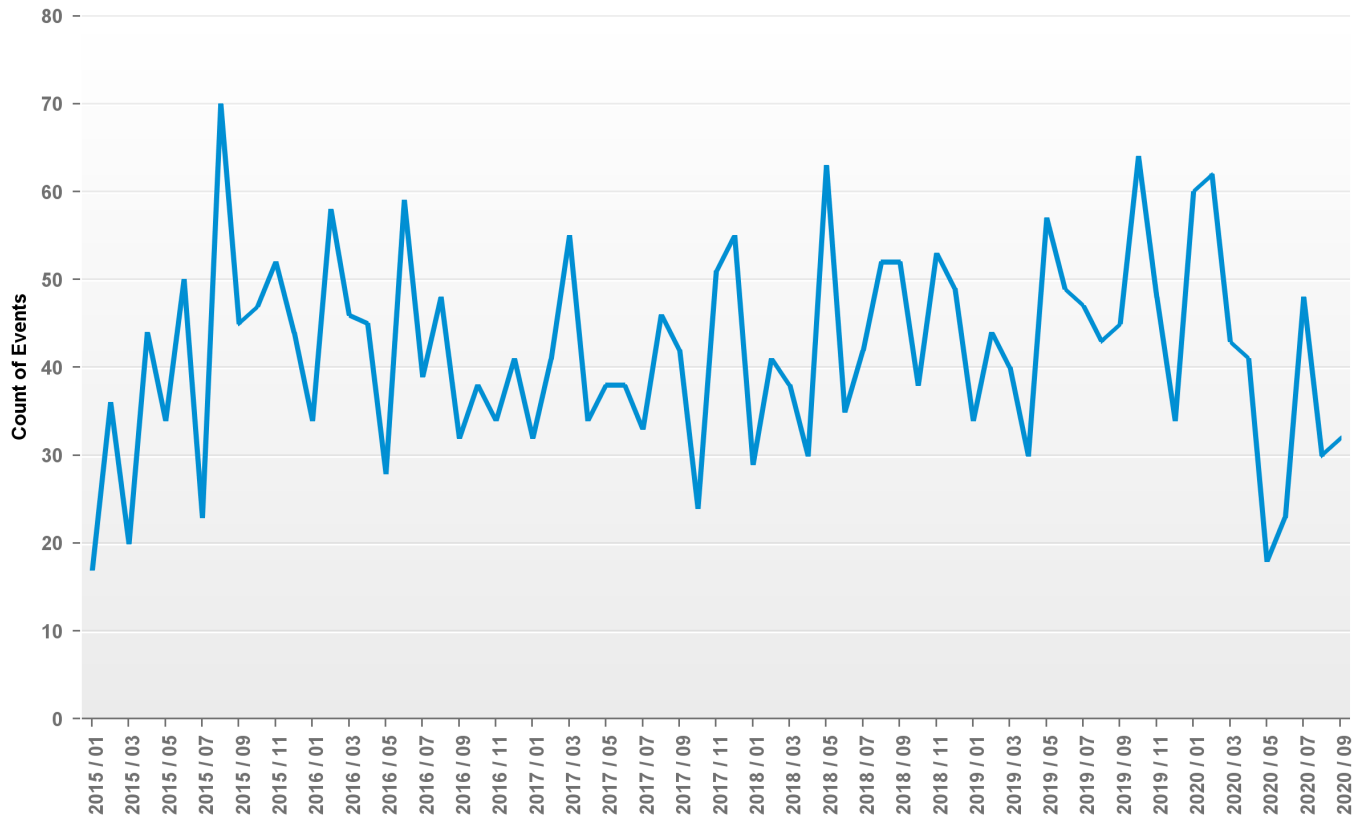


Graph 3: Herpes simplex (genital) notifications by month, week 1, 2013 - week 43, 2020

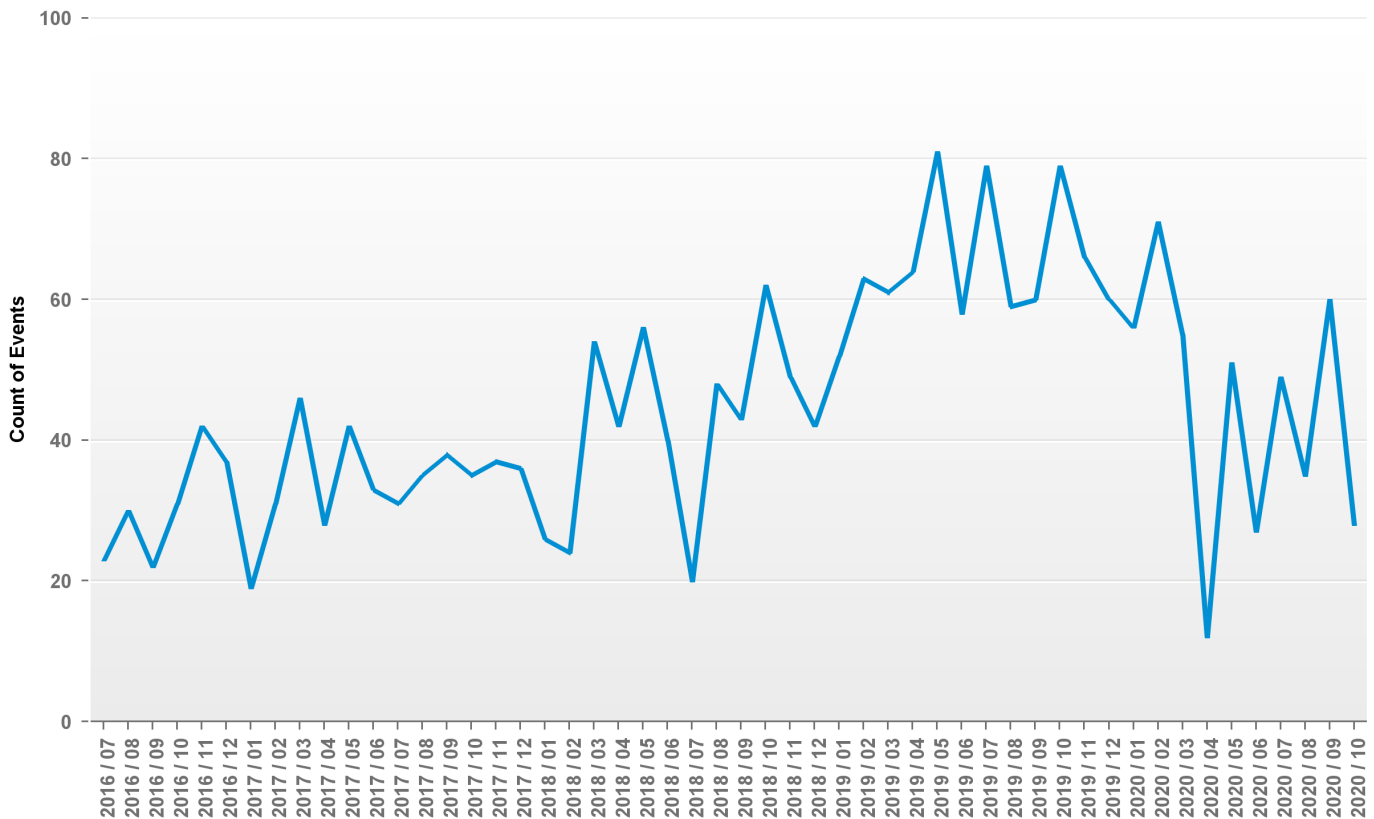




Graph 4: HIV notifications by month, week 1, 2015 - week 43, 2020



Graph 5: Syphilis notifications by month, week 27, 2016 - week 43, 2020





Guidance notes

1. This report contains data on notifiable STIs (excluding Ano-Genital Warts (AGW) and Non-Specific Urethritis (NSU)), and HIV reported weekly to Departments of Public Health from clinical or laboratory sources. Data included in this report are based on the date the information is entered into/authorised on CIDR by Public Health.

2. Data for this report are provisional and were extracted from CIDR on 28 October 2020, and were correct at the time that data were extracted. Information from previous years is updated on an ongoing basis in CIDR, therefore data in this report may be updated in future reports.

3. Aggregate data on AGW and NSU are reported to HPSC on a quarterly basis from Departments of Public Health and are reported in the annual STI reports.

4. The counties covered by each HSE area are as follows:
HSE East (E): Dublin, Kildare & Wicklow;
HSE Midlands (M): Laois, Longford, Offaly & Westmeath;
HSE Midwest (MW): Clare, Limerick & N. Tipperary;
HSE Northeast (NE): Cavan, Louth, Meath & Monaghan;
HSE Northwest (NW): Donegal, Leitrim & Sligo;
HSE South (S): Kerry & Cork;
HSE Southeast (SE): Carlow, Kilkenny, S. Tipperary, Waterford & Wexford;
HSE West (W): Galway, Mayo & Roscommon.

5. The Irish case definition for syphilis changed on 1st January, 2014 and from this date, syphilis notifications include early (infectious) syphilis only. Direct comparison of 2014 syphilis notification data with notification data for previous years (which includes non-infectious cases) is not valid. In July, 2016, the laboratory criteria were updated and since January, 2019, symptomatic cases which do not meet the laboratory criteria are notifiable as probable cases.

6. Case definitions for HIV and STIs are available on the HPSC website at <https://www.hpsc.ie/notifiablediseases/casedefinitions/>