

HPSC - Weekly HIV & STI Report



Statutory Notifications of HIV and STIs reported in Ireland via the Computerised Infectious Disease Reporting (CIDR) system for:

Week 47, 2020

(Notification Period: 15/11/2020 - 21/11/2020)

Data are Provisional

Report produced by the Health Protection Surveillance Centre on 25/11/2020

More detailed annual reports on HIV and STIs in Ireland are available on the HPSC website at <https://www.hpsc.ie>



Table 1: Summary of HIV and Sexually Transmitted Infections reported for week 47, 2020

Disease	Week Ending	2020	2019	Increase/Decrease	
	21/11/2020	Week 1 - 47	Week 1 - 47	n	%
Chancroid	0	0	0	0	0.00
Chlamydia trachomatis infection	180	6084	8218	-2134	-25.97
Gonorrhoea	50	1858	2498	-640	-25.62
Granuloma inguinale	0	0	0	0	0.00
Herpes simplex (genital)	23	1000	1528	-528	-34.55
HIV	6	415	488	-73	-14.96
Lymphogranuloma venereum	0	11	32	-21	-65.63
Syphilis (early infectious)	13	503	705	-202	-28.65
Trichomoniasis	1	34	59	-25	-42.37
Total	273	9,905	13,528	-3,623	-26.78



Table 2: HIV & Sexually Transmitted Infections by HSE area* for week 47, 2020

	E	M	MW	NE	NW	S	SE	W	Weekly total
Chlamydia trachomatis infection	95	6	13	3	3	25	14	21	180
Gonorrhoea	41	0	3	2	1	2	1	0	50
Herpes simplex (genital)	14	3	0	2	1	1	1	1	23
HIV	5	0	0	0	0	0	1	0	6
Syphilis (early infectious)	10	0	1	2	0	0	0	0	13
Trichomoniasis	0	0	0	0	0	0	0	1	1
Total	165	9	17	9	5	28	17	23	273

Table 3: HIV & Sexually Transmitted Infections by HSE area*: annual cumulative figures week 1 - week 47, 2020

	E	M	MW	NE	NW	S	SE	W	Annual total, 2020
Chlamydia trachomatis infection	3191	198	441	285	211	789	461	508	6084
Gonorrhoea	1343	23	88	54	27	145	91	87	1858
Herpes simplex (genital)	576	36	66	35	20	102	98	67	1000
HIV	282	13	18	19	7	34	18	24	415
Lymphogranuloma venereum	9	0	0	0	0	0	0	2	11
Syphilis (early infectious)	396	13	10	21	7	26	16	14	503
Trichomoniasis	11	3	15	0	0	1	2	2	34
Cumulative total this year	5808	286	638	414	272	1097	686	704	9905

* See note 4 on page 8



Table 4: HIV & Sexually Transmitted Infections by age group for week 47, 2020

	0-14 yrs	15-19 yrs	20-24 yrs	25-29 yrs	30-34 yrs	35-39 yrs	40-44 yrs	45-49 yrs	50-59 yrs	60+ yrs	Unknwn	Weekly total
Chlamydia trachomatis infection	0	19	63	47	26	12	5	3	4	1	0	180
Gonorrhoea	0	2	8	15	8	8	5	1	2	1	0	50
Herpes simplex (genital)	0	3	4	4	3	4	0	0	5	0	0	23
HIV	0	0	0	2	3	1	0	0	0	0	0	6
Syphilis (early infectious)	0	0	0	3	2	2	3	2	1	0	0	13
Trichomoniasis	0	0	1	0	0	0	0	0	0	0	0	1
Weekly Total	0	24	76	71	42	27	13	6	12	2	0	273

Table 5: HIV & Sexually Transmitted Infections by age group: annual cumulative figures week 1 - week 47, 2020

	0-14 yrs	15-19 yrs	20-24 yrs	25-29 yrs	30-34 yrs	35-39 yrs	40-44 yrs	45-49 yrs	50-59 yrs	60+ yrs	Unknwn	Annual total, 2020
Chlamydia trachomatis infection	15	591	2426	1449	734	420	207	113	98	28	3	6084
Gonorrhoea	2	143	386	407	376	225	140	74	82	22	1	1858
Herpes simplex (genital)	3	96	262	227	149	98	55	31	46	33	0	1000
HIV	0	3	21	74	103	71	43	35	43	21	1	415
Lymphogranuloma venereum	0	0	1	2	1	2	2	1	2	0	0	11
Syphilis (early infectious)	0	5	36	98	120	94	46	44	43	14	3	503
Trichomoniasis	0	3	5	5	7	10	2	0	1	1	0	34
Cumulative total this year	20	841	3137	2262	1490	920	495	298	315	119	8	9905



Table 6: HIV & Sexually Transmitted Infections by gender for week 47, 2020

	Male	Female	Unknown	Not Specified	Weekly total
Chlamydia trachomatis infection	92	88	0	0	180
Gonorrhoea	43	7	0	0	50
Herpes simplex (genital)	9	14	0	0	23
HIV	6	0	0	0	6
Lymphogranuloma venereum	0	0	0	0	0
Syphilis (early infectious)	12	1	0	0	13
Trichomoniasis	0	1	0	0	1
Weekly Total	162	111	0	0	273

Table 7: HIV & Sexually Transmitted Infections by gender: annual cumulative figures week 1 - week 47, 2020

	Male	Female	Unknown	Not Specified	Annual total, 2020
Chlamydia trachomatis infection	2980	3080	20	4	6084
Gonorrhoea	1613	242	3	0	1858
Herpes simplex (genital)	287	711	1	1	1000
HIV	327	87	1	0	415
Lymphogranuloma venereum	11	0	0	0	11
Syphilis (early infectious)	461	41	1	0	503
Trichomoniasis	0	34	0	0	34
Cumulative total this year	5679	4195	26	5	9905

Table 8: HIV & Sexually Transmitted Infections by case classification for week 47, 2020

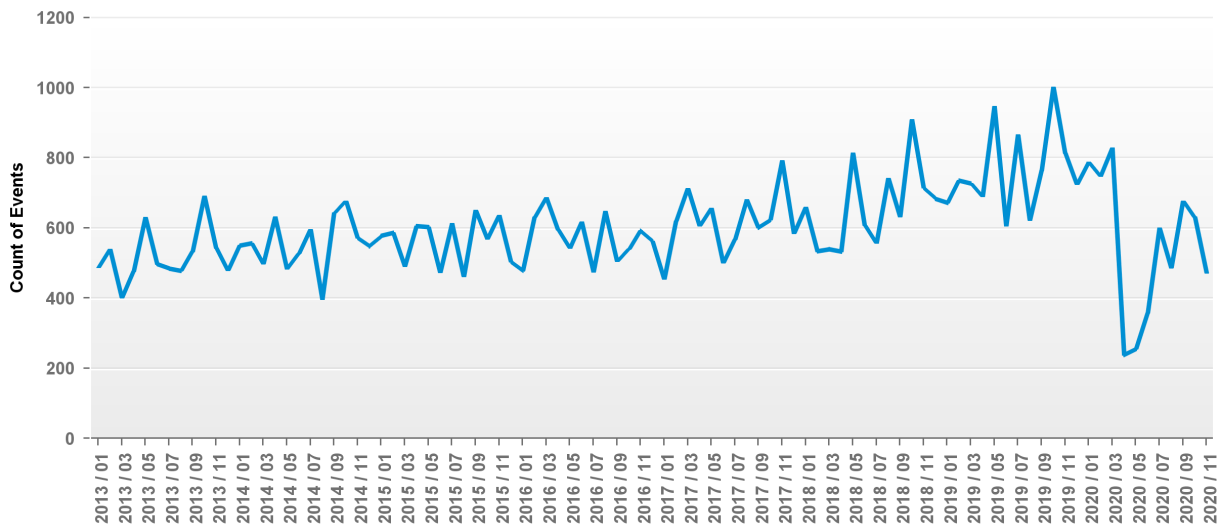
	Confirmed	Probable	Possible	Not Specified	Weekly total
Chlamydia trachomatis infection	179	1	0	0	180
Gonorrhoea	50	0	0	0	50
Herpes simplex (genital)	23	0	0	0	23
HIV	6	0	0	0	6
Lymphogranuloma venereum	0	0	0	0	0
Syphilis (early infectious)	13	0	0	0	13
Trichomoniasis	1	0	0	0	1
Weekly Total	272	1	0	0	273

Table 9: HIV & Sexually Transmitted Infections by case classification: annual cumulative figures week 1 - week 47, 2020

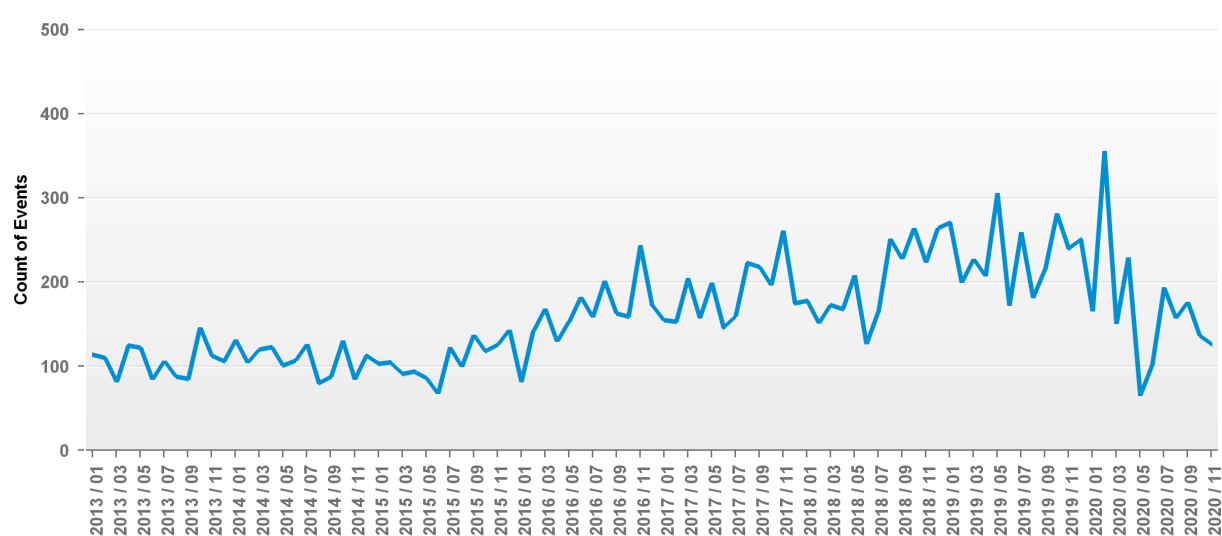
	Confirmed	Probable	Possible	Not Specified	Annual total, 2020
Chlamydia trachomatis infection	6083	1	0	0	6084
Gonorrhoea	1858	0	0	0	1858
Herpes simplex (genital)	993	7	0	0	1000
HIV	415	0	0	0	415
Lymphogranuloma venereum	10	1	0	0	11
Syphilis (early infectious)	489	6	8	0	503
Trichomoniasis	34	0	0	0	34
Cumulative total this year	9882	15	8	0	9905



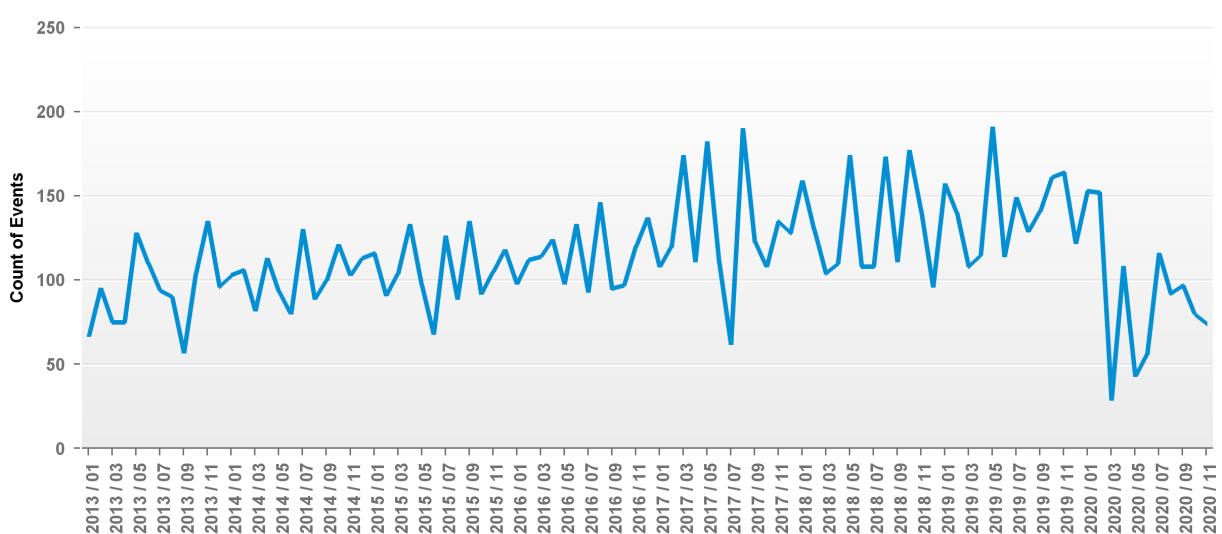
Graph 1: Chlamydia notifications by month, week 1, 2013 - week 47, 2020



Graph 2 : Gonorrhoea notifications by month, week 1, 2013 - week 47, 2020

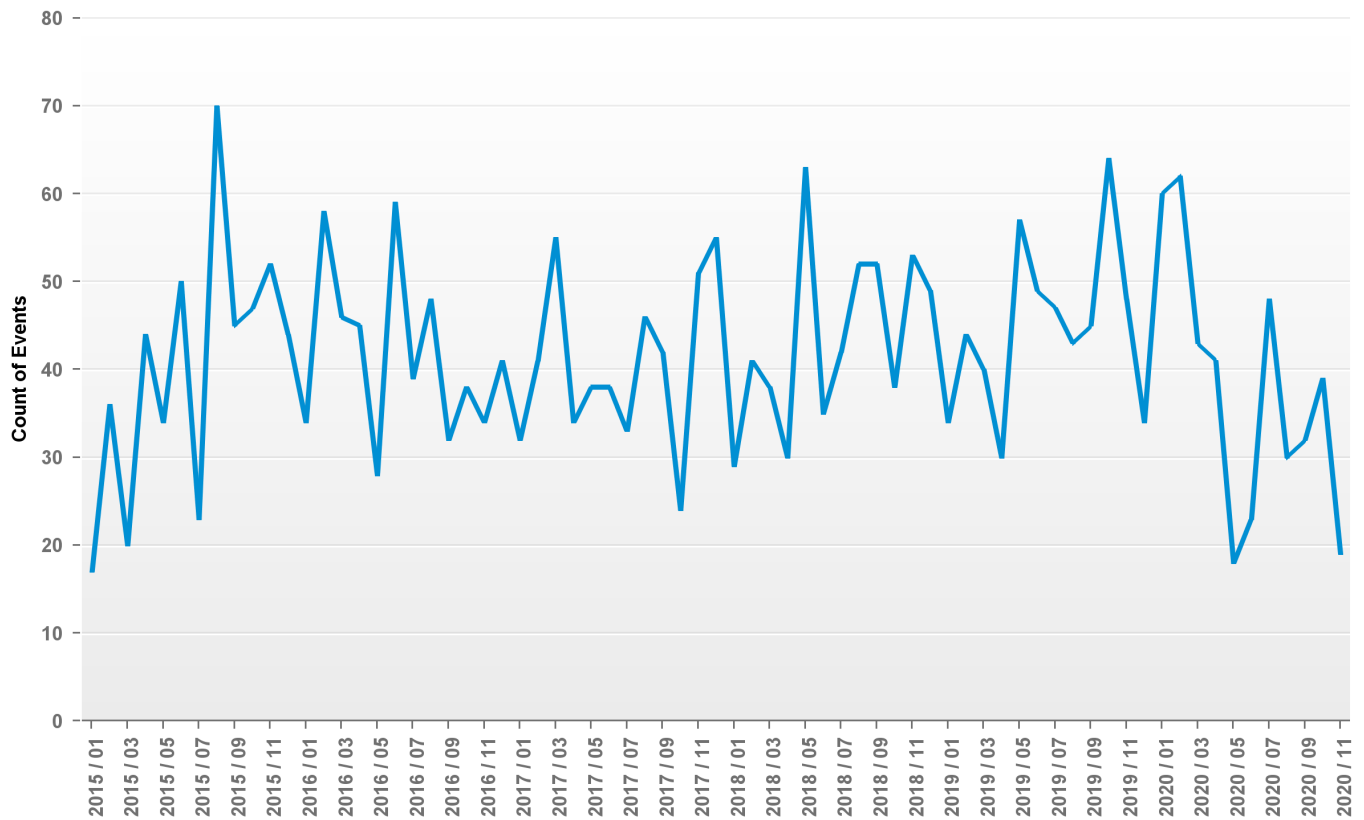


Graph 3: Herpes simplex (genital) notifications by month, week 1, 2013 - week 47, 2020

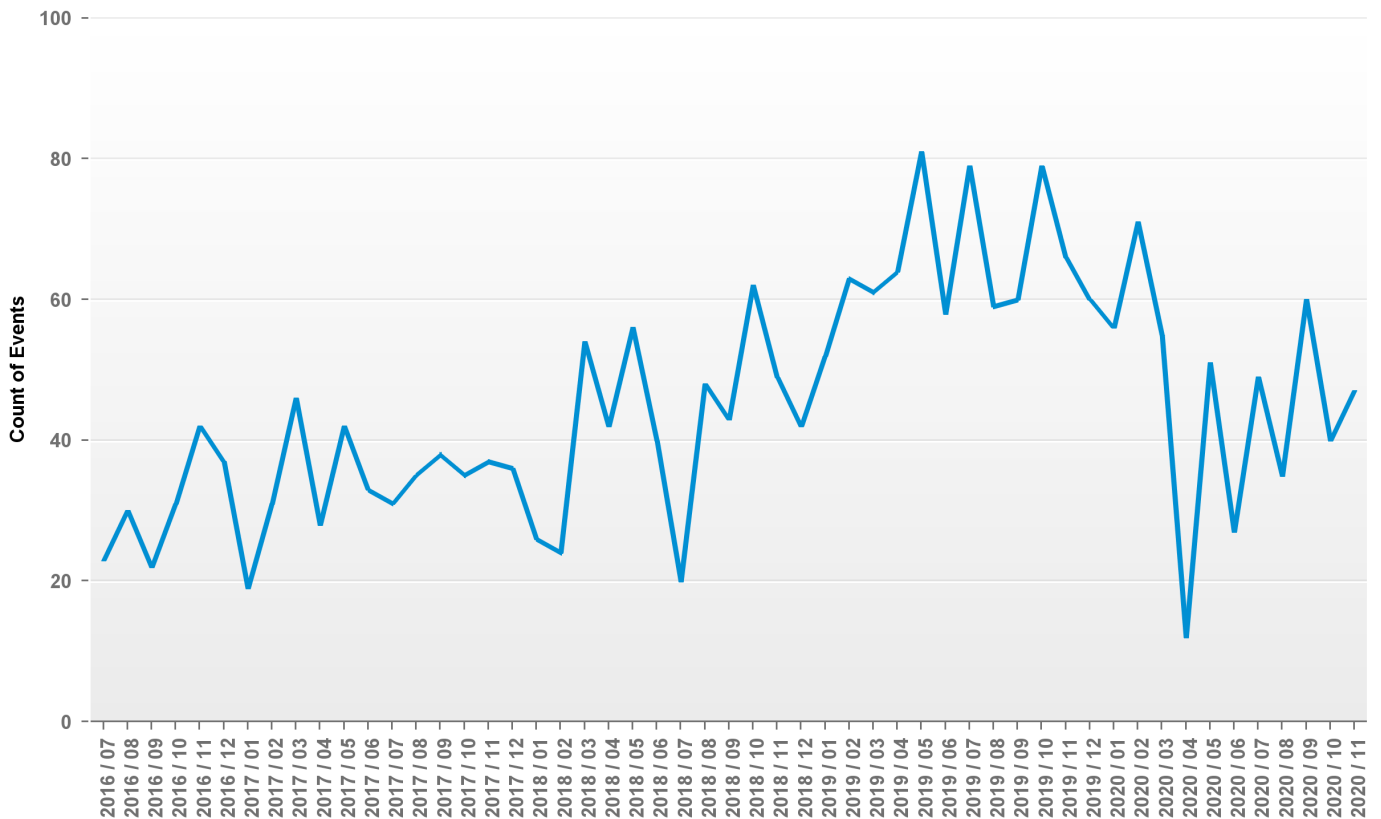




Graph 4: HIV notifications by month, week 1, 2015 - week 47, 2020



Graph 5: Syphilis notifications by month, week 27, 2016 - week 47, 2020





Guidance notes

1. This report contains data on notifiable STIs (excluding Ano-Genital Warts (AGW) and Non-Specific Urethritis (NSU)), and HIV reported weekly to Departments of Public Health from clinical or laboratory sources. Data included in this report are based on the date the information is entered into/authorised on CIDR by Public Health.

2. Data for this report are provisional and were extracted from CIDR on 25 November 2020, and were correct at the time that data were extracted. Information from previous years is updated on an ongoing basis in CIDR, therefore data in this report may be updated in future reports.

3. Aggregate data on AGW and NSU are reported to HPSC on a quarterly basis from Departments of Public Health and are reported in the annual STI reports.

4. The counties covered by each HSE area are as follows:
HSE East (E): Dublin, Kildare & Wicklow;
HSE Midlands (M): Laois, Longford, Offaly & Westmeath;
HSE Midwest (MW): Clare, Limerick & N. Tipperary;
HSE Northeast (NE): Cavan, Louth, Meath & Monaghan;
HSE Northwest (NW): Donegal, Leitrim & Sligo;
HSE South (S): Kerry & Cork;
HSE Southeast (SE): Carlow, Kilkenny, S. Tipperary, Waterford & Wexford;
HSE West (W): Galway, Mayo & Roscommon.

5. The Irish case definition for syphilis changed on 1st January, 2014 and from this date, syphilis notifications include early (infectious) syphilis only. Direct comparison of 2014 syphilis notification data with notification data for previous years (which includes non-infectious cases) is not valid. In July, 2016, the laboratory criteria were updated and since January, 2019, symptomatic cases which do not meet the laboratory criteria are notifiable as probable cases.

6. Case definitions for HIV and STIs are available on the HPSC website at <https://www.hpsc.ie/notifiablediseases/casedefinitions/>