

HPSC - Weekly HIV & STI Report



Statutory Notifications of HIV and STIs reported in Ireland via the Computerised Infectious Disease Reporting (CIDR) system for:

Week 46, 2020

(Notification Period: 08/11/2020 - 14/11/2020)

Data are Provisional

Report produced by the Health Protection Surveillance Centre on 18/11/2020

More detailed annual reports on HIV and STIs in Ireland are available on the HPSC website at <https://www.hpsc.ie>



Table 1: Summary of HIV and Sexually Transmitted Infections reported for week 46, 2020

Disease	Week Ending	2020	2019	Increase/Decrease	
	14/11/2020	Week 1 - 46	Week 1 - 46	n	%
Chancroid	0	0	0	0	0.00
Chlamydia trachomatis infection	96	5904	8016	-2112	-26.35
Gonorrhoea	33	1808	2442	-634	-25.96
Granuloma inguinale	0	0	0	0	0.00
Herpes simplex (genital)	20	977	1489	-512	-34.39
HIV	4	409	476	-67	-14.08
Lymphogranuloma venereum	0	11	32	-21	-65.63
Syphilis (early infectious)	13	490	684	-194	-28.36
Trichomoniasis	0	33	58	-25	-43.10
Total	166	9,632	13,197	-3,565	-27.01



Table 2: HIV & Sexually Transmitted Infections by HSE area* for week 46, 2020

	E	M	MW	NE	NW	S	SE	W	Weekly total
Chlamydia trachomatis infection	48	2	6	7	4	12	6	11	96
Gonorrhoea	29	0	1	0	1	1	0	1	33
Herpes simplex (genital)	9	1	0	1	2	2	2	3	20
HIV	2	0	1	0	0	1	0	0	4
Syphilis (early infectious)	10	0	0	0	0	2	0	1	13
Total	98	3	8	8	7	18	8	16	166

Table 3: HIV & Sexually Transmitted Infections by HSE area*: annual cumulative figures week 1 - week 46, 2020

	E	M	MW	NE	NW	S	SE	W	Annual total, 2020
Chlamydia trachomatis infection	3096	192	428	282	208	764	447	487	5904
Gonorrhoea	1302	23	85	52	26	143	90	87	1808
Herpes simplex (genital)	562	33	66	33	19	101	97	66	977
HIV	277	13	18	19	7	34	17	24	409
Lymphogranuloma venereum	9	0	0	0	0	0	0	2	11
Syphilis (early infectious)	386	13	9	19	7	26	16	14	490
Trichomoniasis	11	3	15	0	0	1	2	1	33
Cumulative total this year	5643	277	621	405	267	1069	669	681	9632

* See note 4 on page 8



Table 4: HIV & Sexually Transmitted Infections by age group for week 46, 2020

	0-14 yrs	15-19 yrs	20-24 yrs	25-29 yrs	30-34 yrs	35-39 yrs	40-44 yrs	45-49 yrs	50-59 yrs	60+ yrs	Unkno wn	Weekly total
Chlamydia trachomatis infection	0	6	44	19	11	8	4	3	1	0	0	96
Gonorrhoea	0	1	1	10	9	6	4	1	1	0	0	33
Herpes simplex (genital)	0	0	9	5	1	2	1	0	1	1	0	20
HIV	0	0	0	0	1	2	0	0	1	0	0	4
Syphilis (early infectious)	0	0	0	2	2	3	2	1	1	2	0	13
Weekly Total	0	7	54	36	24	21	11	5	5	3	0	166

Table 5: HIV & Sexually Transmitted Infections by age group: annual cumulative figures week 1 - week 46, 2020

	0-14 yrs	15-19 yrs	20-24 yrs	25-29 yrs	30-34 yrs	35-39 yrs	40-44 yrs	45-49 yrs	50-59 yrs	60+ yrs	Unkno wn	Annual total, 2020
Chlamydia trachomatis infection	15	572	2363	1402	708	408	202	110	94	27	3	5904
Gonorrhoea	2	141	378	392	368	217	135	73	80	21	1	1808
Herpes simplex (genital)	3	93	258	223	146	94	55	31	41	33	0	977
HIV	0	3	21	72	100	70	43	35	43	21	1	409
Lymphogranuloma venereum	0	0	1	2	1	2	2	1	2	0	0	11
Syphilis (early infectious)	0	5	36	95	118	92	43	42	42	14	3	490
Trichomoniasis	0	3	4	5	7	10	2	0	1	1	0	33
Cumulative total this year	20	817	3061	2191	1448	893	482	292	303	117	8	9632



Table 6: HIV & Sexually Transmitted Infections by gender for week 46, 2020

	Male	Female	Unknown	Not Specified	Weekly total
Chlamydia trachomatis infection	50	43	2	1	96
Gonorrhoea	32	1	0	0	33
Herpes simplex (genital)	5	15	0	0	20
HIV	3	1	0	0	4
Lymphogranuloma venereum	0	0	0	0	0
Syphilis (early infectious)	12	1	0	0	13
Trichomoniasis	0	0	0	0	0
Weekly Total	102	61	2	1	166

Table 7: HIV & Sexually Transmitted Infections by gender: annual cumulative figures week 1 - week 46, 2020

	Male	Female	Unknown	Not Specified	Annual total, 2020
Chlamydia trachomatis infection	2888	2992	20	4	5904
Gonorrhoea	1570	235	3	0	1808
Herpes simplex (genital)	278	697	1	1	977
HIV	321	87	1	0	409
Lymphogranuloma venereum	11	0	0	0	11
Syphilis (early infectious)	449	40	1	0	490
Trichomoniasis	0	33	0	0	33
Cumulative total this year	5517	4084	26	5	9632



Table 8: HIV & Sexually Transmitted Infections by case classification for week 46, 2020

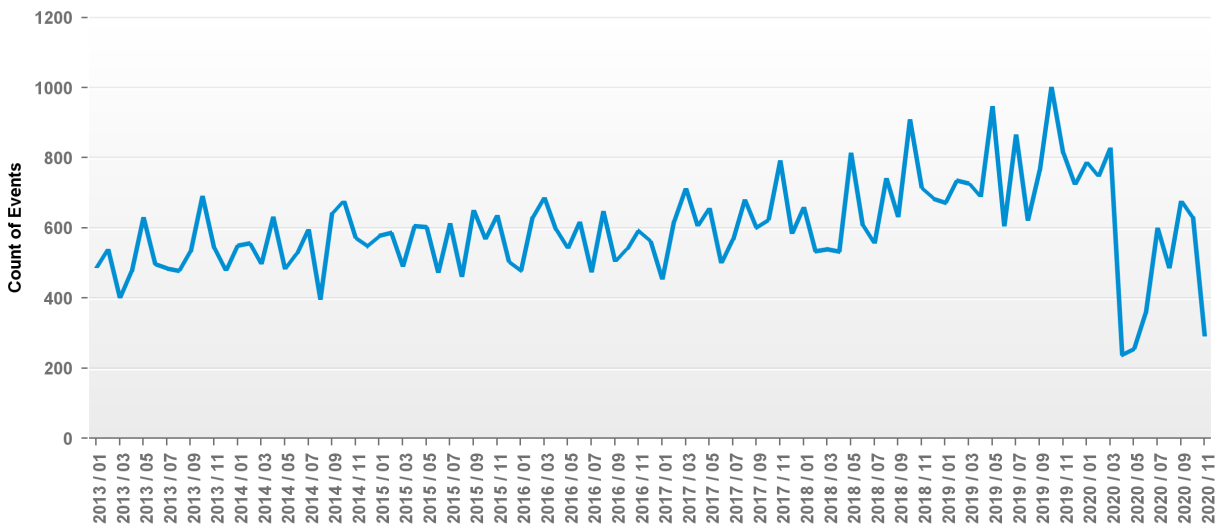
	Confirmed	Probable	Possible	Not Specified	Weekly total
Chlamydia trachomatis infection	96	0	0	0	96
Gonorrhoea	33	0	0	0	33
Herpes simplex (genital)	20	0	0	0	20
HIV	4	0	0	0	4
Lymphogranuloma venereum	0	0	0	0	0
Syphilis (early infectious)	13	0	0	0	13
Trichomoniasis	0	0	0	0	0
Weekly Total	166	0	0	0	166

Table 9: HIV & Sexually Transmitted Infections by case classification: annual cumulative figures week 1 - week 46, 2020

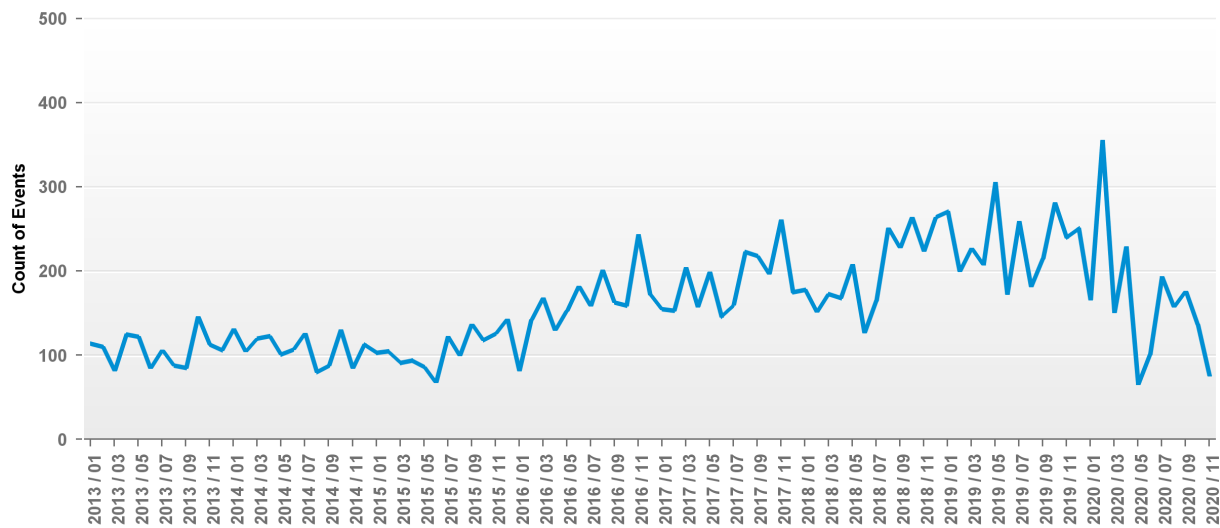
	Confirmed	Probable	Possible	Not Specified	Annual total, 2020
Chlamydia trachomatis infection	5904	0	0	0	5904
Gonorrhoea	1808	0	0	0	1808
Herpes simplex (genital)	970	7	0	0	977
HIV	409	0	0	0	409
Lymphogranuloma venereum	10	1	0	0	11
Syphilis (early infectious)	476	6	8	0	490
Trichomoniasis	33	0	0	0	33
Cumulative total this year	9610	14	8	0	9632



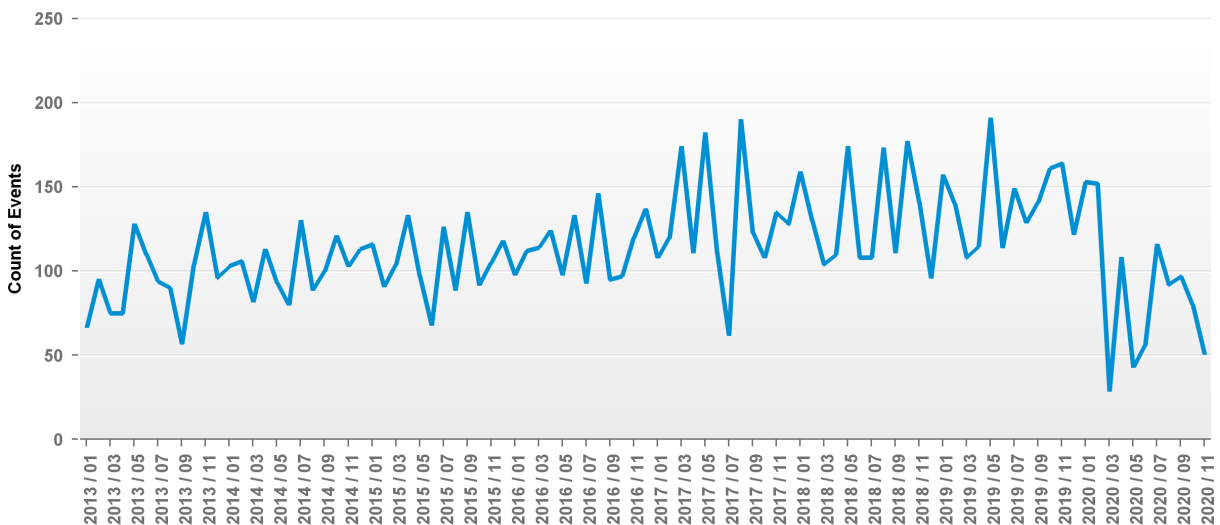
Graph 1: Chlamydia notifications by month, week 1, 2013 - week 46, 2020



Graph 2 : Gonorrhoea notifications by month, week 1, 2013 - week 46, 2020

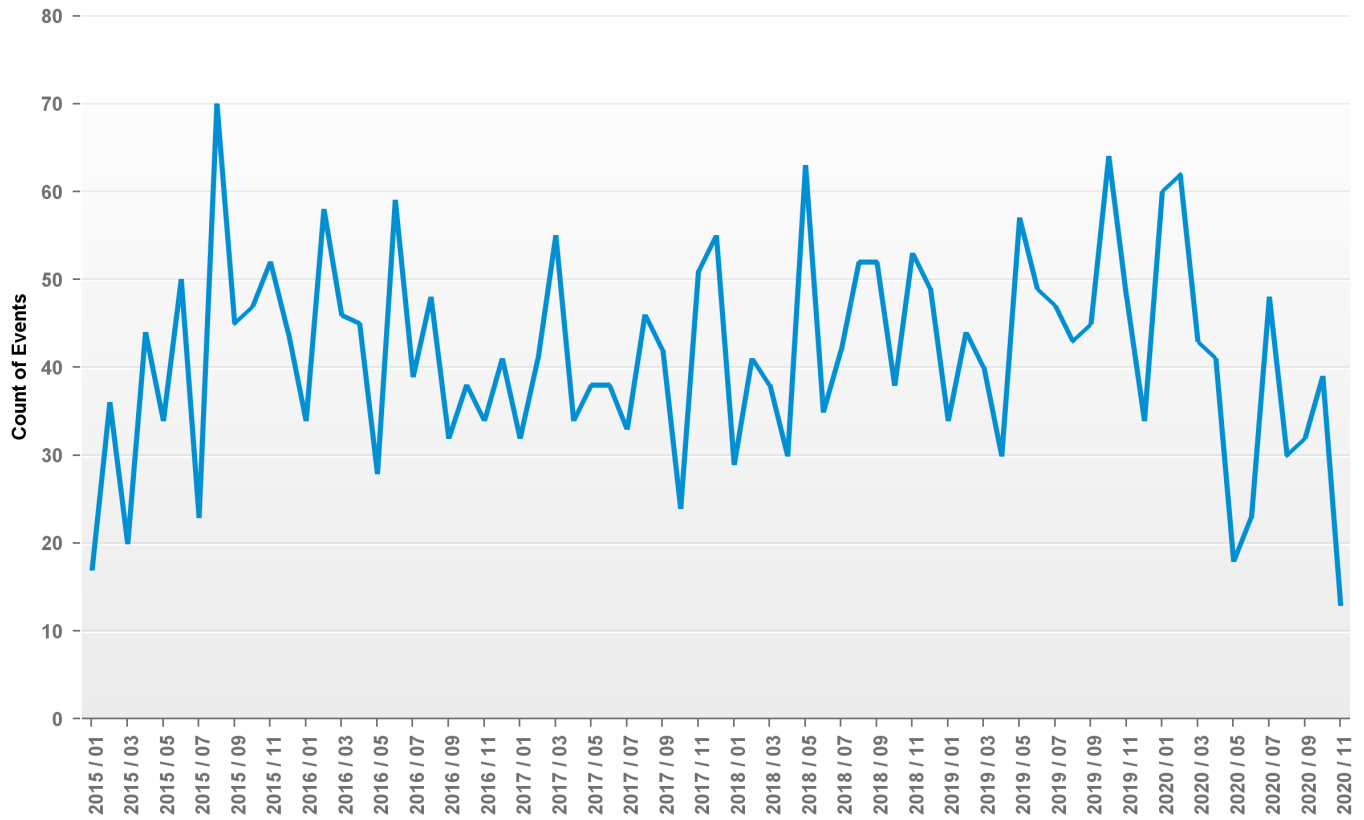


Graph 3: Herpes simplex (genital) notifications by month, week 1, 2013 - week 46, 2020

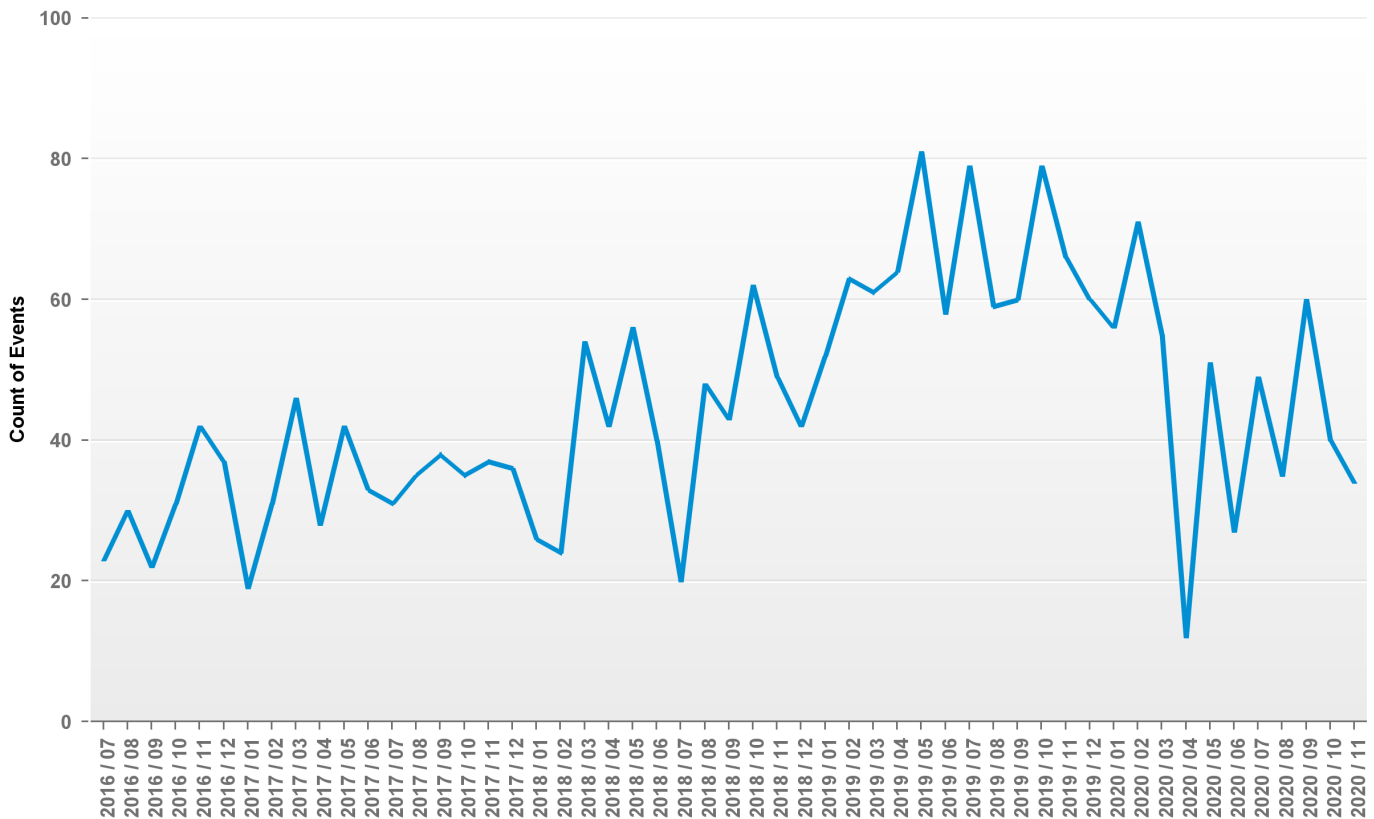




Graph 4: HIV notifications by month, week 1, 2015 - week 46, 2020



Graph 5: Syphilis notifications by month, week 27, 2016 - week 46, 2020





Guidance notes

1. This report contains data on notifiable STIs (excluding Ano-Genital Warts (AGW) and Non-Specific Urethritis (NSU)), and HIV reported weekly to Departments of Public Health from clinical or laboratory sources. Data included in this report are based on the date the information is entered into/authorised on CIDR by Public Health.

2. Data for this report are provisional and were extracted from CIDR on 18 November 2020, and were correct at the time that data were extracted. Information from previous years is updated on an ongoing basis in CIDR, therefore data in this report may be updated in future reports.

3. Aggregate data on AGW and NSU are reported to HPSC on a quarterly basis from Departments of Public Health and are reported in the annual STI reports.

4. The counties covered by each HSE area are as follows:
HSE East (E): Dublin, Kildare & Wicklow;
HSE Midlands (M): Laois, Longford, Offaly & Westmeath;
HSE Midwest (MW): Clare, Limerick & N. Tipperary;
HSE Northeast (NE): Cavan, Louth, Meath & Monaghan;
HSE Northwest (NW): Donegal, Leitrim & Sligo;
HSE South (S): Kerry & Cork;
HSE Southeast (SE): Carlow, Kilkenny, S. Tipperary, Waterford & Wexford;
HSE West (W): Galway, Mayo & Roscommon.

5. The Irish case definition for syphilis changed on 1st January, 2014 and from this date, syphilis notifications include early (infectious) syphilis only. Direct comparison of 2014 syphilis notification data with notification data for previous years (which includes non-infectious cases) is not valid. In July, 2016, the laboratory criteria were updated and since January, 2019, symptomatic cases which do not meet the laboratory criteria are notifiable as probable cases.

6. Case definitions for HIV and STIs are available on the HPSC website at <https://www.hpsc.ie/notifiablediseases/casedefinitions/>