

HPSC - Weekly HIV & STI Report



Statutory Notifications of HIV and STIs reported in Ireland via the Computerised Infectious Disease Reporting (CIDR) system for:

Week 38, 2020

(Notification Period: 13/09/2020 - 19/09/2020)

Data are Provisional

Report produced by the Health Protection Surveillance Centre on 23/09/2020

More detailed annual reports on HIV and STIs in Ireland are available on the HPSC website at <https://www.hpsc.ie>



Table 1: Summary of HIV and Sexually Transmitted Infections reported for week 38, 2020

Disease	Week Ending	2020	2019	Increase/Decrease	
	19/09/2020	Week 1 - 38	Week 1 - 38	n	%
Chancroid	0	0	0	0	0.00
Chlamydia trachomatis infection	118	4662	6441	-1779	-27.62
Gonorrhoea	37	1528	1976	-448	-22.67
Granuloma inguinale	0	0	0	0	0.00
Herpes simplex (genital)	15	809	1197	-388	-32.41
HIV	8	349	369	-20	-5.42
Lymphogranuloma venereum	0	9	23	-14	-60.87
Syphilis (early infectious)	13	388	561	-173	-30.84
Trichomoniasis	3	29	41	-12	-29.27
Total	194	7,774	10,608	-2834	-26.72



Table 2: HIV & Sexually Transmitted Infections by HSE area* for week 38, 2020

	E	M	MW	NE	NW	S	SE	W	Weekly total
Chlamydia trachomatis infection	61	4	10	2	0	18	14	9	118
Gonorrhoea	29	1	1	0	0	0	4	2	37
Herpes simplex (genital)	7	0	2	1	0	1	3	1	15
HIV	5	0	0	2	0	0	1	0	8
Syphilis (early infectious)	11	0	0	0	1	0	1	0	13
Trichomoniasis	0	0	3	0	0	0	0	0	3
Total	113	5	16	5	1	19	23	12	194

Table 3: HIV & Sexually Transmitted Infections by HSE area*: annual cumulative figures week 1 - week 38, 2020

	E	M	MW	NE	NW	S	SE	W	Annual total, 2020
Chlamydia trachomatis infection	2481	152	327	216	162	591	358	375	4662
Gonorrhoea	1075	21	76	45	24	123	85	79	1528
Herpes simplex (genital)	483	24	49	23	13	83	80	54	809
HIV	239	8	16	19	7	28	16	16	349
Lymphogranuloma venereum	7	0	0	0	0	0	0	2	9
Syphilis (early infectious)	300	11	8	19	5	21	12	12	388
Trichomoniasis	9	3	13	0	0	1	2	1	29
Cumulative total this year	4594	219	489	322	211	847	553	539	7774

* See note 4 on page 8



Table 4: HIV & Sexually Transmitted Infections by age group for week 38, 2020

	0-14 yrs	15-19 yrs	20-24 yrs	25-29 yrs	30-34 yrs	35-39 yrs	40-44 yrs	45-49 yrs	50-59 yrs	60+ yrs	Unkno wn	Weekly total
Chlamydia trachomatis infection	0	7	59	22	10	9	3	4	2	2	0	118
Gonorrhoea	0	1	9	7	7	4	4	3	0	2	0	37
Herpes simplex (genital)	0	2	3	3	2	1	1	2	0	1	0	15
HIV	0	0	1	0	2	3	1	0	1	0	0	8
Syphilis (early infectious)	0	0	1	4	3	1	3	1	0	0	0	13
Trichomoniasis	0	1	0	2	0	0	0	0	0	0	0	3
Weekly Total	0	11	73	38	24	18	12	10	3	5	0	194

Table 5: HIV & Sexually Transmitted Infections by age group: annual cumulative figures week 1 - week 38, 2020

	0-14 yrs	15-19 yrs	20-24 yrs	25-29 yrs	30-34 yrs	35-39 yrs	40-44 yrs	45-49 yrs	50-59 yrs	60+ yrs	Unkno wn	Annual total, 2020
Chlamydia trachomatis infection	10	464	1865	1099	575	302	160	86	78	20	3	4662
Gonorrhoea	2	131	326	326	300	177	107	66	73	19	1	1528
Herpes simplex (genital)	3	71	206	190	120	87	43	30	34	25	0	809
HIV	0	2	19	61	90	60	38	27	34	17	1	349
Lymphogranuloma venereum	0	0	1	1	1	2	1	1	2	0	0	9
Syphilis (early infectious)	0	4	31	78	95	68	30	34	34	11	3	388
Trichomoniasis	0	3	4	3	6	9	2	0	1	1	0	29
Cumulative total this year	15	675	2452	1758	1187	705	381	244	256	93	8	7774



Table 6: HIV & Sexually Transmitted Infections by gender for week 38, 2020

	Male	Female	Unknown	Not Specified	Weekly total
Chlamydia trachomatis infection	70	46	0	2	118
Gonorrhoea	36	1	0	0	37
Herpes simplex (genital)	5	10	0	0	15
HIV	5	2	1	0	8
Lymphogranuloma venereum	0	0	0	0	0
Syphilis (early infectious)	13	0	0	0	13
Trichomoniasis	0	3	0	0	3
Weekly Total	129	62	1	2	194

Table 7: HIV & Sexually Transmitted Infections by gender: annual cumulative figures week 1 - week 38, 2020

	Male	Female	Unknown	Not Specified	Annual total, 2020
Chlamydia trachomatis infection	2319	2323	17	3	4662
Gonorrhoea	1317	208	3	0	1528
Herpes simplex (genital)	236	571	1	1	809
HIV	272	76	1	0	349
Lymphogranuloma venereum	9	0	0	0	9
Syphilis (early infectious)	356	30	2	0	388
Trichomoniasis	0	29	0	0	29
Cumulative total this year	4509	3237	24	4	7774



Table 8: HIV & Sexually Transmitted Infections by case classification for week 38, 2020

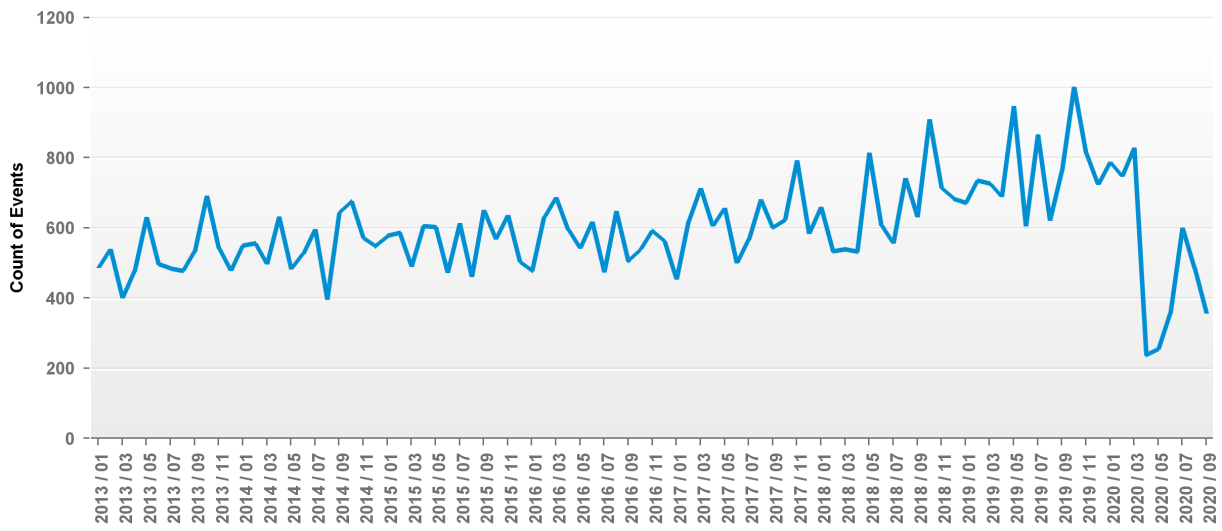
	Confirmed	Probable	Possible	Not Specified	Weekly total
Chlamydia trachomatis infection	118	0	0	0	118
Gonorrhoea	37	0	0	0	37
Herpes simplex (genital)	15	0	0	0	15
HIV	8	0	0	0	8
Lymphogranuloma venereum	0	0	0	0	0
Syphilis (early infectious)	13	0	0	0	13
Trichomoniasis	3	0	0	0	3
Weekly Total	194	0	0	0	194

Table 9: HIV & Sexually Transmitted Infections by case classification: annual cumulative figures week 1 - week 38, 2020

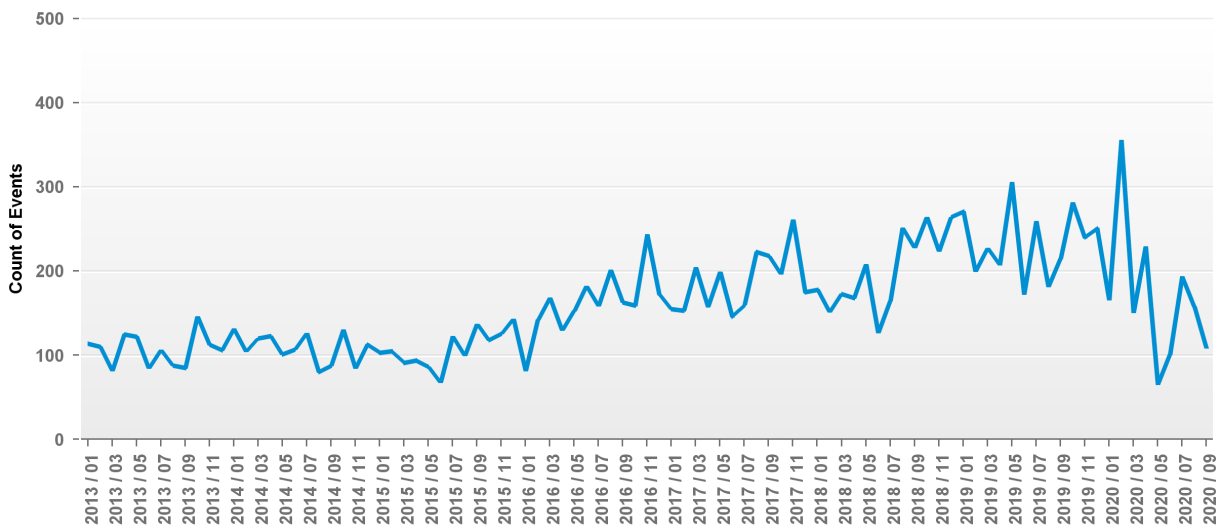
	Confirmed	Probable	Possible	Not Specified	Annual total, 2020
Chlamydia trachomatis infection	4662	0	0	0	4662
Gonorrhoea	1527	1	0	0	1528
Herpes simplex (genital)	805	4	0	0	809
HIV	349	0	0	0	349
Lymphogranuloma venereum	8	1	0	0	9
Syphilis (early infectious)	374	6	8	0	388
Trichomoniasis	29	0	0	0	29
Cumulative total this year	7754	12	8	0	7774



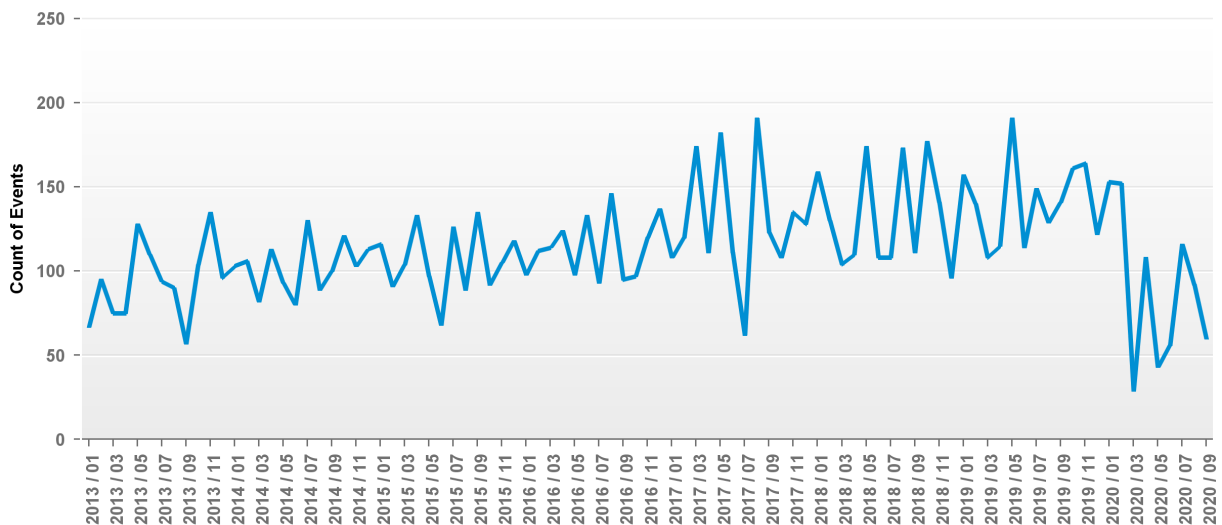
Graph 1: Chlamydia notifications by month, week 1, 2013 - week 38, 2020



Graph 2 : Gonorrhoea notifications by month, week 1, 2013 - week 38, 2020

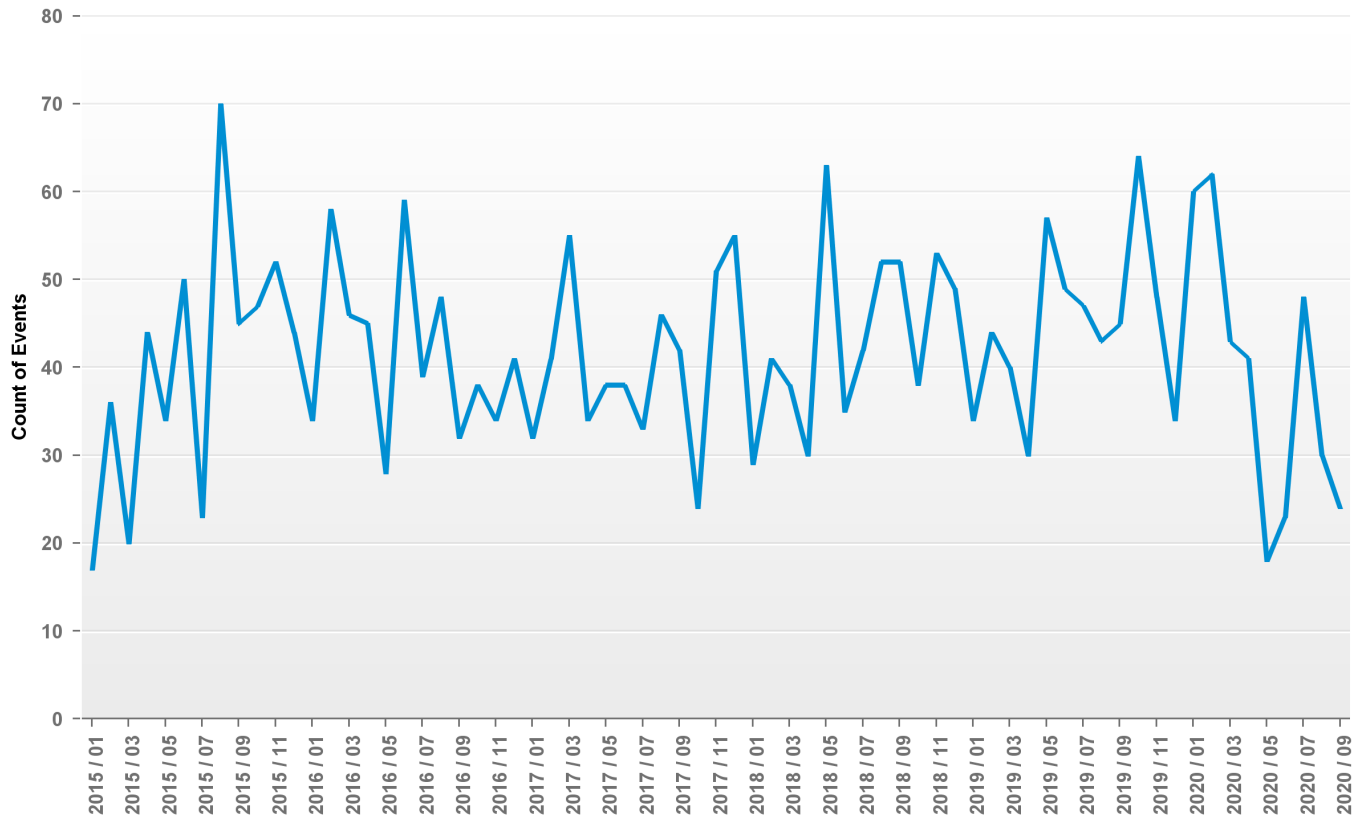


Graph 3: Herpes simplex (genital) notifications by month, week 1, 2013 - week 38, 2020

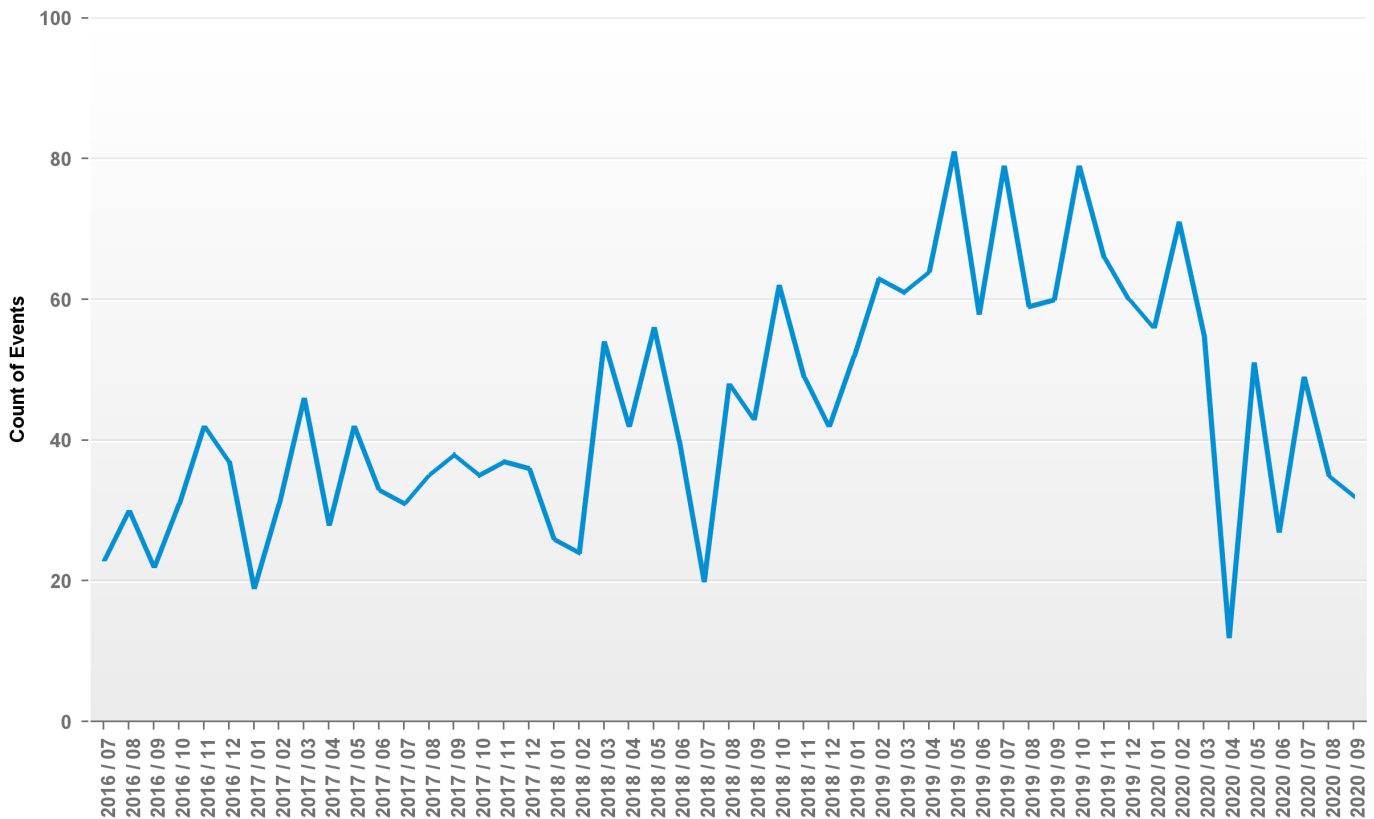




Graph 4: HIV notifications by month, week 1, 2015 - week 38, 2020



Graph 5: Syphilis notifications by month, week 27, 2016 - week 38, 2020





Guidance notes

1. This report contains data on notifiable STIs (excluding Ano-Genital Warts (AGW) and Non-Specific Urethritis (NSU)), and HIV reported weekly to Departments of Public Health from clinical or laboratory sources. Data included in this report are based on the date the information is entered into/authorised on CIDR by Public Health.

2. Data for this report are provisional and were extracted from CIDR on 23 September 2020, and were correct at the time that data were extracted. Information from previous years is updated on an ongoing basis in CIDR, therefore data in this report may be updated in future reports.

3. Aggregate data on AGW and NSU are reported to HPSC on a quarterly basis from Departments of Public Health and are reported in the annual STI reports.

4. The counties covered by each HSE area are as follows:
HSE East (E): Dublin, Kildare & Wicklow;
HSE Midlands (M): Laois, Longford, Offaly & Westmeath;
HSE Midwest (MW): Clare, Limerick & N. Tipperary;
HSE Northeast (NE): Cavan, Louth, Meath & Monaghan;
HSE Northwest (NW): Donegal, Leitrim & Sligo;
HSE South (S): Kerry & Cork;
HSE Southeast (SE): Carlow, Kilkenny, S. Tipperary, Waterford & Wexford;
HSE West (W): Galway, Mayo & Roscommon.

5. The Irish case definition for syphilis changed on 1st January, 2014 and from this date, syphilis notifications include early (infectious) syphilis only. Direct comparison of 2014 syphilis notification data with notification data for previous years (which includes non-infectious cases) is not valid. In July, 2016, the laboratory criteria were updated and since January, 2019, symptomatic cases which do not meet the laboratory criteria are notifiable as probable cases.

6. Case definitions for HIV and STIs are available on the HPSC website at <https://www.hpsc.ie/notifiablediseases/casedefinitions/>