

HPSC - Weekly HIV & STI Report



Statutory Notifications of HIV and STIs reported in Ireland via the Computerised Infectious Disease Reporting (CIDR) system for:

Week 37, 2020

(Notification Period: 06/09/2020 - 12/09/2020)

Data are Provisional

Report produced by the Health Protection Surveillance Centre on 16/09/2020

More detailed annual reports on HIV and STIs in Ireland are available on the HPSC website at <https://www.hpsc.ie>



Table 1: Summary of HIV and Sexually Transmitted Infections reported for week 37, 2020

Disease	Week Ending	2020	2019	Increase/Decrease	
	12/09/2020	Week 1 - 37	Week 1 - 37	n	%
Chancroid	0	0	0	0	0.00
Chlamydia trachomatis infection	150	4545	6256	-1711	-27.35
Gonorrhoea	44	1491	1928	-437	-22.67
Granuloma inguinale	0	0	0	0	0.00
Herpes simplex (genital)	13	794	1161	-367	-31.61
HIV	7	341	361	-20	-5.54
Lymphogranuloma venereum	0	9	22	-13	-59.09
Syphilis (early infectious)	13	375	545	-170	-31.19
Trichomoniasis	0	26	41	-15	-36.59
Total	227	7,581	10,314	-2733	-26.5



Table 2: HIV & Sexually Transmitted Infections by HSE area* for week 37, 2020

	E	M	MW	NE	NW	S	SE	W	Weekly total
Chlamydia trachomatis infection	94	4	8	11	5	15	12	1	150
Gonorrhoea	32	0	2	3	2	2	3	0	44
Herpes simplex (genital)	8	0	1	0	0	3	1	0	13
HIV	4	0	0	2	0	0	1	0	7
Syphilis (early infectious)	9	1	0	1	0	1	1	0	13
Total	147	5	11	17	7	21	18	1	227

Table 3: HIV & Sexually Transmitted Infections by HSE area*: annual cumulative figures week 1 - week 37, 2020

	E	M	MW	NE	NW	S	SE	W	Annual total, 2020
Chlamydia trachomatis infection	2420	149	317	214	162	573	344	366	4545
Gonorrhoea	1046	20	75	45	24	123	81	77	1491
Herpes simplex (genital)	476	24	47	22	13	82	77	53	794
HIV	234	8	16	17	7	28	15	16	341
Lymphogranuloma venereum	7	0	0	0	0	0	0	2	9
Syphilis (early infectious)	289	11	8	19	4	21	11	12	375
Trichomoniasis	9	3	10	0	0	1	2	1	26
Cumulative total this year	4481	215	473	317	210	828	530	527	7581

* See note 4 on page 8



Table 4: HIV & Sexually Transmitted Infections by age group for week 37, 2020

	0-14 yrs	15-19 yrs	20-24 yrs	25-29 yrs	30-34 yrs	35-39 yrs	40-44 yrs	45-49 yrs	50-59 yrs	60+ yrs	Unkno wn	Weekly total
Chlamydia trachomatis infection	0	14	60	35	19	8	8	1	5	0	0	150
Gonorrhoea	0	2	7	10	6	5	6	5	3	0	0	44
Herpes simplex (genital)	0	2	6	3	1	1	0	0	0	0	0	13
HIV	0	0	0	2	2	0	1	1	1	0	0	7
Syphilis (early infectious)	0	0	1	3	3	3	1	0	1	1	0	13
Weekly Total	0	18	74	53	31	17	16	7	10	1	0	227

Table 5: HIV & Sexually Transmitted Infections by age group: annual cumulative figures week 1 - week 37, 2020

	0-14 yrs	15-19 yrs	20-24 yrs	25-29 yrs	30-34 yrs	35-39 yrs	40-44 yrs	45-49 yrs	50-59 yrs	60+ yrs	Unkno wn	Annual total, 2020
Chlamydia trachomatis infection	10	458	1806	1077	565	293	157	82	76	18	3	4545
Gonorrhoea	2	130	317	319	293	173	103	63	73	17	1	1491
Herpes simplex (genital)	3	69	203	187	118	86	42	28	34	24	0	794
HIV	0	2	18	61	88	57	37	27	33	17	1	341
Lymphogranuloma venereum	0	0	1	1	1	2	1	1	2	0	0	9
Syphilis (early infectious)	0	4	30	74	92	67	27	33	34	11	3	375
Trichomoniasis	0	2	4	1	6	9	2	0	1	1	0	26
Cumulative total this year	15	665	2379	1720	1163	687	369	234	253	88	8	7581



Table 6: HIV & Sexually Transmitted Infections by gender for week 37, 2020

	Male	Female	Unknown	Not Specified	Weekly total
Chlamydia trachomatis infection	69	79	2	0	150
Gonorrhoea	38	6	0	0	44
Herpes simplex (genital)	5	8	0	0	13
HIV	4	3	0	0	7
Lymphogranuloma venereum	0	0	0	0	0
Syphilis (early infectious)	11	1	1	0	13
Trichomoniasis	0	0	0	0	0
Weekly Total	127	97	3	0	227

Table 7: HIV & Sexually Transmitted Infections by gender: annual cumulative figures week 1 - week 37, 2020

	Male	Female	Unknown	Not Specified	Annual total, 2020
Chlamydia trachomatis infection	2249	2276	19	1	4545
Gonorrhoea	1281	207	3	0	1491
Herpes simplex (genital)	231	561	1	1	794
HIV	267	74	0	0	341
Lymphogranuloma venereum	8	1	0	0	9
Syphilis (early infectious)	343	30	2	0	375
Trichomoniasis	0	26	0	0	26
Cumulative total this year	4379	3175	25	2	7581



Table 8: HIV & Sexually Transmitted Infections by case classification for week 37, 2020

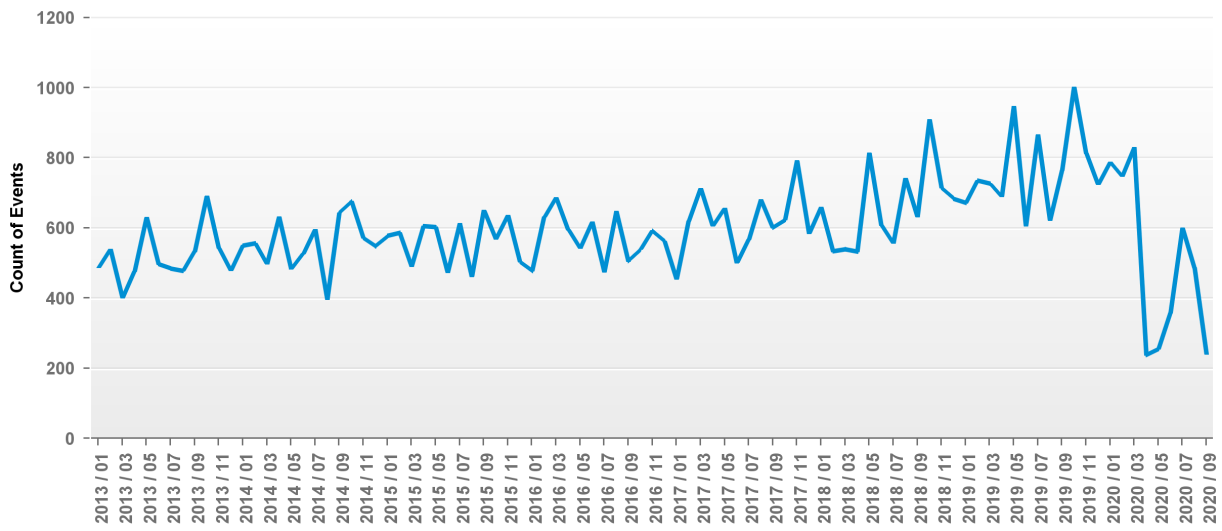
	Confirmed	Probable	Possible	Not Specified	Weekly total
Chlamydia trachomatis infection	150	0	0	0	150
Gonorrhoea	44	0	0	0	44
Herpes simplex (genital)	13	0	0	0	13
HIV	7	0	0	0	7
Lymphogranuloma venereum	0	0	0	0	0
Syphilis (early infectious)	13	0	0	0	13
Trichomoniasis	0	0	0	0	0
Weekly Total	227	0	0	0	227

Table 9: HIV & Sexually Transmitted Infections by case classification: annual cumulative figures week 1 - week 37, 2020

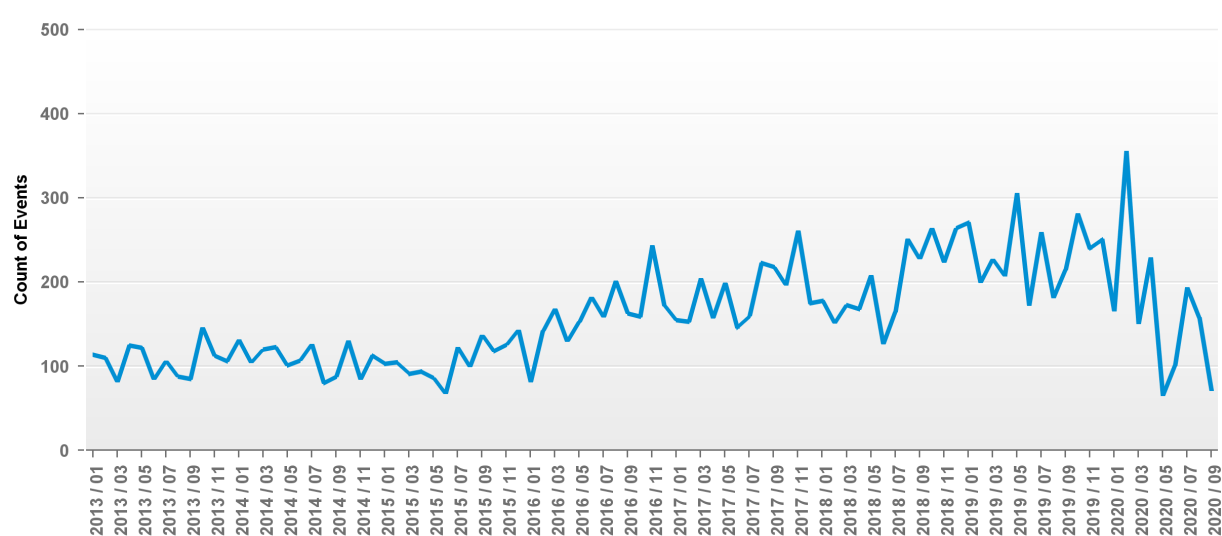
	Confirmed	Probable	Possible	Not Specified	Annual total, 2020
Chlamydia trachomatis infection	4545	0	0	0	4545
Gonorrhoea	1490	1	0	0	1491
Herpes simplex (genital)	790	4	0	0	794
HIV	341	0	0	0	341
Lymphogranuloma venereum	8	1	0	0	9
Syphilis (early infectious)	361	6	8	0	375
Trichomoniasis	26	0	0	0	26
Cumulative total this year	7561	12	8	0	7581



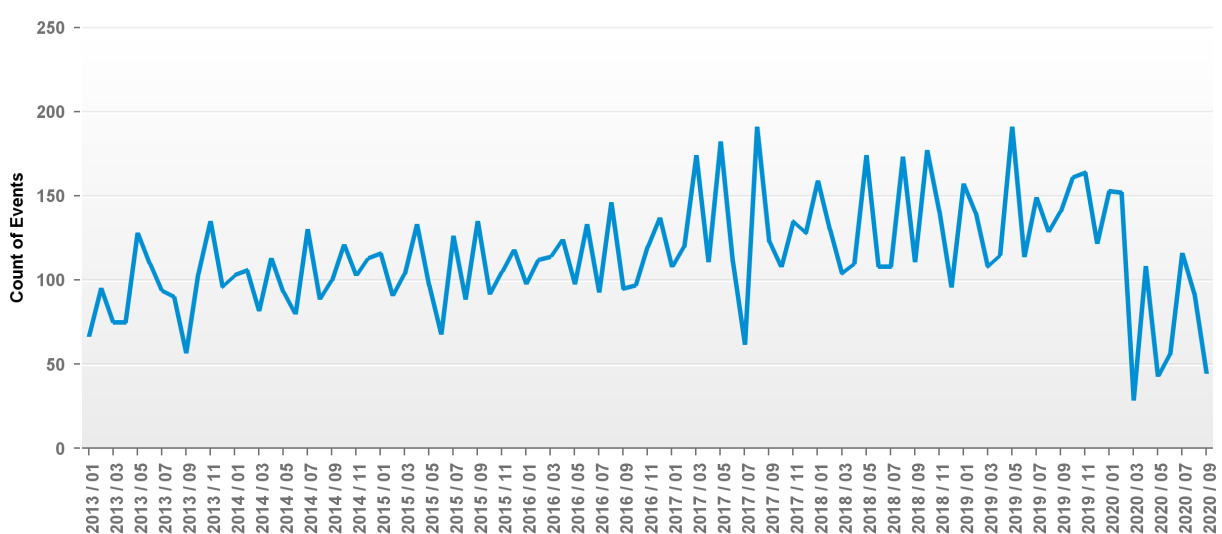
Graph 1: Chlamydia notifications by month, week 1, 2013 - week 37, 2020



Graph 2 : Gonorrhoea notifications by month, week 1, 2013 - week 37, 2020

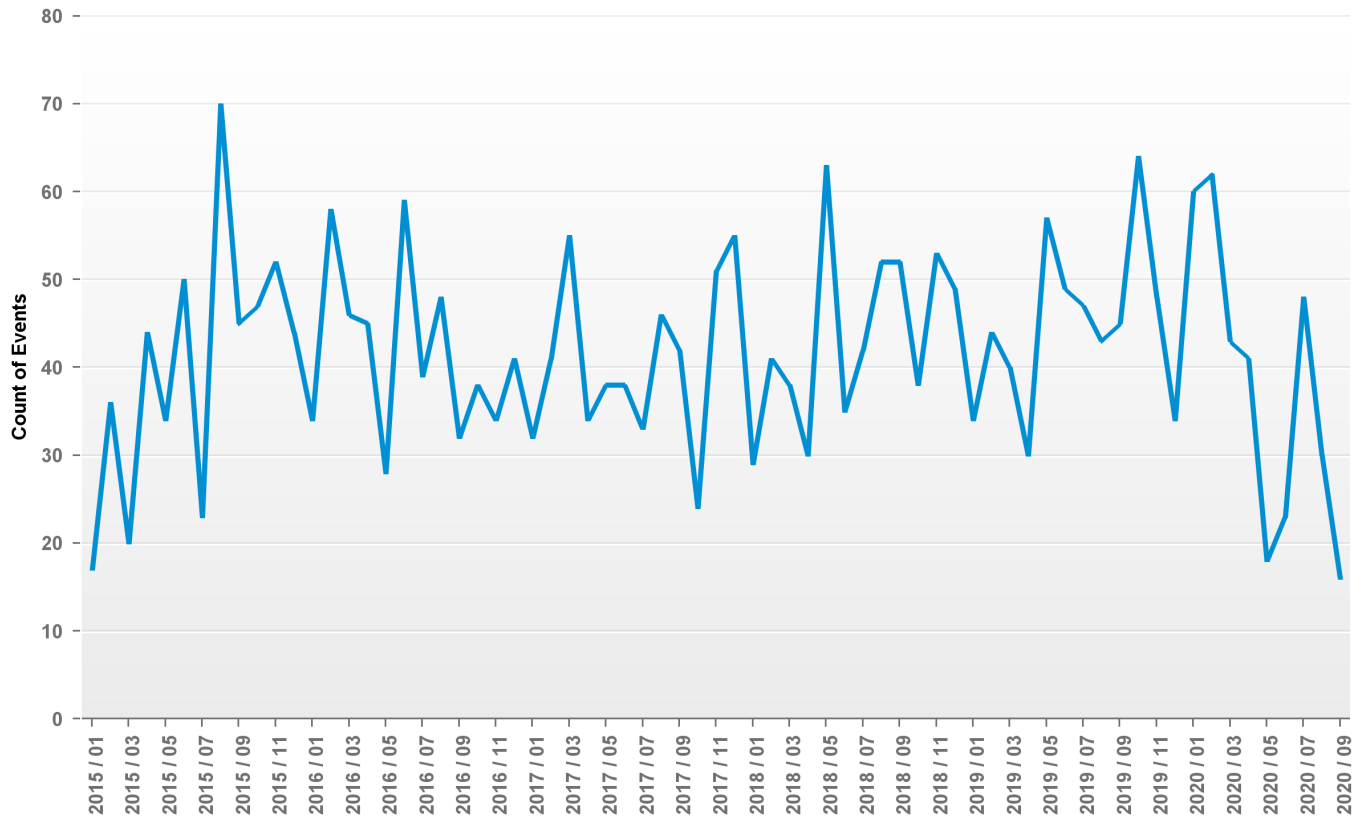


Graph 3: Herpes simplex (genital) notifications by month, week 1, 2013 - week 37, 2020

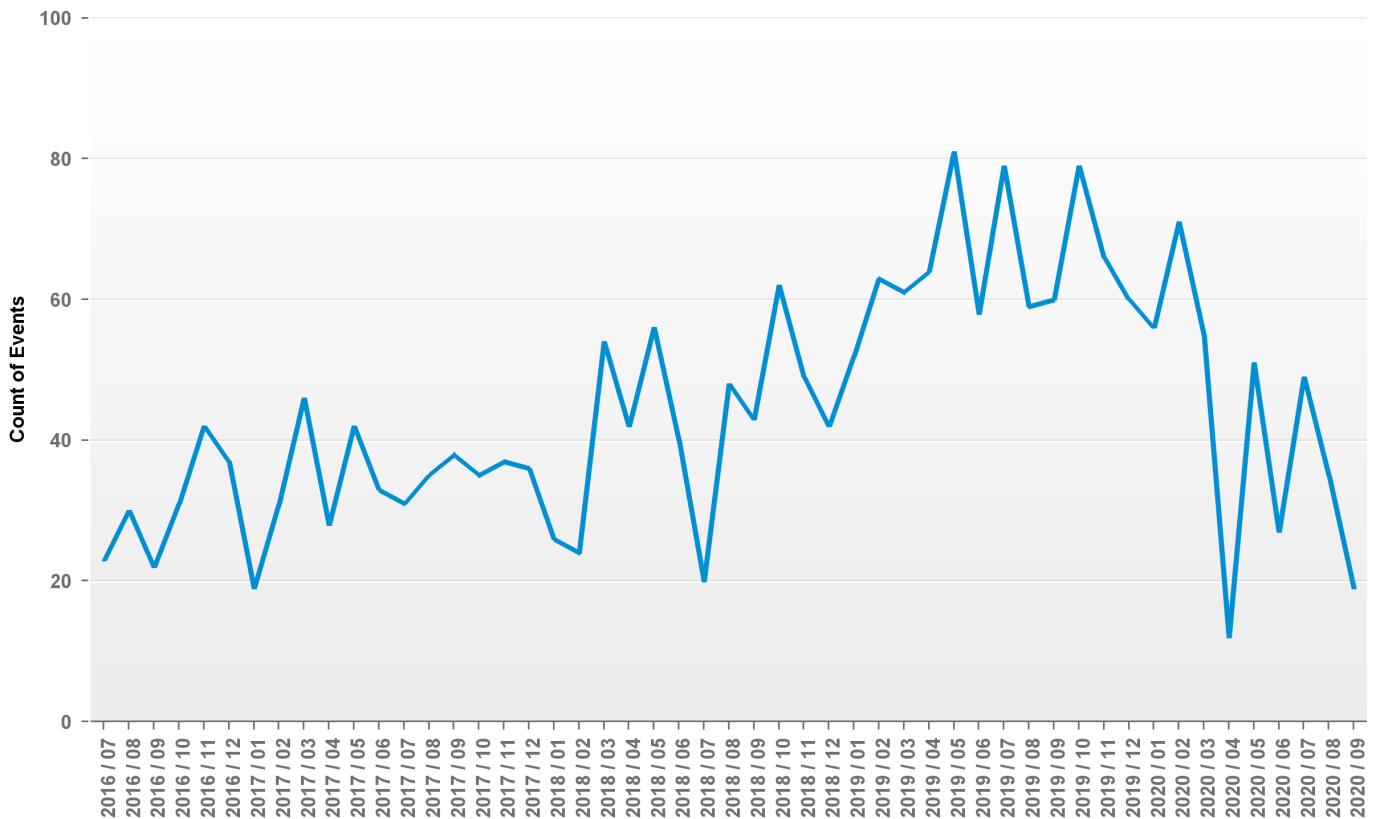




Graph 4: HIV notifications by month, week 1, 2015 - week 37, 2020



Graph 5: Syphilis notifications by month, week 27, 2016 - week 37, 2020





Guidance notes

1. This report contains data on notifiable STIs (excluding Ano-Genital Warts (AGW) and Non-Specific Urethritis (NSU)), and HIV reported weekly to Departments of Public Health from clinical or laboratory sources. Data included in this report are based on the date the information is entered into/authorised on CIDR by Public Health.

2. Data for this report are provisional and were extracted from CIDR on 16 September 2020, and were correct at the time that data were extracted. Information from previous years is updated on an ongoing basis in CIDR, therefore data in this report may be updated in future reports.

3. Aggregate data on AGW and NSU are reported to HPSC on a quarterly basis from Departments of Public Health and are reported in the annual STI reports.

4. The counties covered by each HSE area are as follows:
HSE East (E): Dublin, Kildare & Wicklow;
HSE Midlands (M): Laois, Longford, Offaly & Westmeath;
HSE Midwest (MW): Clare, Limerick & N. Tipperary;
HSE Northeast (NE): Cavan, Louth, Meath & Monaghan;
HSE Northwest (NW): Donegal, Leitrim & Sligo;
HSE South (S): Kerry & Cork;
HSE Southeast (SE): Carlow, Kilkenny, S. Tipperary, Waterford & Wexford;
HSE West (W): Galway, Mayo & Roscommon.

5. The Irish case definition for syphilis changed on 1st January, 2014 and from this date, syphilis notifications include early (infectious) syphilis only. Direct comparison of 2014 syphilis notification data with notification data for previous years (which includes non-infectious cases) is not valid. In July, 2016, the laboratory criteria were updated and since January, 2019, symptomatic cases which do not meet the laboratory criteria are notifiable as probable cases.

6. Case definitions for HIV and STIs are available on the HPSC website at <https://www.hpsc.ie/notifiablediseases/casedefinitions/>