

HPSC - Weekly HIV & STI Report



Statutory Notifications of HIV and STIs reported in Ireland via the Computerised Infectious Disease Reporting (CIDR) system for:

Week 5, 2021

(Notification Period: 31/01/2021 - 06/02/2021)

Data are Provisional

Report produced by the Health Protection Surveillance Centre on 10/02/2021

More detailed annual reports on HIV and STIs in Ireland are available on the HPSC website at <https://www.hpsc.ie>



Table 1: Summary of HIV and Sexually Transmitted Infections reported for week 5, 2021

Disease	Week Ending	2021	2020	Increase/Decrease	
	06/02/2021	Week 1 - 5	Week 1 - 5	n	%
Chancroid	0	0	0	0	0.00
Chlamydia trachomatis infection	109	511	787	-276	-35.07
Gonorrhoea	20	154	166	-12	-7.23
Granuloma inguinale	0	0	0	0	0.00
Herpes simplex (genital)	14	104	153	-49	-32.03
HIV	6	21	60	-39	-65.00
Lymphogranuloma venereum	0	1	3	-2	-66.67
Syphilis (early infectious)	13	56	56	0	0.00
Trichomoniasis	1	1	2	-1	-50.00
Total	163	848	1,227	-379	-30.89



Table 2: HIV & Sexually Transmitted Infections by HSE area* for week 5, 2021

	E	M	MW	NE	NW	S	SE	W	Weekly total
Chlamydia trachomatis infection	41	9	10	5	5	16	6	17	109
Gonorrhoea	8	0	1	1	2	0	1	7	20
Herpes simplex (genital)	5	2	0	1	0	2	1	3	14
HIV	4	0	2	0	0	0	0	0	6
Syphilis (early infectious)	10	0	2	0	0	0	0	1	13
Trichomoniasis	0	0	1	0	0	0	0	0	1
Total	68	11	16	7	7	18	8	28	163

Table 3: HIV & Sexually Transmitted Infections by HSE area*: annual cumulative figures week 1 - week 5, 2021

	E	M	MW	NE	NW	S	SE	W	Annual total, 2021
Chlamydia trachomatis infection	259	17	39	21	19	68	40	48	511
Gonorrhoea	116	1	3	5	4	8	5	12	154
Herpes simplex (genital)	59	2	4	3	0	17	11	8	104
HIV	15	1	2	1	0	1	0	1	21
Lymphogranuloma venereum	0	0	0	1	0	0	0	0	1
Syphilis (early infectious)	40	1	7	0	0	5	1	2	56
Trichomoniasis	0	0	1	0	0	0	0	0	1
Cumulative total this year	489	22	56	31	23	99	57	71	848

* See note 4 on page 8



Table 4: HIV & Sexually Transmitted Infections by age group for week 5, 2021

	0-14 yrs	15-19 yrs	20-24 yrs	25-29 yrs	30-34 yrs	35-39 yrs	40-44 yrs	45-49 yrs	50-59 yrs	60+ yrs	Unkno wn	Weekly total
Chlamydia trachomatis infection	1	12	50	24	8	6	4	3	1	0	0	109
Gonorrhoea	0	1	7	5	6	1	0	0	0	0	0	20
Herpes simplex (genital)	0	1	9	1	0	1	2	0	0	0	0	14
HIV	0	0	1	1	1	2	0	1	0	0	0	6
Syphilis (early infectious)	0	1	2	3	2	2	1	0	2	0	0	13
Trichomoniasis	0	0	0	1	0	0	0	0	0	0	0	1
Weekly Total	1	15	69	35	17	12	7	4	3	0	0	163

Table 5: HIV & Sexually Transmitted Infections by age group: annual cumulative figures week 1 - week 5, 2021

	0-14 yrs	15-19 yrs	20-24 yrs	25-29 yrs	30-34 yrs	35-39 yrs	40-44 yrs	45-49 yrs	50-59 yrs	60+ yrs	Unkno wn	Annual total, 2021
Chlamydia trachomatis infection	3	55	212	123	59	28	16	8	5	1	1	511
Gonorrhoea	0	9	33	36	34	17	12	9	3	1	0	154
Herpes simplex (genital)	0	10	29	23	12	12	8	5	4	1	0	104
HIV	0	1	2	6	5	3	1	1	2	0	0	21
Lymphogranuloma venereum	0	0	0	0	1	0	0	0	0	0	0	1
Syphilis (early infectious)	0	1	8	12	12	6	8	1	5	3	0	56
Trichomoniasis	0	0	0	1	0	0	0	0	0	0	0	1
Cumulative total this year	3	76	284	201	123	66	45	24	19	6	1	848



Table 6: HIV & Sexually Transmitted Infections by gender for week 5, 2021

	Male	Female	Unknown	Not Specified	Weekly total
Chlamydia trachomatis infection	49	60	0	0	109
Gonorrhoea	14	6	0	0	20
Herpes simplex (genital)	4	10	0	0	14
HIV	4	2	0	0	6
Lymphogranuloma venereum	0	0	0	0	0
Syphilis (early infectious)	9	4	0	0	13
Trichomoniasis	0	1	0	0	1
Weekly Total	80	83	0	0	163

Table 7: HIV & Sexually Transmitted Infections by gender: annual cumulative figures week 1 - week 5, 2021

	Male	Female	Unknown	Not Specified	Annual total, 2021
Chlamydia trachomatis infection	287	220	4	0	511
Gonorrhoea	131	23	0	0	154
Herpes simplex (genital)	31	71	2	0	104
HIV	18	3	0	0	21
Lymphogranuloma venereum	1	0	0	0	1
Syphilis (early infectious)	48	7	1	0	56
Trichomoniasis	0	1	0	0	1
Cumulative total this year	516	325	7	0	848

Table 8: HIV & Sexually Transmitted Infections by case classification for week 5, 2021

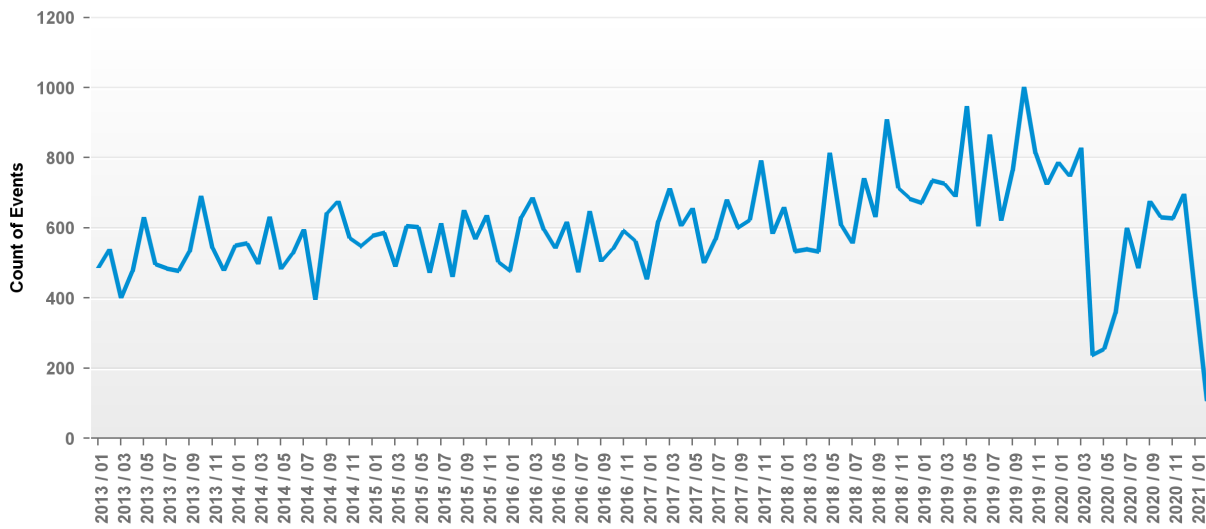
	Confirmed	Probable	Possible	Not Specified	Weekly total
Chlamydia trachomatis infection	109	0	0	0	109
Gonorrhoea	20	0	0	0	20
Herpes simplex (genital)	14	0	0	0	14
HIV	6	0	0	0	6
Lymphogranuloma venereum	0	0	0	0	0
Syphilis (early infectious)	13	0	0	0	13
Trichomoniasis	1	0	0	0	1
Weekly Total	163	0	0	0	163

Table 9: HIV & Sexually Transmitted Infections by case classification: annual cumulative figures week 1 - week 5, 2021

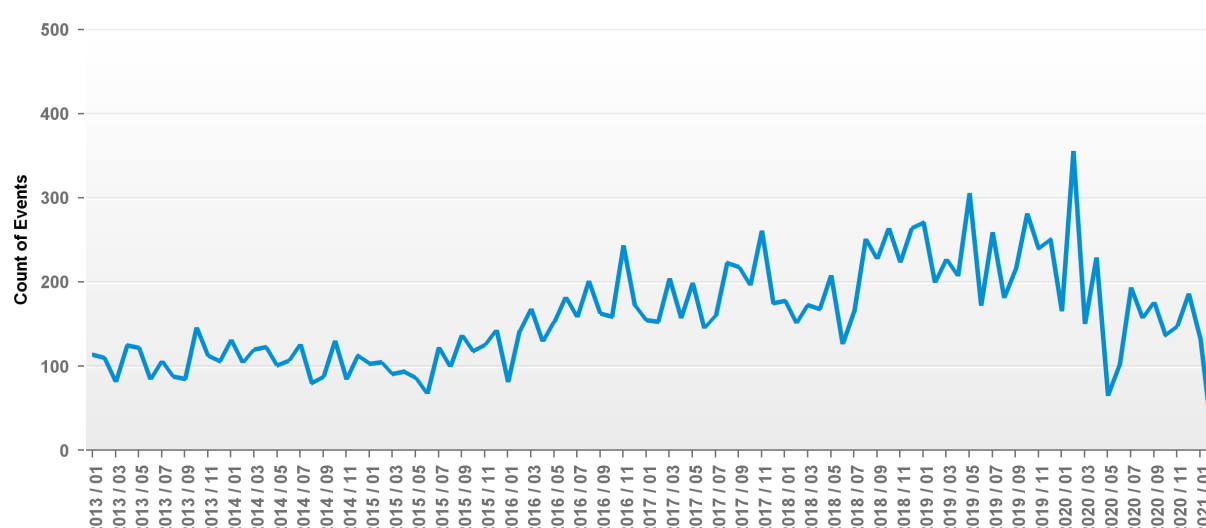
	Confirmed	Probable	Possible	Not Specified	Annual total, 2021
Chlamydia trachomatis infection	511	0	0	0	511
Gonorrhoea	154	0	0	0	154
Herpes simplex (genital)	104	0	0	0	104
HIV	21	0	0	0	21
Lymphogranuloma venereum	1	0	0	0	1
Syphilis (early infectious)	56	0	0	0	56
Trichomoniasis	1	0	0	0	1
Cumulative total this year	848	0	0	0	848



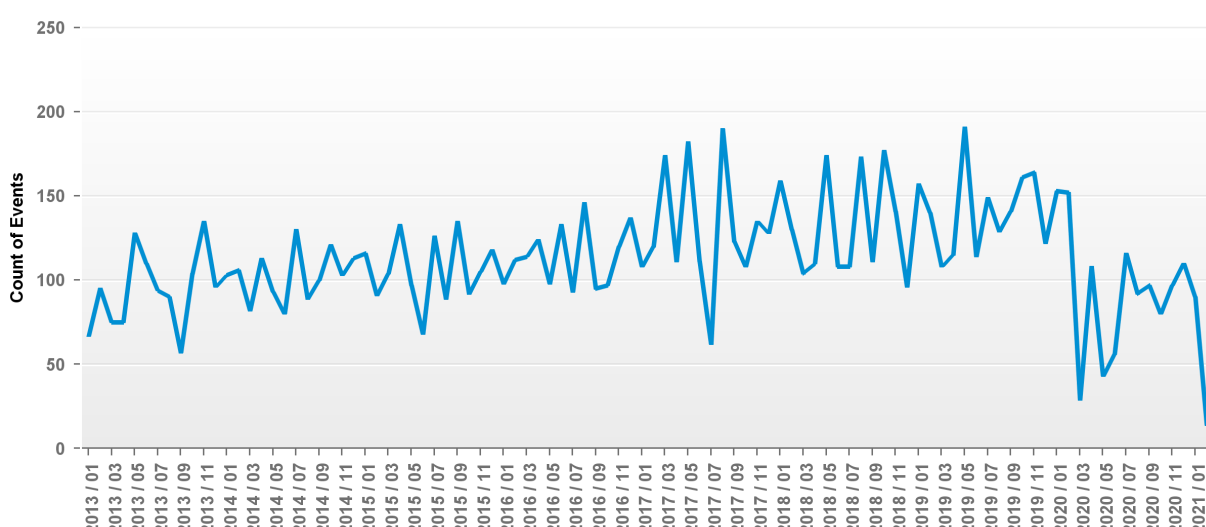
Graph 1: Chlamydia notifications by month, week 1, 2013 - week 5, 2021



Graph 2 : Gonorrhoea notifications by month, week 1, 2013 - week 5, 2021

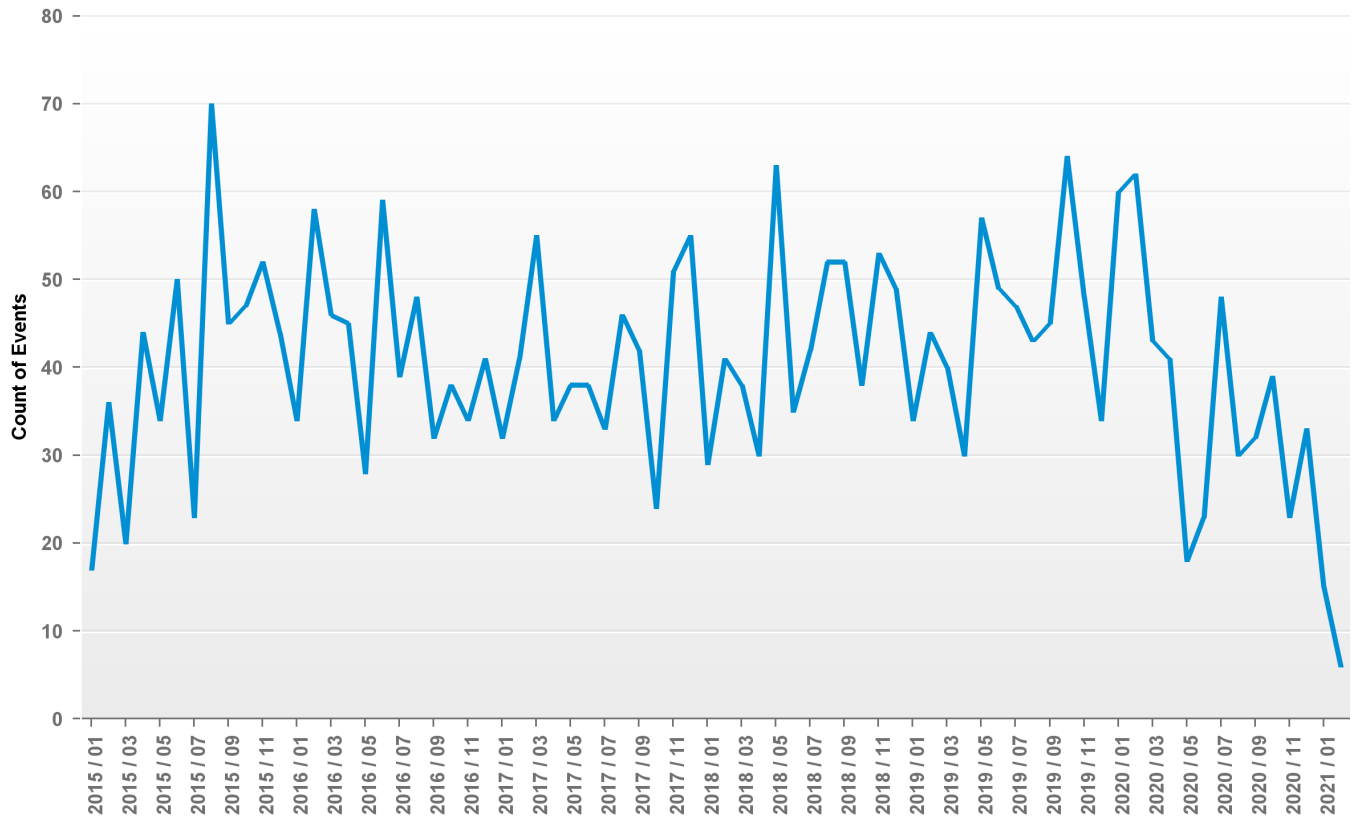


Graph 3: Herpes simplex (genital) notifications by month, week 1, 2013 - week 5, 2021

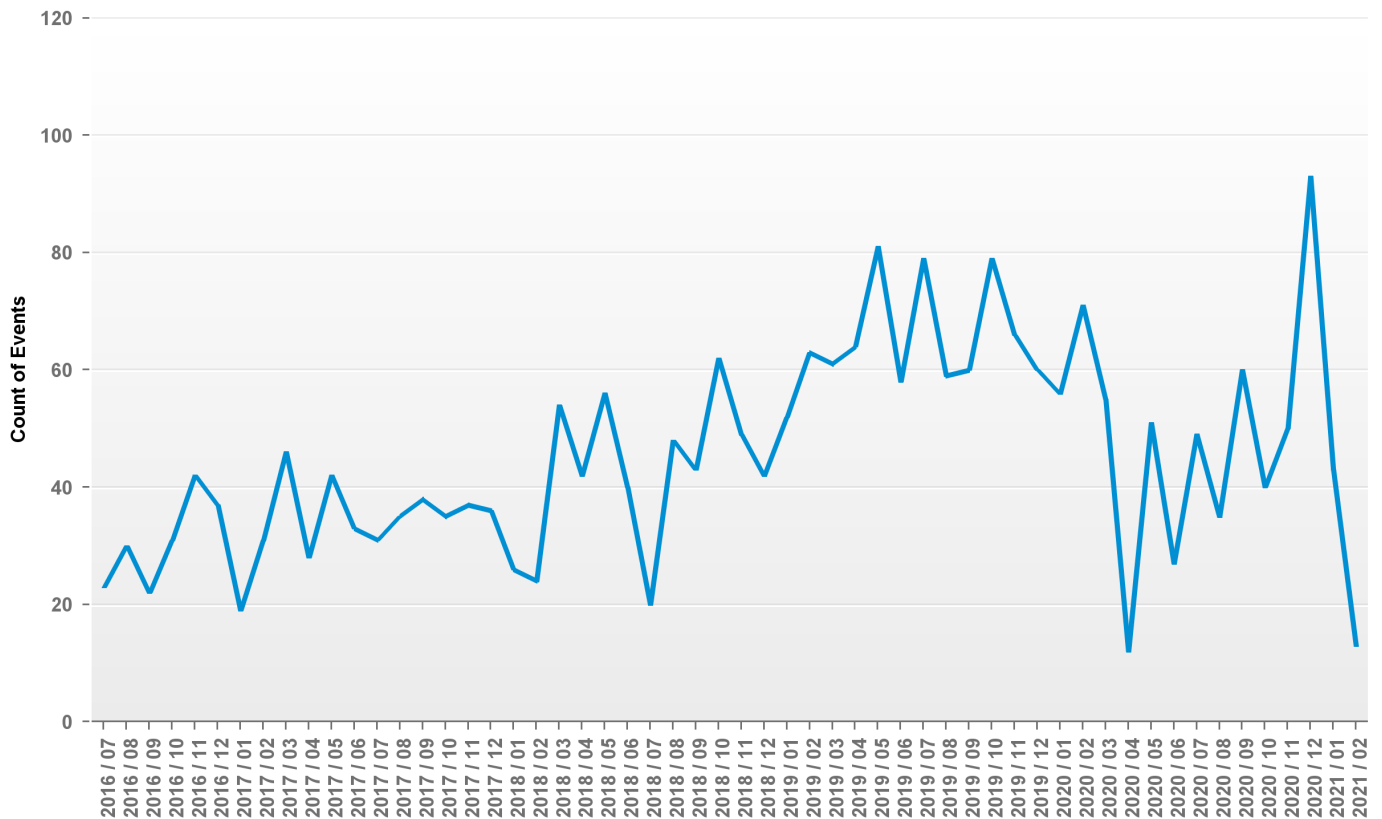




Graph 4: HIV notifications by month, week 1, 2015 - week 5, 2021



Graph 5: Syphilis notifications by month, week 27, 2016 - week 5, 2021





Guidance notes

1. This report contains data on notifiable STIs (excluding Ano-Genital Warts (AGW) and Non-Specific Urethritis (NSU)), and HIV reported weekly to Departments of Public Health from clinical or laboratory sources. Data included in this report are based on the date the information is entered into/authorised on CIDR by Public Health.

2. Data for this report are provisional and were extracted from CIDR on 10 February 2021, and were correct at the time that data were extracted. Information from previous years is updated on an ongoing basis in CIDR, therefore data in this report may be updated in future reports.

3. Aggregate data on AGW and NSU are reported to HPSC on a quarterly basis from Departments of Public Health and are reported in the annual STI reports.

4. The counties covered by each HSE area are as follows:
HSE East (E): Dublin, Kildare & Wicklow;
HSE Midlands (M): Laois, Longford, Offaly & Westmeath;
HSE Midwest (MW): Clare, Limerick & N. Tipperary;
HSE Northeast (NE): Cavan, Louth, Meath & Monaghan;
HSE Northwest (NW): Donegal, Leitrim & Sligo;
HSE South (S): Kerry & Cork;
HSE Southeast (SE): Carlow, Kilkenny, S. Tipperary, Waterford & Wexford;
HSE West (W): Galway, Mayo & Roscommon.

5. The Irish case definition for syphilis changed on 1st January, 2014 and from this date, syphilis notifications include early (infectious) syphilis only. Direct comparison of 2014 syphilis notification data with notification data for previous years (which includes non-infectious cases) is not valid. In July, 2016, the laboratory criteria were updated and since January, 2019, symptomatic cases which do not meet the laboratory criteria are notifiable as probable cases.

6. Case definitions for HIV and STIs are available on the HPSC website at <https://www.hpsc.ie/notifiablediseases/casedefinitions/>