

HPSC - Weekly HIV & STI Report



Statutory Notifications of HIV and STIs reported in Ireland via the Computerised Infectious Disease Reporting (CIDR) system for:

Week 37, 2021

(Notification Period: 12/09/2021 - 18/09/2021)

Data are Provisional

Report produced by the Health Protection Surveillance Centre on 22/09/2021

More detailed annual reports on HIV and STIs in Ireland are available on the HPSC website at <https://www.hpsc.ie>



Table 1: Summary of HIV and Sexually Transmitted Infections reported for week 37, 2021

Disease	Week Ending	2021	2020	Increase/Decrease	
	18/09/2021	Week 1 - 37	Week 1 - 37	n	%
Chancroid	0	0	0	0	0.00
Chlamydia trachomatis infection	159	4705	4544	161	3.54
Gonorrhoea	60	1333	1491	-158	-10.60
Granuloma inguinale	0	0	0	0	0.00
Herpes simplex (genital)	23	831	794	37	4.66
HIV	13	263	338	-75	-22.19
Lymphogranuloma venereum	0	8	9	-1	-11.11
Syphilis (early infectious)	36	565	388	177	45.62
Trichomoniasis	2	21	26	-5	-19.23
Total	293	7,726	7,590	136	1.79



Table 2: HIV & Sexually Transmitted Infections by HSE area* for week 37, 2021

	E	M	MW	NE	NW	S	SE	W	Weekly total
Chlamydia trachomatis infection	102	5	13	5	6	15	12	1	159
Gonorrhoea	47	1	2	2	2	2	2	2	60
Herpes simplex (genital)	16	0	1	3	0	2	0	1	23
HIV	7	1	0	0	1	0	1	3	13
Syphilis (early infectious)	29	1	2	0	1	2	0	1	36
Trichomoniasis	1	0	1	0	0	0	0	0	2
Total	202	8	19	10	10	21	15	8	293

Table 3: HIV & Sexually Transmitted Infections by HSE area*: annual cumulative figures week 1 - week 37, 2021

	E	M	MW	NE	NW	S	SE	W	Annual total, 2021
Chlamydia trachomatis infection	2472	125	345	226	182	551	391	413	4705
Gonorrhoea	1023	15	37	39	17	106	49	47	1333
Herpes simplex (genital)	493	20	32	42	15	89	72	68	831
HIV	186	6	11	15	4	14	10	17	263
Lymphogranuloma venereum	6	0	0	1	0	1	0	0	8
Syphilis (early infectious)	446	8	20	15	12	42	6	16	565
Trichomoniasis	7	0	10	0	0	1	2	1	21
Cumulative total this year	4633	174	455	338	230	804	530	562	7726

* See note 4 on page 8



Table 4: HIV & Sexually Transmitted Infections by age group for week 37, 2021

	0-14 yrs	15-19 yrs	20-24 yrs	25-29 yrs	30-34 yrs	35-39 yrs	40-44 yrs	45-49 yrs	50-59 yrs	60+ yrs	Unkno wn	Weekly total
Chlamydia trachomatis infection	0	13	61	35	20	14	6	3	7	0	0	159
Gonorrhoea	0	0	9	11	13	9	6	6	5	1	0	60
Herpes simplex (genital)	0	2	5	3	3	3	2	0	4	1	0	23
HIV	0	0	0	3	3	2	1	2	2	0	0	13
Syphilis (early infectious)	0	0	5	7	8	6	4	3	2	1	0	36
Trichomoniasis	0	0	1	0	0	0	1	0	0	0	0	2
Weekly Total	0	15	81	59	47	34	20	14	20	3	0	293

Table 5: HIV & Sexually Transmitted Infections by age group: annual cumulative figures week 1 - week 37, 2021

	0-14 yrs	15-19 yrs	20-24 yrs	25-29 yrs	30-34 yrs	35-39 yrs	40-44 yrs	45-49 yrs	50-59 yrs	60+ yrs	Unkno wn	Annual total, 2021
Chlamydia trachomatis infection	15	464	1788	1068	650	314	192	101	92	20	1	4705
Gonorrhoea	1	51	209	311	320	190	107	68	58	18	0	1333
Herpes simplex (genital)	2	84	212	171	123	71	48	38	48	33	1	831
HIV	0	4	12	47	61	49	21	29	32	8	0	263
Lymphogranuloma venereum	0	0	0	2	3	0	1	2	0	0	0	8
Syphilis (early infectious)	1	7	50	101	145	86	60	38	61	16	0	565
Trichomoniasis	0	1	7	4	3	0	2	2	2	0	0	21
Cumulative total this year	19	611	2278	1704	1305	710	431	278	293	95	2	7726



Table 6: HIV & Sexually Transmitted Infections by gender for week 37, 2021

	Male	Female	Unknown	Not Specified	Weekly total
Chlamydia trachomatis infection	75	81	3	0	159
Gonorrhoea	57	3	0	0	60
Herpes simplex (genital)	9	14	0	0	23
HIV	9	3	1	0	13
Lymphogranuloma venereum	0	0	0	0	0
Syphilis (early infectious)	33	2	1	0	36
Trichomoniasis	0	2	0	0	2
Weekly Total	183	105	5	0	293

Table 7: HIV & Sexually Transmitted Infections by gender: annual cumulative figures week 1 - week 37, 2021

	Male	Female	Unknown	Not Specified	Annual total, 2021
Chlamydia trachomatis infection	2476	2180	24	25	4705
Gonorrhoea	1189	138	4	2	1333
Herpes simplex (genital)	255	566	9	1	831
HIV	209	48	5	1	263
Lymphogranuloma venereum	8	0	0	0	8
Syphilis (early infectious)	518	46	1	0	565
Trichomoniasis	0	20	0	1	21
Cumulative total this year	4655	2998	43	30	7726



Table 8: HIV & Sexually Transmitted Infections by case classification for week 37, 2021

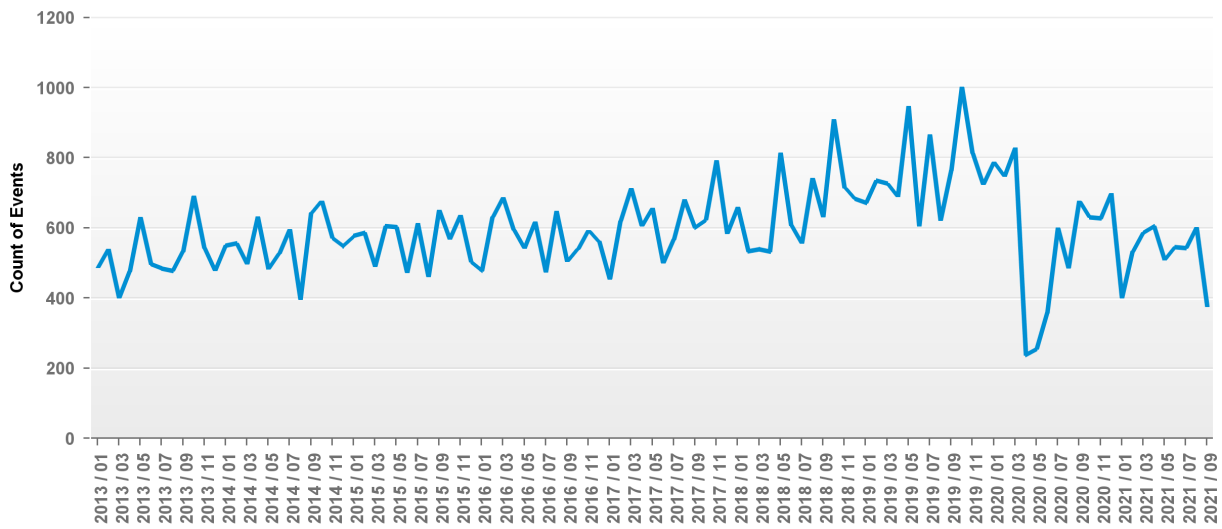
	Confirmed	Probable	Possible	Not Specified	Weekly total
Chlamydia trachomatis infection	159	0	0	0	159
Gonorrhoea	60	0	0	0	60
Herpes simplex (genital)	23	0	0	0	23
HIV	13	0	0	0	13
Lymphogranuloma venereum	0	0	0	0	0
Syphilis (early infectious)	36	0	0	0	36
Trichomoniasis	2	0	0	0	2
Weekly Total	293	0	0	0	293

Table 9: HIV & Sexually Transmitted Infections by case classification: annual cumulative figures week 1 - week 37, 2021

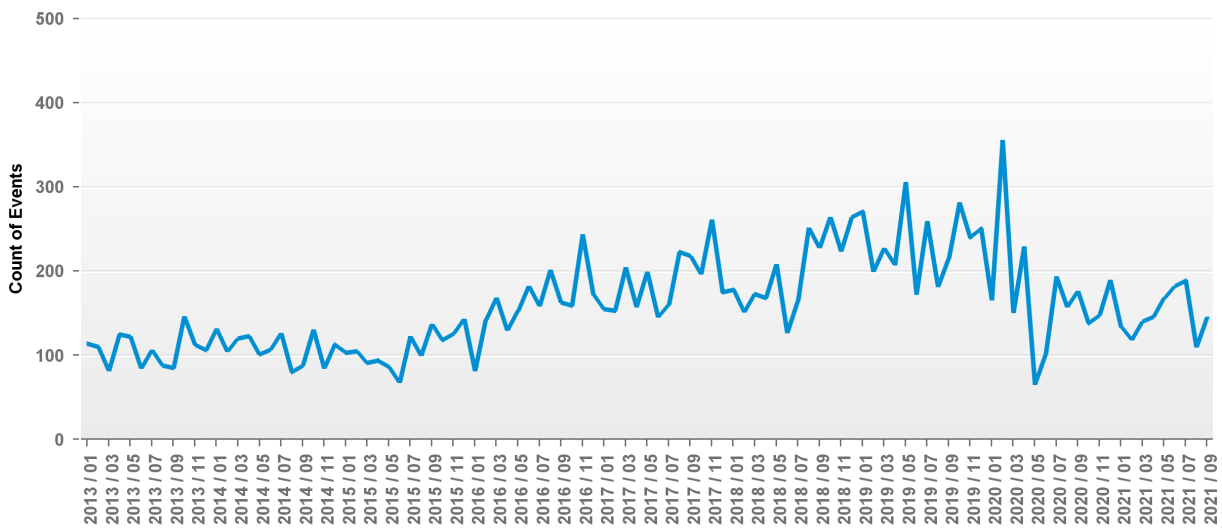
	Confirmed	Probable	Possible	Not Specified	Annual total, 2021
Chlamydia trachomatis infection	4705	0	0	0	4705
Gonorrhoea	1333	0	0	0	1333
Herpes simplex (genital)	830	1	0	0	831
HIV	263	0	0	0	263
Lymphogranuloma venereum	7	1	0	0	8
Syphilis (early infectious)	560	5	0	0	565
Trichomoniasis	21	0	0	0	21
Cumulative total this year	7719	7	0	0	7726



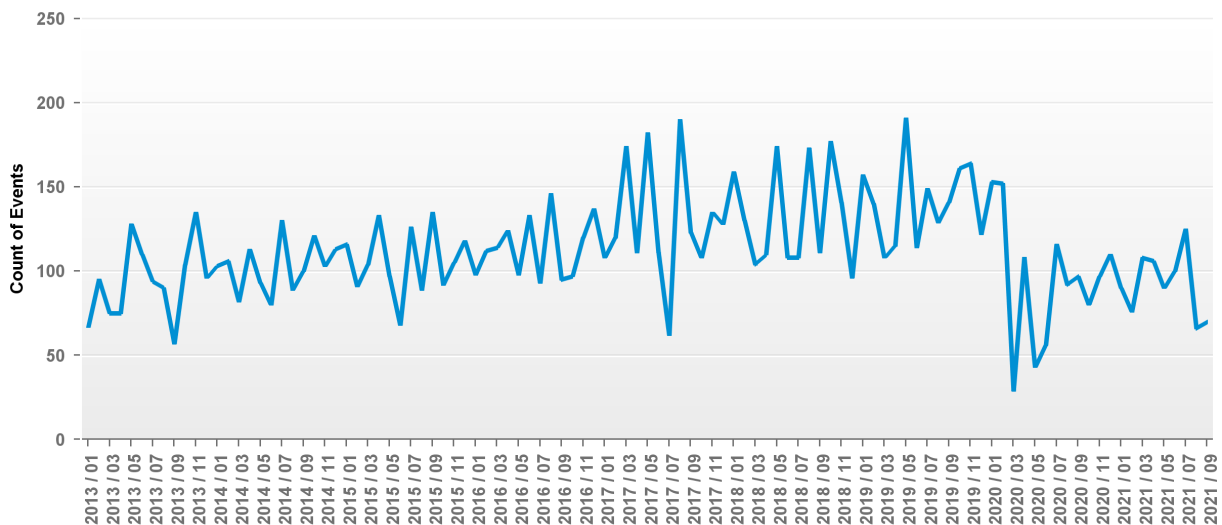
Graph 1: Chlamydia notifications by month, week 1, 2013 - week 37, 2021



Graph 2 : Gonorrhoea notifications by month, week 1, 2013 - week 37, 2021

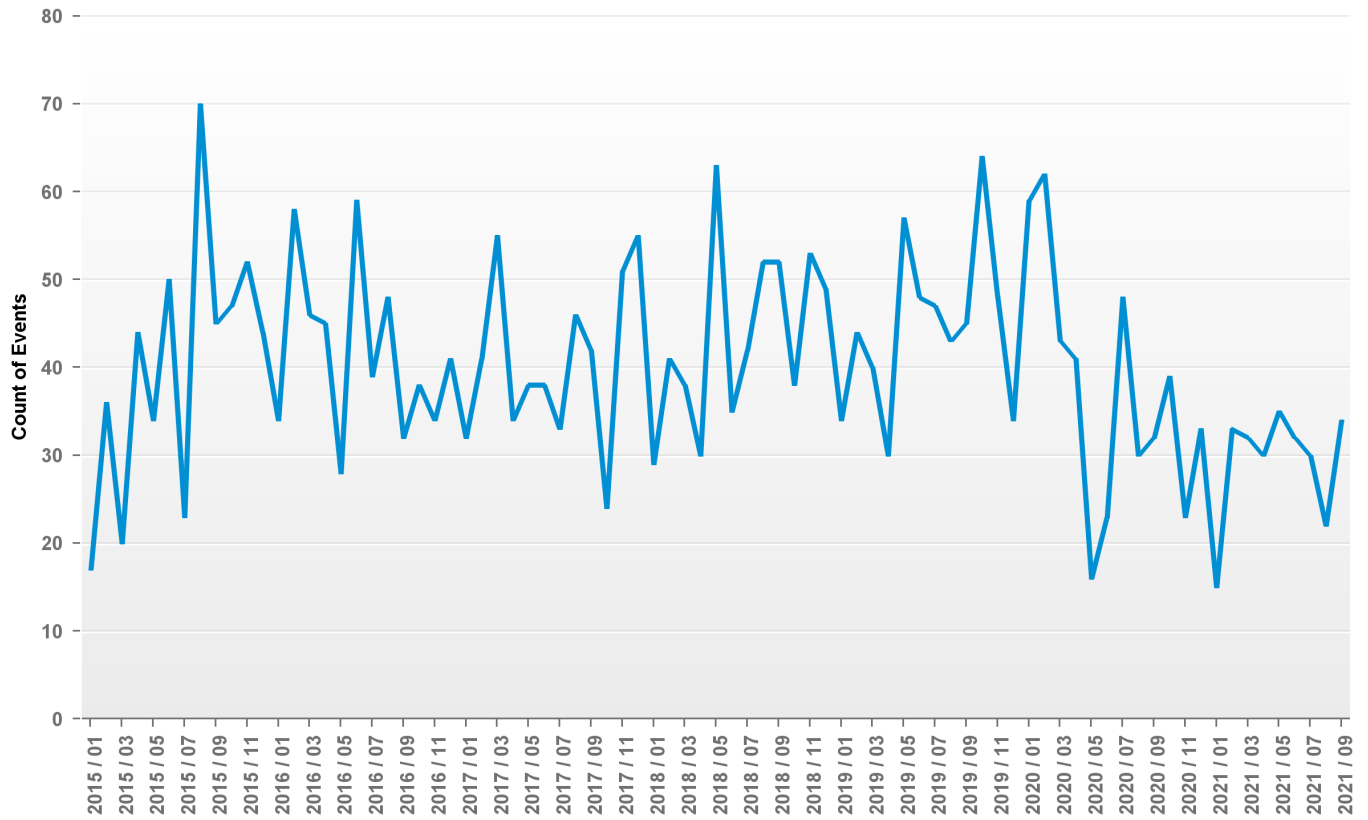


Graph 3: Herpes simplex (genital) notifications by month, week 1, 2013 - week 37, 2021

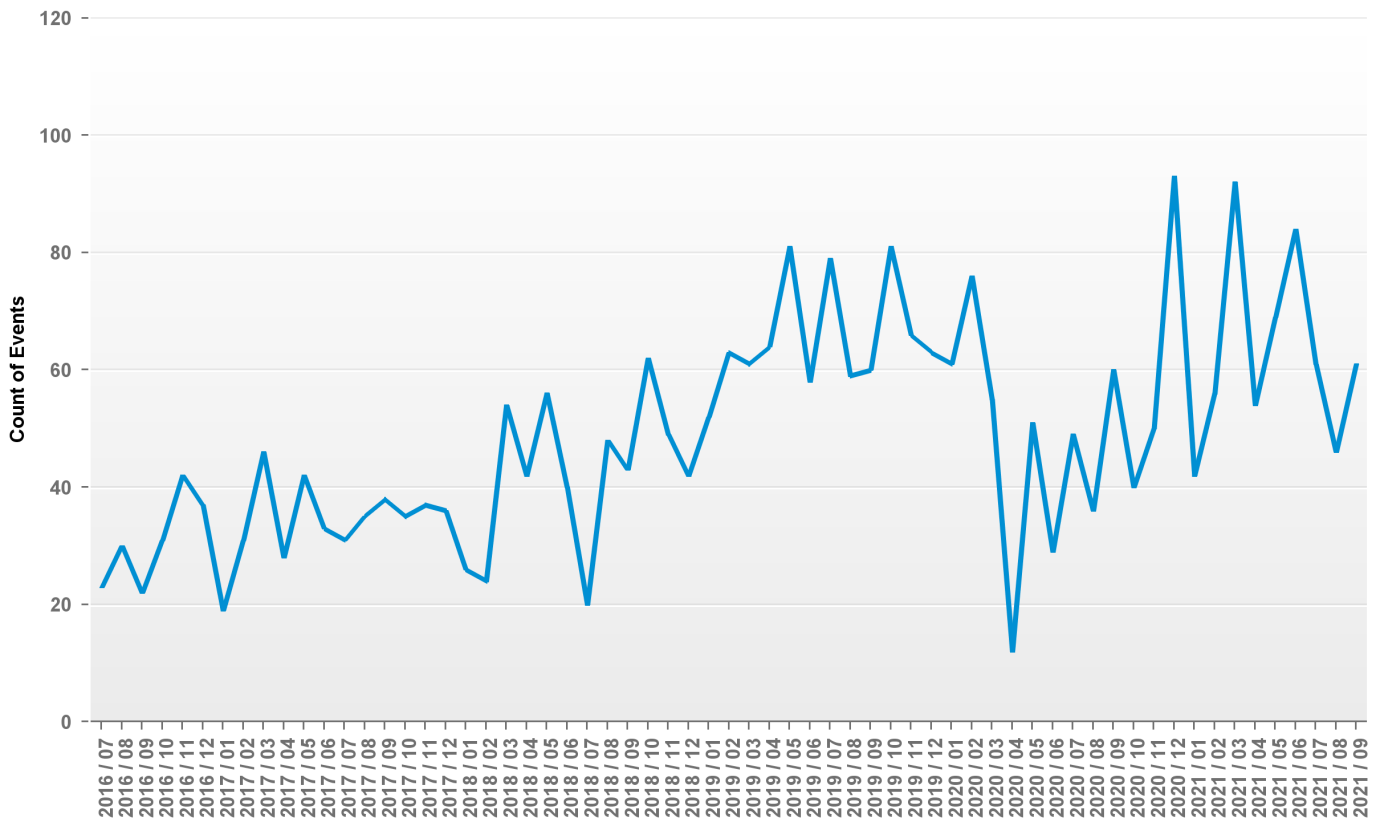




Graph 4: HIV notifications by month, week 1, 2015 - week 37, 2021



Graph 5: Syphilis notifications by month, week 27, 2016 - week 37, 2021





Guidance notes

1. This report contains data on notifiable STIs (excluding Ano-Genital Warts (AGW) and Non-Specific Urethritis (NSU)), and HIV reported weekly to Departments of Public Health from clinical or laboratory sources. Data included in this report are based on the date the information is entered into/authorised on CIDR by Public Health.

2. Data for this report are provisional and were extracted from CIDR on 22 September 2021, and were correct at the time that data were extracted. Information from previous years is updated on an ongoing basis in CIDR, therefore data in this report may be updated in future reports.

3. Aggregate data on AGW and NSU are reported to HPSC on a quarterly basis from Departments of Public Health and are reported in the annual STI reports.

4. The counties covered by each HSE area are as follows:
HSE East (E): Dublin, Kildare & Wicklow;
HSE Midlands (M): Laois, Longford, Offaly & Westmeath;
HSE Midwest (MW): Clare, Limerick & N. Tipperary;
HSE Northeast (NE): Cavan, Louth, Meath & Monaghan;
HSE Northwest (NW): Donegal, Leitrim & Sligo;
HSE South (S): Kerry & Cork;
HSE Southeast (SE): Carlow, Kilkenny, S. Tipperary, Waterford & Wexford;
HSE West (W): Galway, Mayo & Roscommon.

5. The Irish case definition for syphilis changed on 1st January, 2014 and from this date, syphilis notifications include early (infectious) syphilis only. Direct comparison of 2014 syphilis notification data with notification data for previous years (which includes non-infectious cases) is not valid. In July, 2016, the laboratory criteria were updated and since January, 2019, symptomatic cases which do not meet the laboratory criteria are notifiable as probable cases.

6. Case definitions for HIV and STIs are available on the HPSC website at <https://www.hpsc.ie/notifiablediseases/casedefinitions/>