

HPSC - Weekly HIV & STI Report



Statutory Notifications of HIV and STIs reported in Ireland via the Computerised Infectious Disease Reporting (CIDR) system for:

Week 35, 2021

(Notification Period: 29/08/2021 - 04/09/2021)

Data are Provisional

Report produced by the Health Protection Surveillance Centre on 08/09/2021

More detailed annual reports on HIV and STIs in Ireland are available on the HPSC website at <https://www.hpsc.ie>



Table 1: Summary of HIV and Sexually Transmitted Infections reported for week 35, 2021

Disease	Week Ending	2021	2020	Increase/Decrease	
	04/09/2021	Week 1 - 35	Week 1 - 35	n	%
Chancroid	0	0	0	0	0.00
Chlamydia trachomatis infection	80	4408	4303	105	2.44
Gonorrhoea	20	1208	1419	-211	-14.87
Granuloma inguinale	0	0	0	0	0.00
Herpes simplex (genital)	19	780	749	31	4.14
HIV	9	238	322	-84	-26.09
Lymphogranuloma venereum	0	8	9	-1	-11.11
Syphilis (early infectious)	11	515	369	146	39.57
Trichomoniasis	1	19	26	-7	-26.92
Total	140	7,176	7,197	-21	-0.29



Table 2: HIV & Sexually Transmitted Infections by HSE area* for week 35, 2021

	E	M	MW	NE	NW	S	SE	W	Weekly total
Chlamydia trachomatis infection	24	2	10	3	1	20	4	16	80
Gonorrhoea	10	0	1	0	0	9	0	0	20
Herpes simplex (genital)	11	0	1	0	2	2	1	2	19
HIV	8	0	0	1	0	0	0	0	9
Syphilis (early infectious)	8	0	0	0	3	0	0	0	11
Trichomoniasis	1	0	0	0	0	0	0	0	1
Total	62	2	12	4	6	31	5	18	140

Table 3: HIV & Sexually Transmitted Infections by HSE area*: annual cumulative figures week 1 - week 35, 2021

	E	M	MW	NE	NW	S	SE	W	Annual total, 2021
Chlamydia trachomatis infection	2319	113	321	210	173	514	358	400	4408
Gonorrhoea	930	13	34	31	13	100	45	42	1208
Herpes simplex (genital)	460	18	30	36	15	83	71	67	780
HIV	174	4	11	12	2	13	8	14	238
Lymphogranuloma venereum	6	0	0	1	0	1	0	0	8
Syphilis (early infectious)	405	6	18	14	11	40	6	15	515
Trichomoniasis	6	0	9	0	0	1	2	1	19
Cumulative total this year	4300	154	423	304	214	752	490	539	7176

* See note 4 on page 8



Table 4: HIV & Sexually Transmitted Infections by age group for week 35, 2021

	0-14 yrs	15-19 yrs	20-24 yrs	25-29 yrs	30-34 yrs	35-39 yrs	40-44 yrs	45-49 yrs	50-59 yrs	60+ yrs	Unkno wn	Weekly total
Chlamydia trachomatis infection	0	12	24	18	9	8	6	2	1	0	0	80
Gonorrhoea	0	2	4	5	6	1	1	0	0	1	0	20
Herpes simplex (genital)	0	1	3	6	4	2	2	1	0	0	0	19
HIV	0	0	0	2	4	1	1	0	1	0	0	9
Syphilis (early infectious)	0	0	2	1	2	2	0	2	2	0	0	11
Trichomoniasis	0	0	0	0	0	0	0	0	1	0	0	1
Weekly Total	0	15	33	32	25	14	10	5	5	1	0	140

Table 5: HIV & Sexually Transmitted Infections by age group: annual cumulative figures week 1 - week 35, 2021

	0-14 yrs	15-19 yrs	20-24 yrs	25-29 yrs	30-34 yrs	35-39 yrs	40-44 yrs	45-49 yrs	50-59 yrs	60+ yrs	Unkno wn	Annual total, 2021
Chlamydia trachomatis infection	15	432	1679	1001	611	293	179	94	83	20	1	4408
Gonorrhoea	1	48	194	284	291	167	98	58	51	16	0	1208
Herpes simplex (genital)	2	82	200	162	114	65	43	37	42	32	1	780
HIV	0	4	11	43	55	43	20	26	28	8	0	238
Lymphogranuloma venereum	0	0	0	2	3	0	1	2	0	0	0	8
Syphilis (early infectious)	1	7	46	91	133	78	55	35	55	14	0	515
Trichomoniasis	0	1	6	4	3	0	1	2	2	0	0	19
Cumulative total this year	19	574	2136	1587	1210	646	397	254	261	90	2	7176



Table 6: HIV & Sexually Transmitted Infections by gender for week 35, 2021

	Male	Female	Unknown	Not Specified	Weekly total
Chlamydia trachomatis infection	41	36	2	1	80
Gonorrhoea	16	3	0	1	20
Herpes simplex (genital)	8	11	0	0	19
HIV	7	1	1	0	9
Lymphogranuloma venereum	0	0	0	0	0
Syphilis (early infectious)	10	1	0	0	11
Trichomoniasis	0	0	0	1	1
Weekly Total	82	52	3	3	140

Table 7: HIV & Sexually Transmitted Infections by gender: annual cumulative figures week 1 - week 35, 2021

	Male	Female	Unknown	Not Specified	Annual total, 2021
Chlamydia trachomatis infection	2320	2041	22	25	4408
Gonorrhoea	1074	128	4	2	1208
Herpes simplex (genital)	236	534	9	1	780
HIV	193	40	4	1	238
Lymphogranuloma venereum	8	0	0	0	8
Syphilis (early infectious)	472	43	0	0	515
Trichomoniasis	0	18	0	1	19
Cumulative total this year	4303	2804	39	30	7176

Table 8: HIV & Sexually Transmitted Infections by case classification for week 35, 2021

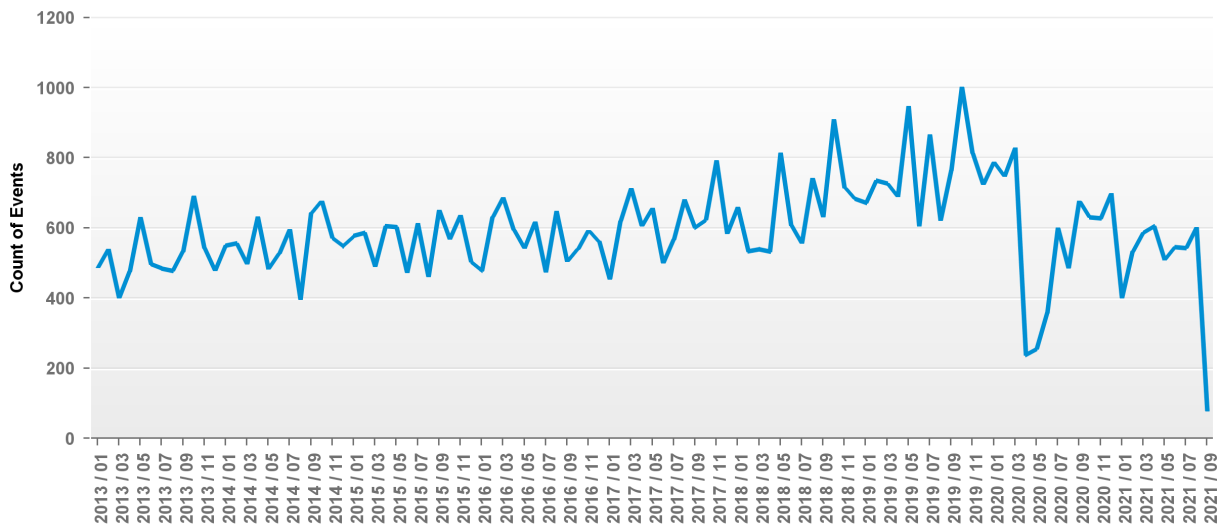
	Confirmed	Probable	Possible	Not Specified	Weekly total
Chlamydia trachomatis infection	80	0	0	0	80
Gonorrhoea	20	0	0	0	20
Herpes simplex (genital)	19	0	0	0	19
HIV	9	0	0	0	9
Lymphogranuloma venereum	0	0	0	0	0
Syphilis (early infectious)	11	0	0	0	11
Trichomoniasis	1	0	0	0	1
Weekly Total	140	0	0	0	140

Table 9: HIV & Sexually Transmitted Infections by case classification: annual cumulative figures week 1 - week 35, 2021

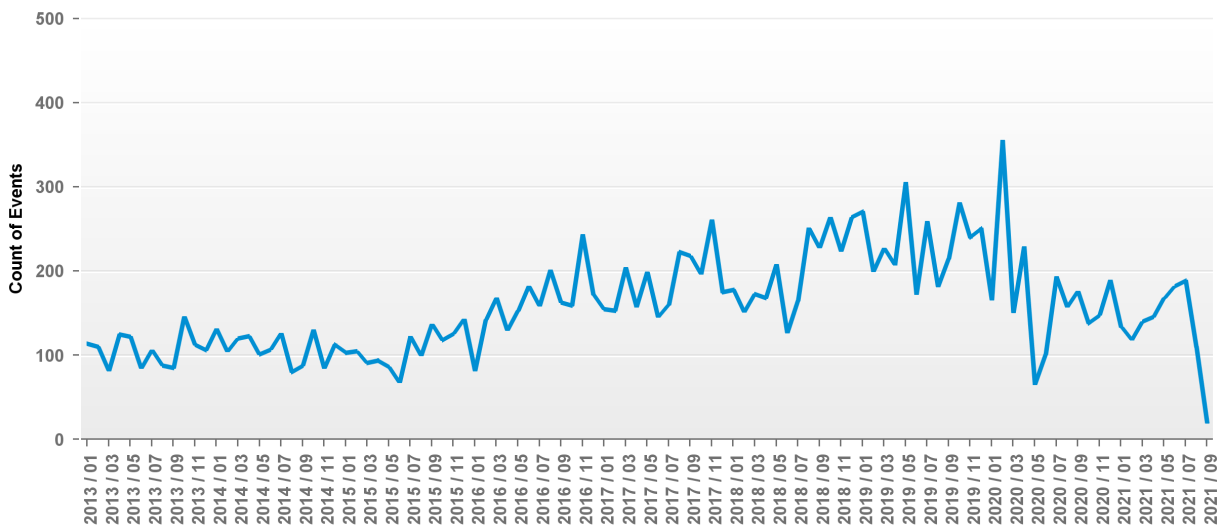
	Confirmed	Probable	Possible	Not Specified	Annual total, 2021
Chlamydia trachomatis infection	4408	0	0	0	4408
Gonorrhoea	1208	0	0	0	1208
Herpes simplex (genital)	778	2	0	0	780
HIV	238	0	0	0	238
Lymphogranuloma venereum	7	1	0	0	8
Syphilis (early infectious)	510	5	0	0	515
Trichomoniasis	19	0	0	0	19
Cumulative total this year	7168	8	0	0	7176



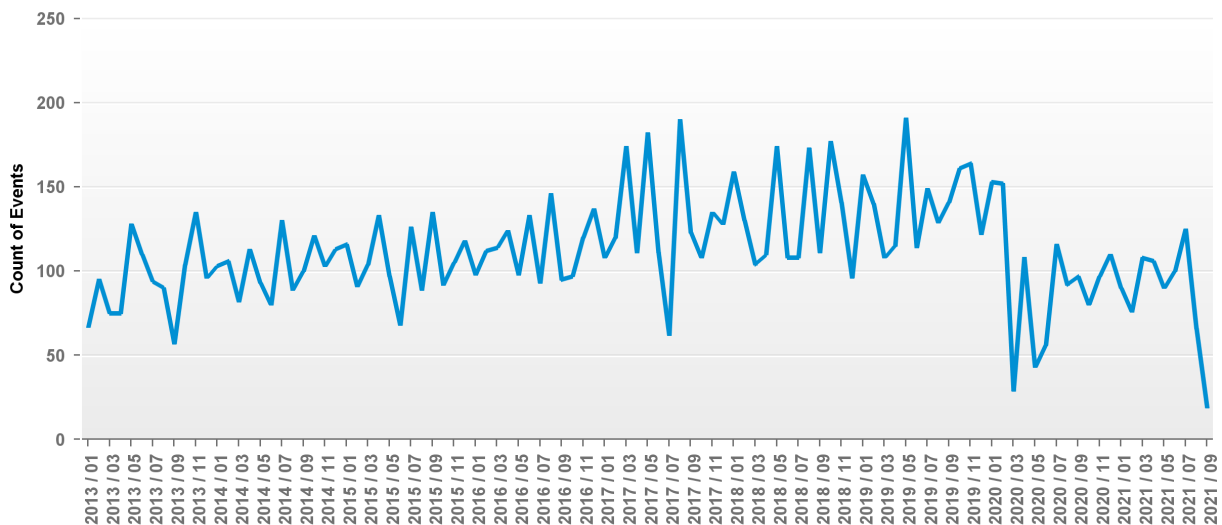
Graph 1: Chlamydia notifications by month, week 1, 2013 - week 35, 2021



Graph 2 : Gonorrhoea notifications by month, week 1, 2013 - week 35, 2021

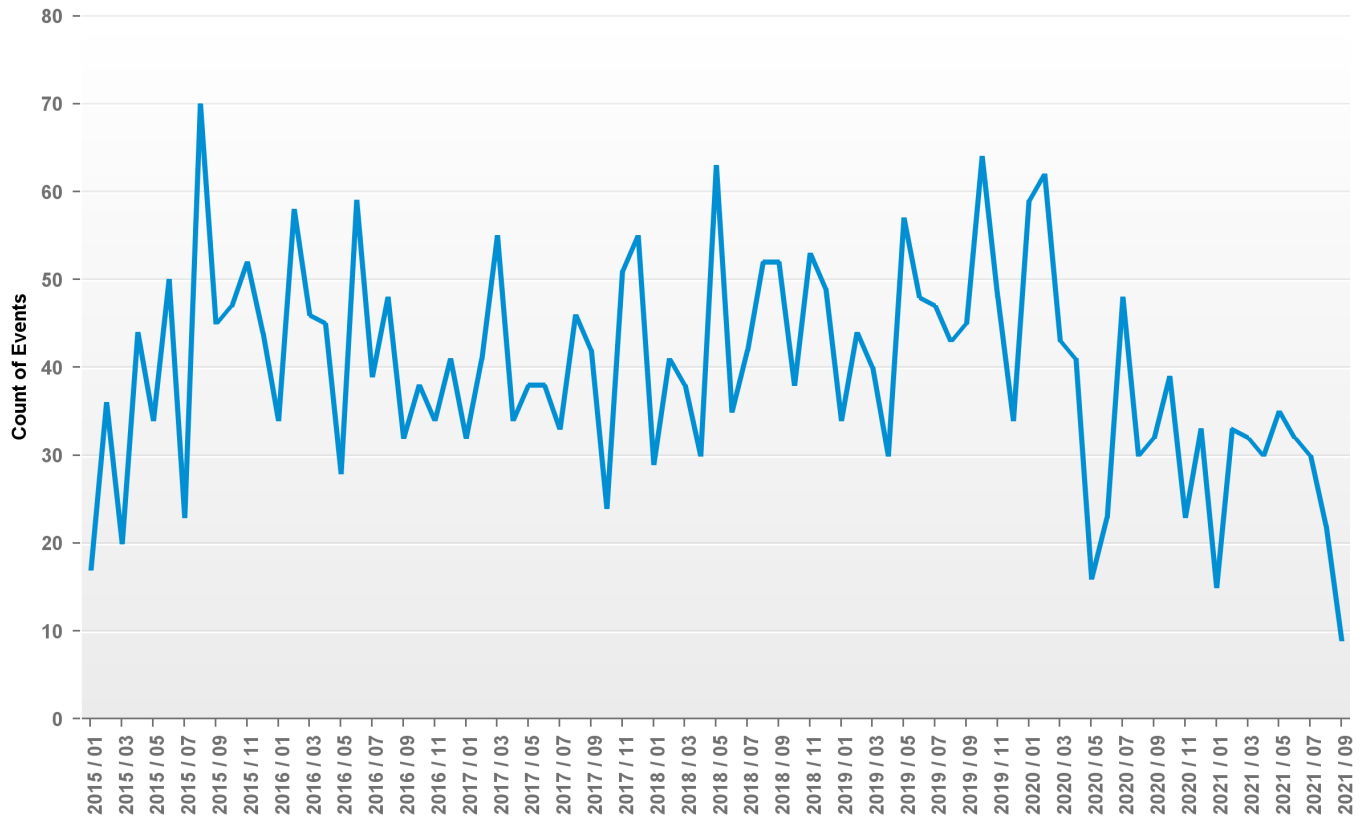


Graph 3: Herpes simplex (genital) notifications by month, week 1, 2013 - week 35, 2021

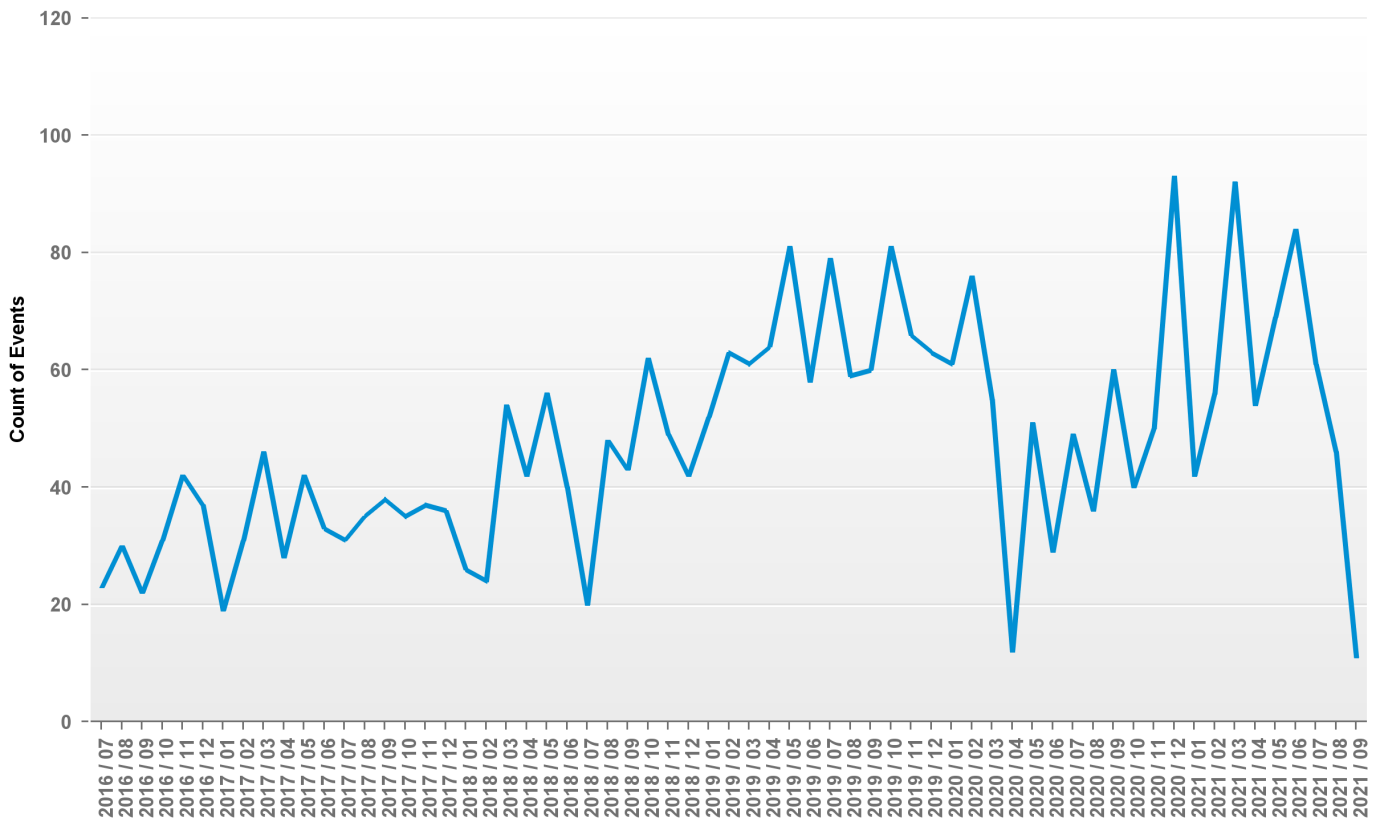




Graph 4: HIV notifications by month, week 1, 2015 - week 35, 2021



Graph 5: Syphilis notifications by month, week 27, 2016 - week 35, 2021





Guidance notes

1. This report contains data on notifiable STIs (excluding Ano-Genital Warts (AGW) and Non-Specific Urethritis (NSU)), and HIV reported weekly to Departments of Public Health from clinical or laboratory sources. Data included in this report are based on the date the information is entered into/authorised on CIDR by Public Health.

2. Data for this report are provisional and were extracted from CIDR on 08 September 2021, and were correct at the time that data were extracted. Information from previous years is updated on an ongoing basis in CIDR, therefore data in this report may be updated in future reports.

3. Aggregate data on AGW and NSU are reported to HPSC on a quarterly basis from Departments of Public Health and are reported in the annual STI reports.

4. The counties covered by each HSE area are as follows:
HSE East (E): Dublin, Kildare & Wicklow;
HSE Midlands (M): Laois, Longford, Offaly & Westmeath;
HSE Midwest (MW): Clare, Limerick & N. Tipperary;
HSE Northeast (NE): Cavan, Louth, Meath & Monaghan;
HSE Northwest (NW): Donegal, Leitrim & Sligo;
HSE South (S): Kerry & Cork;
HSE Southeast (SE): Carlow, Kilkenny, S. Tipperary, Waterford & Wexford;
HSE West (W): Galway, Mayo & Roscommon.

5. The Irish case definition for syphilis changed on 1st January, 2014 and from this date, syphilis notifications include early (infectious) syphilis only. Direct comparison of 2014 syphilis notification data with notification data for previous years (which includes non-infectious cases) is not valid. In July, 2016, the laboratory criteria were updated and since January, 2019, symptomatic cases which do not meet the laboratory criteria are notifiable as probable cases.

6. Case definitions for HIV and STIs are available on the HPSC website at <https://www.hpsc.ie/notifiablediseases/casedefinitions/>