

HPSC - Weekly HIV & STI Report



Statutory Notifications of HIV and STIs reported in Ireland via the Computerised Infectious Disease Reporting (CIDR) system for:

Week 34, 2021

(Notification Period: 22/08/2021 - 28/08/2021)

Data are Provisional

Report produced by the Health Protection Surveillance Centre on 01/09/2021

More detailed annual reports on HIV and STIs in Ireland are available on the HPSC website at <https://www.hpsc.ie>



Table 1: Summary of HIV and Sexually Transmitted Infections reported for week 34, 2021

Disease	Week Ending	2021	2020	Increase/Decrease	
	28/08/2021	Week 1 - 34	Week 1 - 34	n	%
Chancroid	0	0	0	0	0.00
Chlamydia trachomatis infection	137	4329	4123	206	5.00
Gonorrhoea	5	1189	1360	-171	-12.57
Granuloma inguinale	0	0	0	0	0.00
Herpes simplex (genital)	7	761	724	37	5.11
HIV	0	229	318	-89	-27.99
Lymphogranuloma venereum	0	8	9	-1	-11.11
Syphilis (early infectious)	5	506	360	146	40.56
Trichomoniasis	0	18	22	-4	-18.18
Total	154	7,040	6,916	124	1.79



Table 2: HIV & Sexually Transmitted Infections by HSE area* for week 34, 2021

	E	M	MW	NE	NW	S	SE	W	Weekly total
Chlamydia trachomatis infection	80	5	12	4	1	16	3	16	137
Gonorrhoea	1	0	0	1	1	2	0	0	5
Herpes simplex (genital)	2	0	0	0	0	2	2	1	7
Syphilis (early infectious)	2	0	0	1	0	0	0	2	5
Total	85	5	12	6	2	20	5	19	154

Table 3: HIV & Sexually Transmitted Infections by HSE area*: annual cumulative figures week 1 - week 34, 2021

	E	M	MW	NE	NW	S	SE	W	Annual total, 2021
Chlamydia trachomatis infection	2295	111	312	207	172	495	354	383	4329
Gonorrhoea	920	13	33	31	13	91	46	42	1189
Herpes simplex (genital)	449	18	29	36	13	81	70	65	761
HIV	166	4	11	11	2	13	8	14	229
Lymphogranuloma venereum	6	0	0	1	0	1	0	0	8
Syphilis (early infectious)	397	6	18	15	8	41	6	15	506
Trichomoniasis	5	0	9	0	0	1	2	1	18
Cumulative total this year	4238	152	412	301	208	723	486	520	7040

* See note 4 on page 8



Table 4: HIV & Sexually Transmitted Infections by age group for week 34, 2021

	0-14 yrs	15-19 yrs	20-24 yrs	25-29 yrs	30-34 yrs	35-39 yrs	40-44 yrs	45-49 yrs	50-59 yrs	60+ yrs	Unkno wn	Weekly total
Chlamydia trachomatis infection	1	12	55	26	16	14	6	4	3	0	0	137
Gonorrhoea	0	2	1	0	0	2	0	0	0	0	0	5
Herpes simplex (genital)	0	0	2	2	0	0	0	1	2	0	0	7
Syphilis (early infectious)	0	0	0	1	0	1	0	0	2	1	0	5
Weekly Total	1	14	58	29	16	17	6	5	7	1	0	154

Table 5: HIV & Sexually Transmitted Infections by age group: annual cumulative figures week 1 - week 34, 2021

	0-14 yrs	15-19 yrs	20-24 yrs	25-29 yrs	30-34 yrs	35-39 yrs	40-44 yrs	45-49 yrs	50-59 yrs	60+ yrs	Unkno wn	Annual total, 2021
Chlamydia trachomatis infection	15	421	1655	983	602	285	173	92	82	20	1	4329
Gonorrhoea	1	46	190	279	285	167	97	58	51	15	0	1189
Herpes simplex (genital)	2	81	197	156	110	63	41	36	42	32	1	761
HIV	0	4	11	41	51	42	19	26	27	8	0	229
Lymphogranuloma venereum	0	0	0	2	3	0	1	2	0	0	0	8
Syphilis (early infectious)	1	7	44	90	131	77	56	33	53	14	0	506
Trichomoniasis	0	1	6	4	3	0	1	2	1	0	0	18
Cumulative total this year	19	560	2103	1555	1185	634	388	249	256	89	2	7040



Table 6: HIV & Sexually Transmitted Infections by gender for week 34, 2021

	Male	Female	Unknown	Not Specified	Weekly total
Chlamydia trachomatis infection	76	60	0	1	137
Gonorrhoea	4	1	0	0	5
Herpes simplex (genital)	3	4	0	0	7
HIV	0	0	0	0	0
Lymphogranuloma venereum	0	0	0	0	0
Syphilis (early infectious)	5	0	0	0	5
Trichomoniasis	0	0	0	0	0
Weekly Total	88	65	0	1	154

Table 7: HIV & Sexually Transmitted Infections by gender: annual cumulative figures week 1 - week 34, 2021

	Male	Female	Unknown	Not Specified	Annual total, 2021
Chlamydia trachomatis infection	2280	2005	20	24	4329
Gonorrhoea	1059	125	4	1	1189
Herpes simplex (genital)	228	523	9	1	761
HIV	186	39	3	1	229
Lymphogranuloma venereum	8	0	0	0	8
Syphilis (early infectious)	463	42	1	0	506
Trichomoniasis	0	18	0	0	18
Cumulative total this year	4224	2752	37	27	7040



Table 8: HIV & Sexually Transmitted Infections by case classification for week 34, 2021

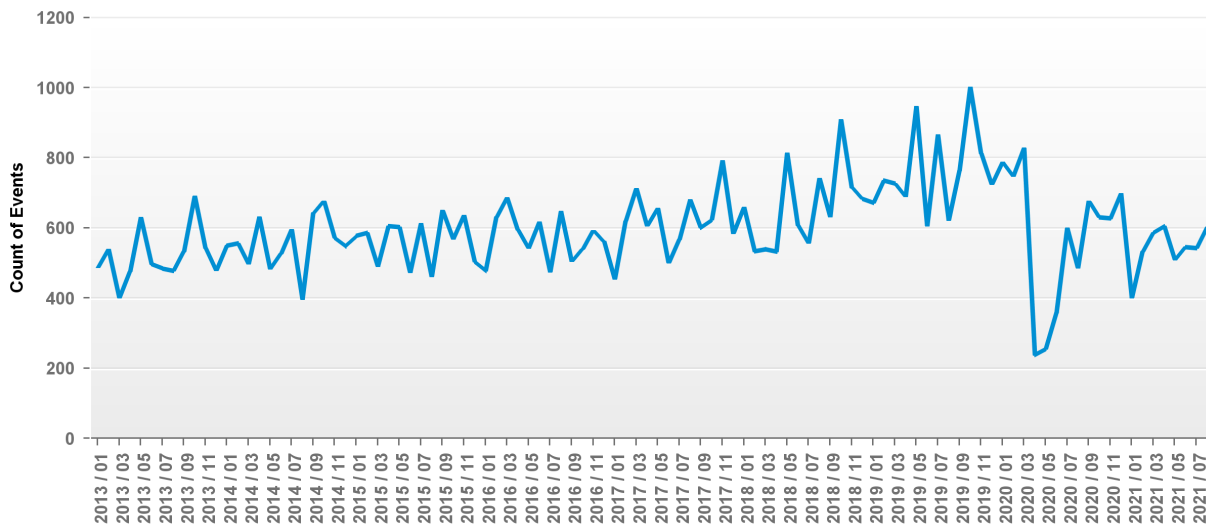
	Confirmed	Probable	Possible	Not Specified	Weekly total
Chlamydia trachomatis infection	137	0	0	0	137
Gonorrhoea	5	0	0	0	5
Herpes simplex (genital)	6	1	0	0	7
HIV	0	0	0	0	0
Lymphogranuloma venereum	0	0	0	0	0
Syphilis (early infectious)	5	0	0	0	5
Trichomoniasis	0	0	0	0	0
Weekly Total	153	1	0	0	154

Table 9: HIV & Sexually Transmitted Infections by case classification: annual cumulative figures week 1 - week 34, 2021

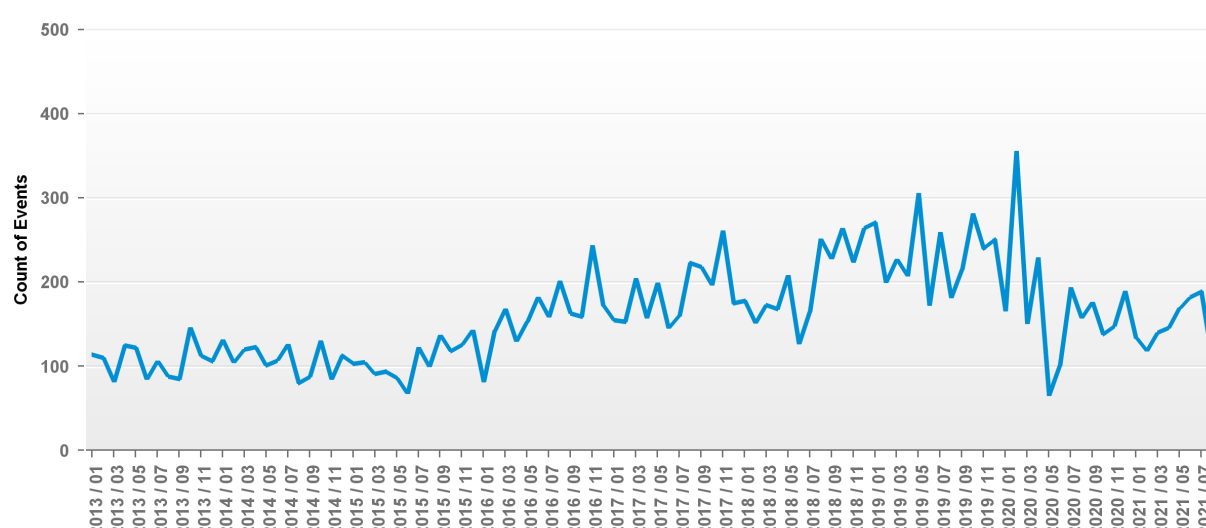
	Confirmed	Probable	Possible	Not Specified	Annual total, 2021
Chlamydia trachomatis infection	4329	0	0	0	4329
Gonorrhoea	1189	0	0	0	1189
Herpes simplex (genital)	759	2	0	0	761
HIV	229	0	0	0	229
Lymphogranuloma venereum	7	1	0	0	8
Syphilis (early infectious)	501	5	0	0	506
Trichomoniasis	18	0	0	0	18
Cumulative total this year	7032	8	0	0	7040



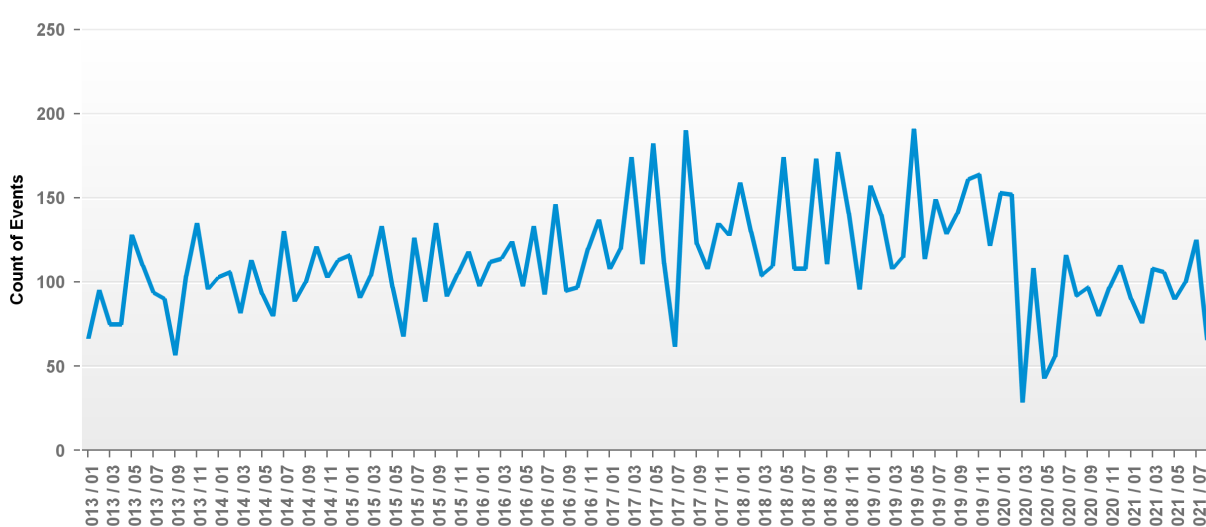
Graph 1: Chlamydia notifications by month, week 1, 2013 - week 34, 2021



Graph 2 : Gonorrhoea notifications by month, week 1, 2013 - week 34, 2021

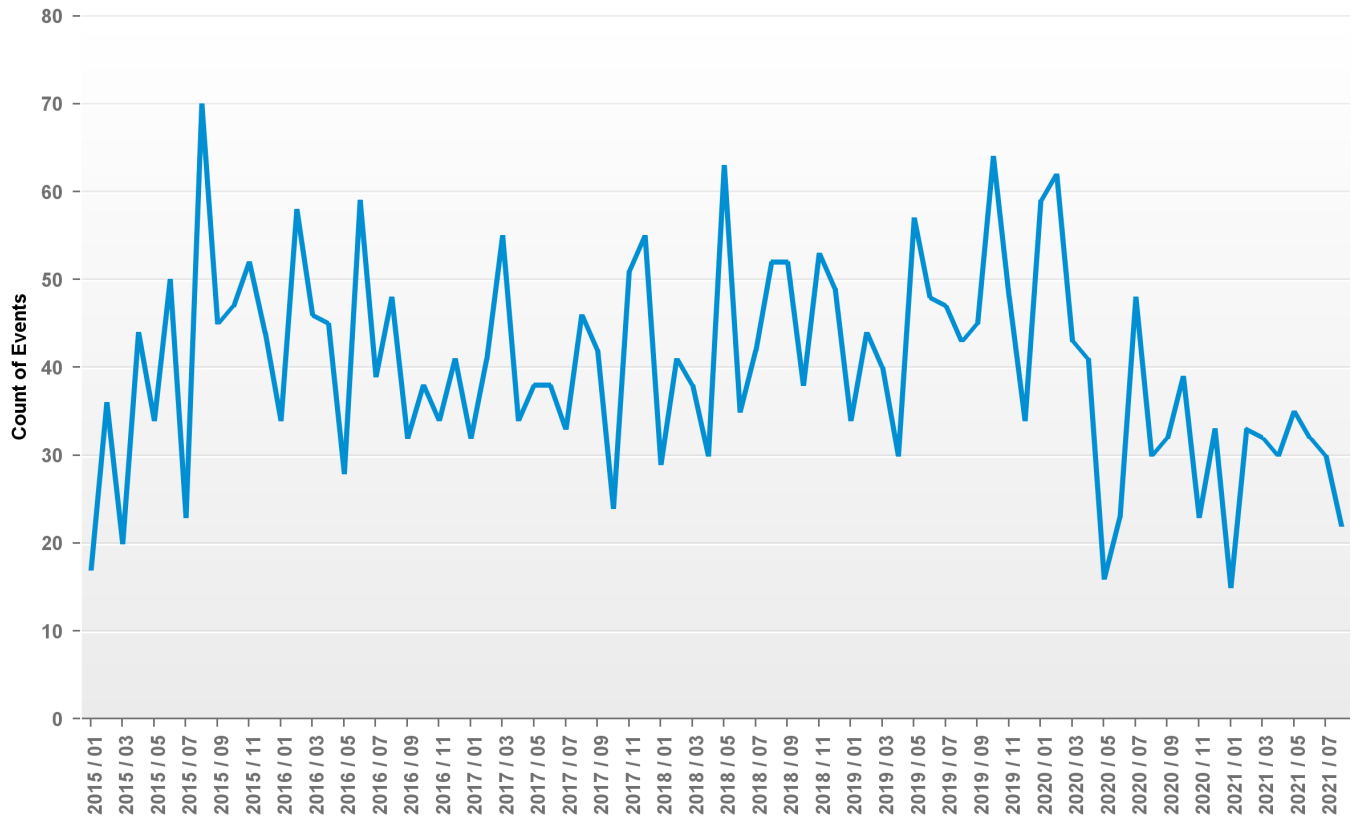


Graph 3: Herpes simplex (genital) notifications by month, week 1, 2013 - week 34, 2021

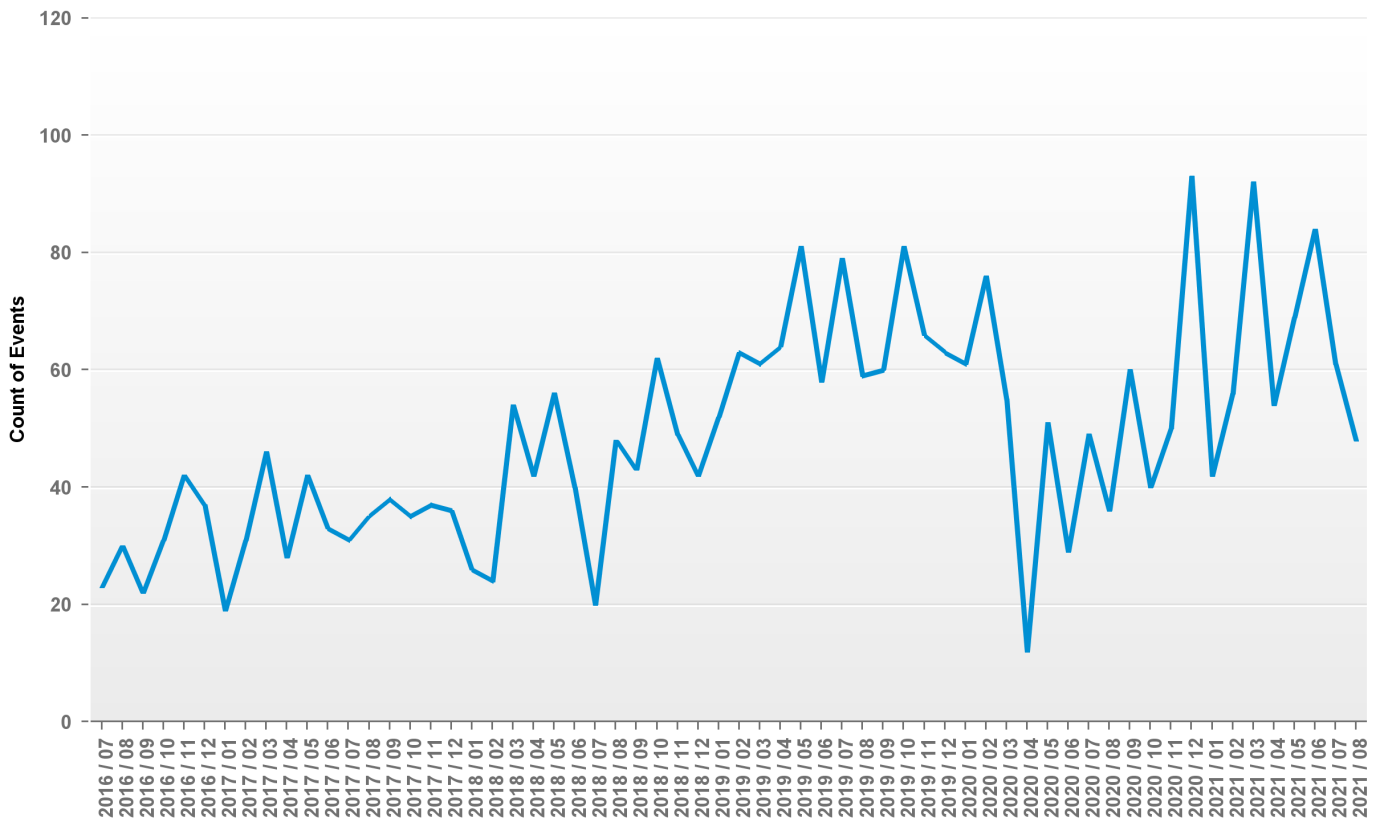




Graph 4: HIV notifications by month, week 1, 2015 - week 34, 2021



Graph 5: Syphilis notifications by month, week 27, 2016 - week 34, 2021





Guidance notes

1. This report contains data on notifiable STIs (excluding Ano-Genital Warts (AGW) and Non-Specific Urethritis (NSU)), and HIV reported weekly to Departments of Public Health from clinical or laboratory sources. Data included in this report are based on the date the information is entered into/authorised on CIDR by Public Health.

2. Data for this report are provisional and were extracted from CIDR on 01 September 2021, and were correct at the time that data were extracted. Information from previous years is updated on an ongoing basis in CIDR, therefore data in this report may be updated in future reports.

3. Aggregate data on AGW and NSU are reported to HPSC on a quarterly basis from Departments of Public Health and are reported in the annual STI reports.

4. The counties covered by each HSE area are as follows:
HSE East (E): Dublin, Kildare & Wicklow;
HSE Midlands (M): Laois, Longford, Offaly & Westmeath;
HSE Midwest (MW): Clare, Limerick & N. Tipperary;
HSE Northeast (NE): Cavan, Louth, Meath & Monaghan;
HSE Northwest (NW): Donegal, Leitrim & Sligo;
HSE South (S): Kerry & Cork;
HSE Southeast (SE): Carlow, Kilkenny, S. Tipperary, Waterford & Wexford;
HSE West (W): Galway, Mayo & Roscommon.

5. The Irish case definition for syphilis changed on 1st January, 2014 and from this date, syphilis notifications include early (infectious) syphilis only. Direct comparison of 2014 syphilis notification data with notification data for previous years (which includes non-infectious cases) is not valid. In July, 2016, the laboratory criteria were updated and since January, 2019, symptomatic cases which do not meet the laboratory criteria are notifiable as probable cases.

6. Case definitions for HIV and STIs are available on the HPSC website at <https://www.hpsc.ie/notifiablediseases/casedefinitions/>