

HPSC - Weekly HIV & STI Report



Statutory Notifications of HIV and STIs reported in Ireland via the Computerised Infectious Disease Reporting (CIDR) system for:

Week 52, 2020

(Notification Period: 20/12/2020 - 26/12/2020)

Data are Provisional

Report produced by the Health Protection Surveillance Centre on 04/01/2021

More detailed annual reports on HIV and STIs in Ireland are available on the HPSC website at <https://www.hpsc.ie>



Table 1: Summary of HIV and Sexually Transmitted Infections reported for week 52, 2020

Disease	Week Ending	2020	2019	Increase/Decrease	
	26/12/2020	Week 1 - 52	Week 1 - 52	n	%
Chancroid	0	0	0	0	0.00
Chlamydia trachomatis infection	134	6875	9174	-2299	-25.06
Gonorrhoea	41	2055	2812	-757	-26.92
Granuloma inguinale	0	0	0	0	0.00
Herpes simplex (genital)	24	1123	1691	-568	-33.59
HIV	16	452	535	-83	-15.51
Lymphogranuloma venereum	0	12	39	-27	-69.23
Syphilis (early infectious)	18	577	782	-205	-26.21
Trichomoniasis	2	39	64	-25	-39.06
Total	235	11,133	15,097	-3964	-26.26



Table 2: HIV & Sexually Transmitted Infections by HSE area* for week 52, 2020

	E	M	MW	NE	NW	S	SE	W	Weekly total
Chlamydia trachomatis infection	79	4	13	7	3	13	3	12	134
Gonorrhoea	37	0	1	1	0	1	1	0	41
Herpes simplex (genital)	13	1	2	2	0	2	2	2	24
HIV	9	0	2	0	0	0	2	3	16
Syphilis (early infectious)	13	1	0	1	0	2	1	0	18
Trichomoniasis	0	0	2	0	0	0	0	0	2
Total	151	6	20	11	3	18	9	17	235

Table 3: HIV & Sexually Transmitted Infections by HSE area*: annual cumulative figures week 1 - week 52, 2020

	E	M	MW	NE	NW	S	SE	W	Annual total, 2020
Chlamydia trachomatis infection	3563	219	498	322	247	897	508	621	6875
Gonorrhoea	1495	25	92	64	34	153	97	95	2055
Herpes simplex (genital)	645	39	70	37	23	125	105	79	1123
HIV	307	13	20	20	7	37	21	27	452
Lymphogranuloma venereum	10	0	0	0	0	0	0	2	12
Syphilis (early infectious)	454	15	12	24	7	32	17	16	577
Trichomoniasis	11	3	18	0	0	1	3	3	39
Cumulative total this year	6485	314	710	467	318	1245	751	843	11133

* See note 4 on page 8



Table 4: HIV & Sexually Transmitted Infections by age group for week 52, 2020

	0-14 yrs	15-19 yrs	20-24 yrs	25-29 yrs	30-34 yrs	35-39 yrs	40-44 yrs	45-49 yrs	50-59 yrs	60+ yrs	Unkno wn	Weekly total
Chlamydia trachomatis infection	0	14	52	30	20	6	8	2	2	0	0	134
Gonorrhoea	0	0	2	11	11	5	6	2	4	0	0	41
Herpes simplex (genital)	0	2	6	7	4	2	0	1	0	2	0	24
HIV	0	0	2	2	3	5	2	0	1	1	0	16
Syphilis (early infectious)	0	0	2	0	4	6	1	2	3	0	0	18
Trichomoniasis	0	0	1	0	1	0	0	0	0	0	0	2
Weekly Total	0	16	65	50	43	24	17	7	10	3	0	235

Table 5: HIV & Sexually Transmitted Infections by age group: annual cumulative figures week 1 - week 52, 2020

	0-14 yrs	15-19 yrs	20-24 yrs	25-29 yrs	30-34 yrs	35-39 yrs	40-44 yrs	45-49 yrs	50-59 yrs	60+ yrs	Unkno wn	Annual total, 2020
Chlamydia trachomatis infection	18	696	2753	1625	817	457	237	127	110	32	3	6875
Gonorrhoea	2	158	414	449	422	252	161	81	89	26	1	2055
Herpes simplex (genital)	3	104	295	261	167	104	61	36	56	36	0	1123
HIV	0	3	24	78	111	82	48	37	45	23	1	452
Lymphogranuloma venereum	0	0	1	2	2	2	2	1	2	0	0	12
Syphilis (early infectious)	0	5	40	111	137	113	54	48	49	17	3	577
Trichomoniasis	0	3	9	5	8	10	2	0	1	1	0	39
Cumulative total this year	23	969	3536	2531	1664	1020	565	330	352	135	8	11133



Table 6: HIV & Sexually Transmitted Infections by gender for week 52, 2020

	Male	Female	Unknown	Not Specified	Weekly total
Chlamydia trachomatis infection	72	62	0	0	134
Gonorrhoea	38	2	1	0	41
Herpes simplex (genital)	2	22	0	0	24
HIV	14	2	0	0	16
Lymphogranuloma venereum	0	0	0	0	0
Syphilis (early infectious)	18	0	0	0	18
Trichomoniasis	0	2	0	0	2
Weekly Total	144	90	1	0	235

Table 7: HIV & Sexually Transmitted Infections by gender: annual cumulative figures week 1 - week 52, 2020

	Male	Female	Unknown	Not Specified	Annual total, 2020
Chlamydia trachomatis infection	3327	3520	24	4	6875
Gonorrhoea	1786	264	5	0	2055
Herpes simplex (genital)	314	807	1	1	1123
HIV	357	94	1	0	452
Lymphogranuloma venereum	12	0	0	0	12
Syphilis (early infectious)	531	45	1	0	577
Trichomoniasis	0	39	0	0	39
Cumulative total this year	6327	4769	32	5	11133

Table 8: HIV & Sexually Transmitted Infections by case classification for week 52, 2020

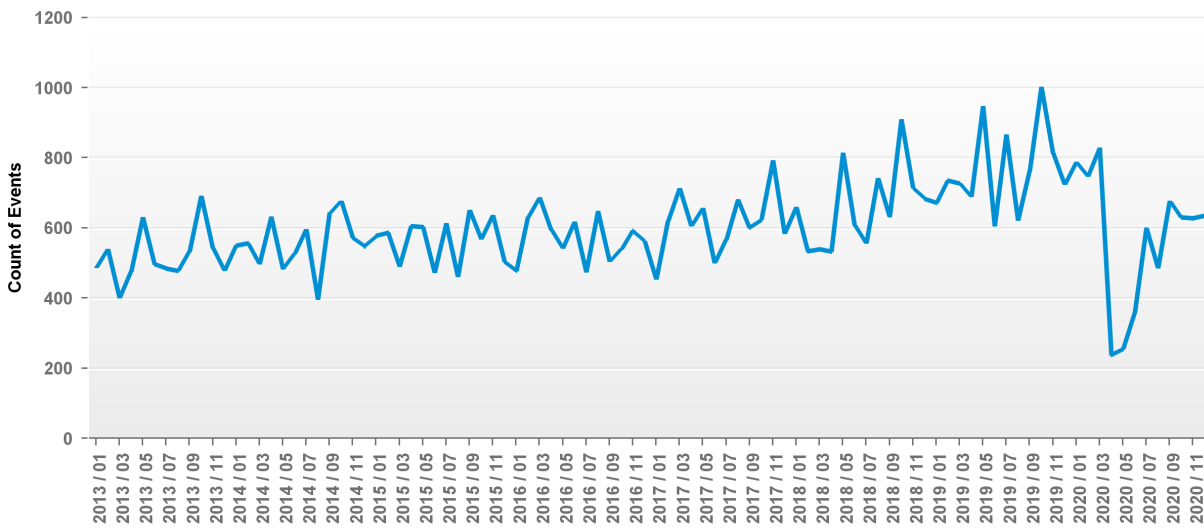
	Confirmed	Probable	Possible	Not Specified	Weekly total
Chlamydia trachomatis infection	134	0	0	0	134
Gonorrhoea	41	0	0	0	41
Herpes simplex (genital)	24	0	0	0	24
HIV	16	0	0	0	16
Lymphogranuloma venereum	0	0	0	0	0
Syphilis (early infectious)	18	0	0	0	18
Trichomoniasis	2	0	0	0	2
Weekly Total	235	0	0	0	235

Table 9: HIV & Sexually Transmitted Infections by case classification: annual cumulative figures week 1 - week 52, 2020

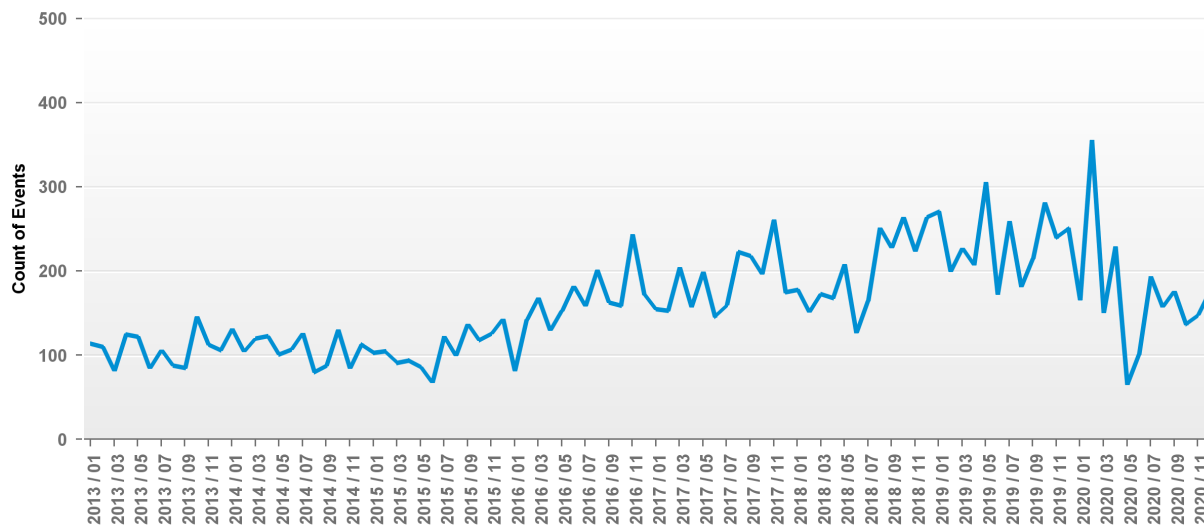
	Confirmed	Probable	Possible	Not Specified	Annual total, 2020
Chlamydia trachomatis infection	6874	1	0	0	6875
Gonorrhoea	2055	0	0	0	2055
Herpes simplex (genital)	1116	7	0	0	1123
HIV	452	0	0	0	452
Lymphogranuloma venereum	11	1	0	0	12
Syphilis (early infectious)	563	6	8	0	577
Trichomoniasis	39	0	0	0	39
Cumulative total this year	11110	15	8	0	11133



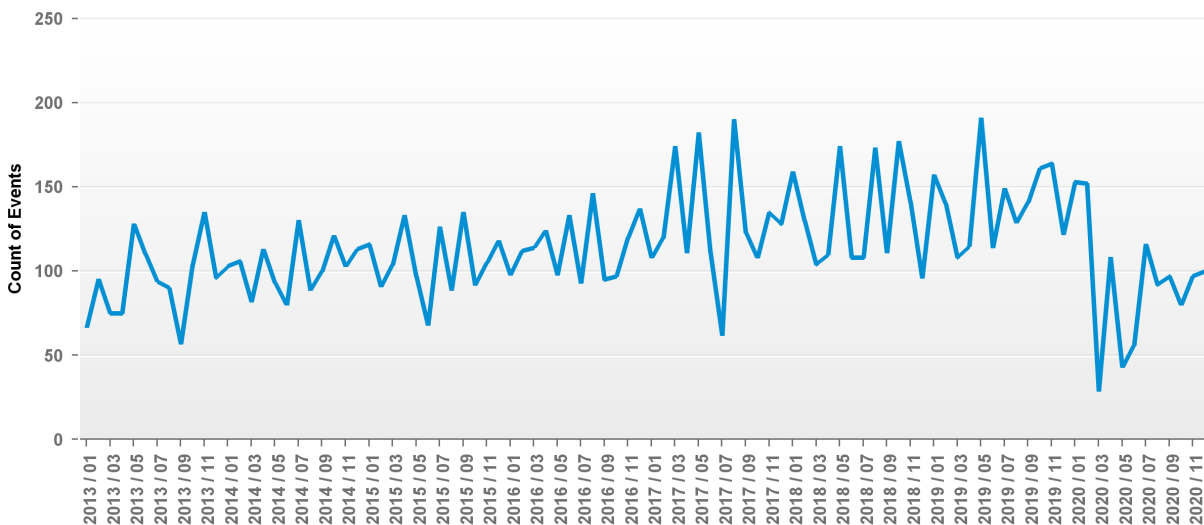
Graph 1: Chlamydia notifications by month, week 1, 2013 - week 52, 2020



Graph 2 : Gonorrhoea notifications by month, week 1, 2013 - week 52, 2020

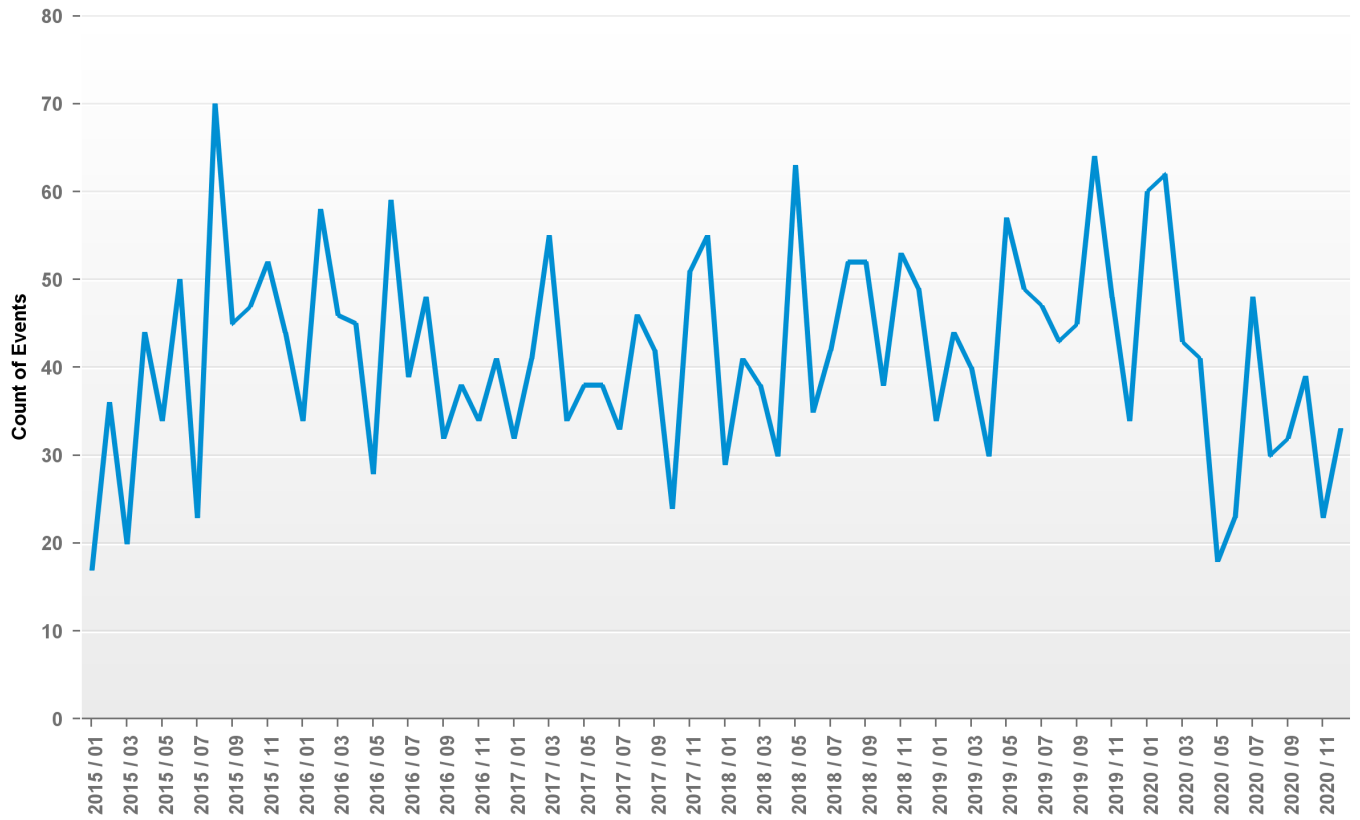


Graph 3: Herpes simplex (genital) notifications by month, week 1, 2013 - week 52, 2020

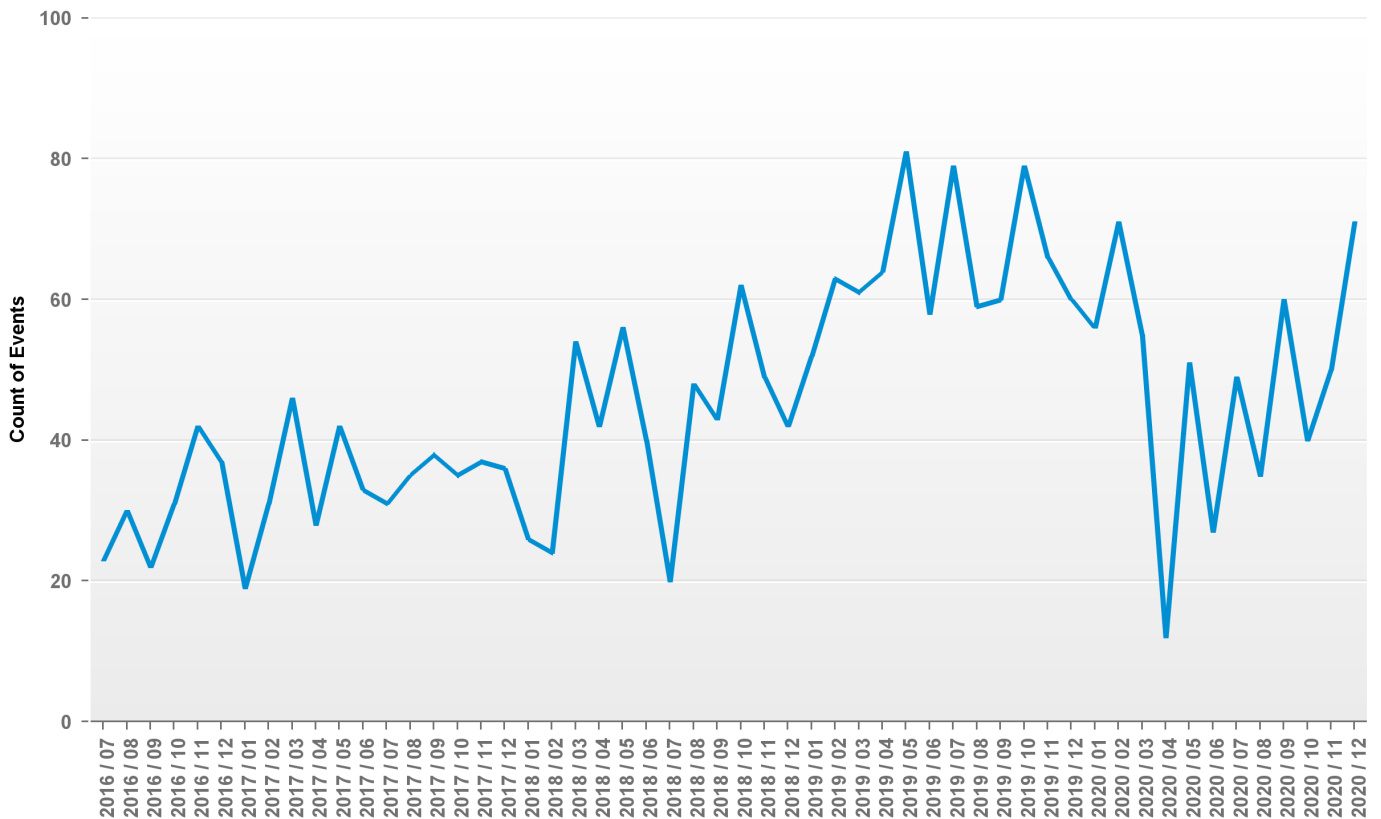




Graph 4: HIV notifications by month, week 1, 2015 - week 52, 2020



Graph 5: Syphilis notifications by month, week 27, 2016 - week 52, 2020





Guidance notes

1. This report contains data on notifiable STIs (excluding Ano-Genital Warts (AGW) and Non-Specific Urethritis (NSU)), and HIV reported weekly to Departments of Public Health from clinical or laboratory sources. Data included in this report are based on the date the information is entered into/authorised on CIDR by Public Health.

2. Data for this report are provisional and were extracted from CIDR on 04 January 2021, and were correct at the time that data were extracted. Information from previous years is updated on an ongoing basis in CIDR, therefore data in this report may be updated in future reports.

3. Aggregate data on AGW and NSU are reported to HPSC on a quarterly basis from Departments of Public Health and are reported in the annual STI reports.

4. The counties covered by each HSE area are as follows:
HSE East (E): Dublin, Kildare & Wicklow;
HSE Midlands (M): Laois, Longford, Offaly & Westmeath;
HSE Midwest (MW): Clare, Limerick & N. Tipperary;
HSE Northeast (NE): Cavan, Louth, Meath & Monaghan;
HSE Northwest (NW): Donegal, Leitrim & Sligo;
HSE South (S): Kerry & Cork;
HSE Southeast (SE): Carlow, Kilkenny, S. Tipperary, Waterford & Wexford;
HSE West (W): Galway, Mayo & Roscommon.

5. The Irish case definition for syphilis changed on 1st January, 2014 and from this date, syphilis notifications include early (infectious) syphilis only. Direct comparison of 2014 syphilis notification data with notification data for previous years (which includes non-infectious cases) is not valid. In July, 2016, the laboratory criteria were updated and since January, 2019, symptomatic cases which do not meet the laboratory criteria are notifiable as probable cases.

6. Case definitions for HIV and STIs are available on the HPSC website at <https://www.hpsc.ie/notifiablediseases/casedefinitions/>