

HPSC - Weekly HIV & STI Report



Statutory Notifications of HIV and STIs reported in Ireland via the Computerised Infectious Disease Reporting (CIDR) system for:

Week 7, 2021

(Notification Period: 14/02/2021 - 20/02/2021)

Data are Provisional

Report produced by the Health Protection Surveillance Centre on 24/02/2021

More detailed annual reports on HIV and STIs in Ireland are available on the HPSC website at <https://www.hpsc.ie>



Table 1: Summary of HIV and Sexually Transmitted Infections reported for week 7, 2021

Disease	Week Ending	2021	2020	Increase/Decrease	
	20/02/2021	Week 1 - 7	Week 1 - 7	n	%
Chancroid	0	0	0	0	0.00
Chlamydia trachomatis infection	126	800	1207	-407	-33.72
Gonorrhoea	59	227	358	-131	-36.59
Granuloma inguinale	0	0	0	0	0.00
Herpes simplex (genital)	26	139	236	-97	-41.10
HIV	14	39	89	-50	-56.18
Lymphogranuloma venereum	0	1	3	-2	-66.67
Syphilis (early infectious)	11	84	95	-11	-11.58
Trichomoniasis	1	2	4	-2	-50.00
Total	237	1,292	1,992	-700	-35.14



Table 2: HIV & Sexually Transmitted Infections by HSE area* for week 7, 2021

	E	M	MW	NE	NW	S	SE	W	Weekly total
Chlamydia trachomatis infection	68	2	4	7	6	9	12	18	126
Gonorrhoea	53	0	0	0	1	1	1	3	59
Herpes simplex (genital)	16	3	1	2	1	1	2	0	26
HIV	13	0	0	0	0	1	0	0	14
Syphilis (early infectious)	10	0	0	0	0	1	0	0	11
Trichomoniasis	0	0	0	0	0	0	1	0	1
Total	160	5	5	9	8	13	16	21	237

Table 3: HIV & Sexually Transmitted Infections by HSE area*: annual cumulative figures week 1 - week 7, 2021

	E	M	MW	NE	NW	S	SE	W	Annual total, 2021
Chlamydia trachomatis infection	398	23	58	38	36	104	64	79	800
Gonorrhoea	173	1	4	7	7	11	8	16	227
Herpes simplex (genital)	78	6	6	5	2	19	15	8	139
HIV	31	1	2	1	0	3	0	1	39
Lymphogranuloma venereum	0	0	0	1	0	0	0	0	1
Syphilis (early infectious)	67	1	7	0	0	6	1	2	84
Trichomoniasis	0	0	1	0	0	0	1	0	2
Cumulative total this year	747	32	78	52	45	143	89	106	1292

* See note 4 on page 8



Table 4: HIV & Sexually Transmitted Infections by age group for week 7, 2021

	0-14 yrs	15-19 yrs	20-24 yrs	25-29 yrs	30-34 yrs	35-39 yrs	40-44 yrs	45-49 yrs	50-59 yrs	60+ yrs	Unkno wn	Weekly total
Chlamydia trachomatis infection	0	13	57	25	20	4	4	1	1	1	0	126
Gonorrhoea	0	2	9	17	12	8	8	1	2	0	0	59
Herpes simplex (genital)	1	1	3	3	5	4	3	2	1	3	0	26
HIV	0	0	1	3	2	3	1	0	2	2	0	14
Syphilis (early infectious)	0	0	0	2	3	0	2	0	4	0	0	11
Trichomoniasis	0	0	0	1	0	0	0	0	0	0	0	1
Weekly Total	1	16	70	51	42	19	18	4	10	6	0	237

Table 5: HIV & Sexually Transmitted Infections by age group: annual cumulative figures week 1 - week 7, 2021

	0-14 yrs	15-19 yrs	20-24 yrs	25-29 yrs	30-34 yrs	35-39 yrs	40-44 yrs	45-49 yrs	50-59 yrs	60+ yrs	Unkno wn	Annual total, 2021
Chlamydia trachomatis infection	4	78	344	177	104	45	25	11	9	2	1	800
Gonorrhoea	0	13	46	57	46	27	21	10	6	1	0	227
Herpes simplex (genital)	1	11	35	27	18	17	11	7	6	6	0	139
HIV	0	1	4	10	7	7	3	1	4	2	0	39
Lymphogranuloma venereum	0	0	0	0	1	0	0	0	0	0	0	1
Syphilis (early infectious)	0	1	9	16	20	7	10	5	13	3	0	84
Trichomoniasis	0	0	0	2	0	0	0	0	0	0	0	2
Cumulative total this year	5	104	438	289	196	103	70	34	38	14	1	1292



Table 6: HIV & Sexually Transmitted Infections by gender for week 7, 2021

	Male	Female	Unknown	Not Specified	Weekly total
Chlamydia trachomatis infection	60	66	0	0	126
Gonorrhoea	44	15	0	0	59
Herpes simplex (genital)	8	18	0	0	26
HIV	13	1	0	0	14
Lymphogranuloma venereum	0	0	0	0	0
Syphilis (early infectious)	8	3	0	0	11
Trichomoniasis	0	1	0	0	1
Weekly Total	133	104	0	0	237

Table 7: HIV & Sexually Transmitted Infections by gender: annual cumulative figures week 1 - week 7, 2021

	Male	Female	Unknown	Not Specified	Annual total, 2021
Chlamydia trachomatis infection	419	377	4	0	800
Gonorrhoea	185	42	0	0	227
Herpes simplex (genital)	40	97	2	0	139
HIV	34	5	0	0	39
Lymphogranuloma venereum	1	0	0	0	1
Syphilis (early infectious)	73	11	0	0	84
Trichomoniasis	0	2	0	0	2
Cumulative total this year	752	534	6	0	1292



Table 8: HIV & Sexually Transmitted Infections by case classification for week 7, 2021

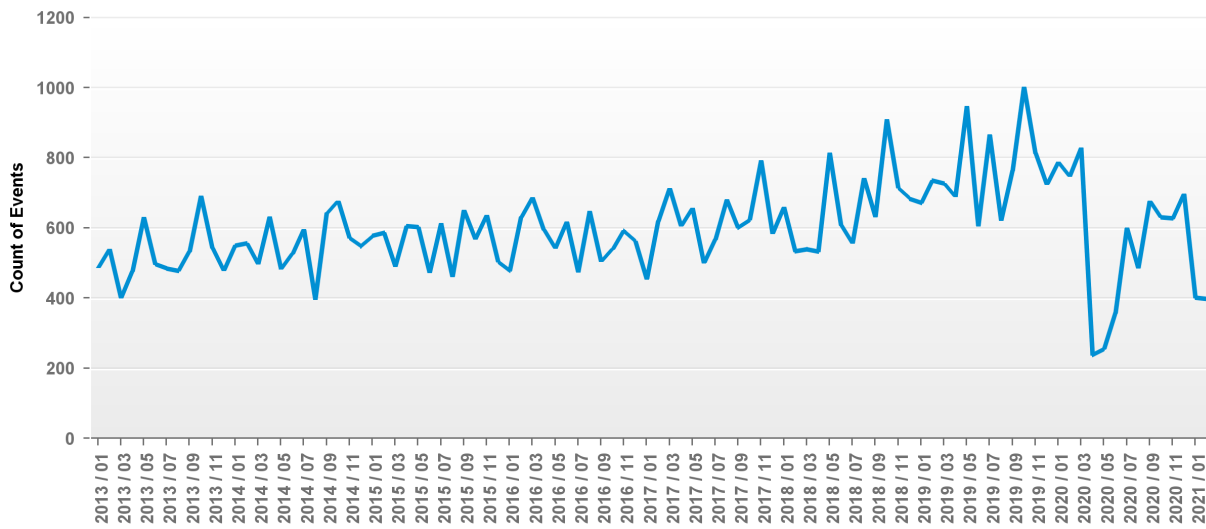
	Confirmed	Probable	Possible	Not Specified	Weekly total
Chlamydia trachomatis infection	126	0	0	0	126
Gonorrhoea	59	0	0	0	59
Herpes simplex (genital)	26	0	0	0	26
HIV	14	0	0	0	14
Lymphogranuloma venereum	0	0	0	0	0
Syphilis (early infectious)	10	1	0	0	11
Trichomoniasis	1	0	0	0	1
Weekly Total	236	1	0	0	237

Table 9: HIV & Sexually Transmitted Infections by case classification: annual cumulative figures week 1 - week 7, 2021

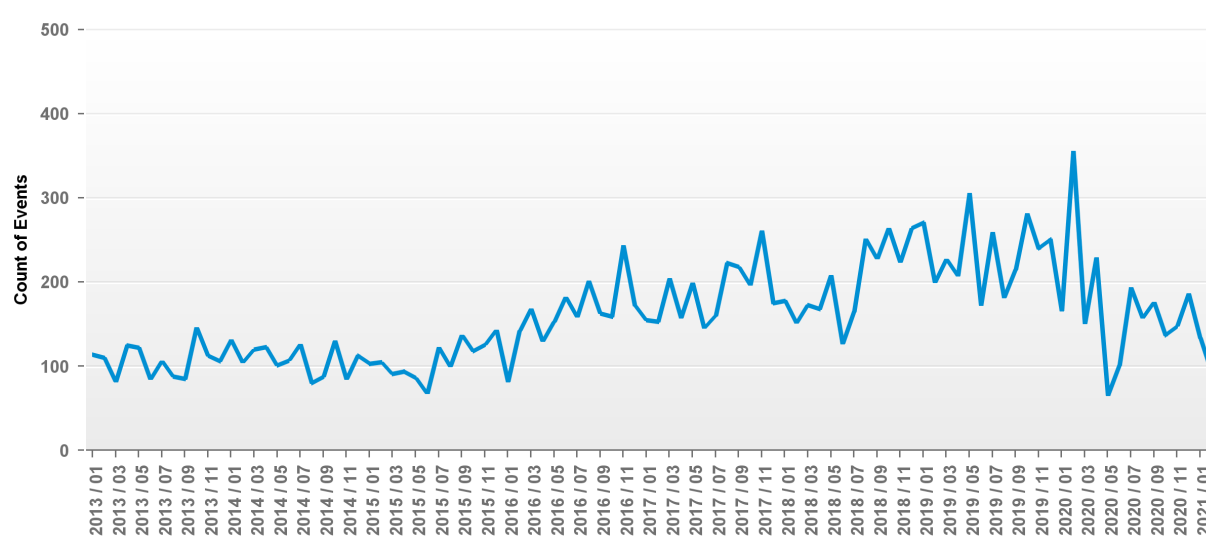
	Confirmed	Probable	Possible	Not Specified	Annual total, 2021
Chlamydia trachomatis infection	800	0	0	0	800
Gonorrhoea	227	0	0	0	227
Herpes simplex (genital)	139	0	0	0	139
HIV	39	0	0	0	39
Lymphogranuloma venereum	1	0	0	0	1
Syphilis (early infectious)	83	1	0	0	84
Trichomoniasis	2	0	0	0	2
Cumulative total this year	1291	1	0	0	1292



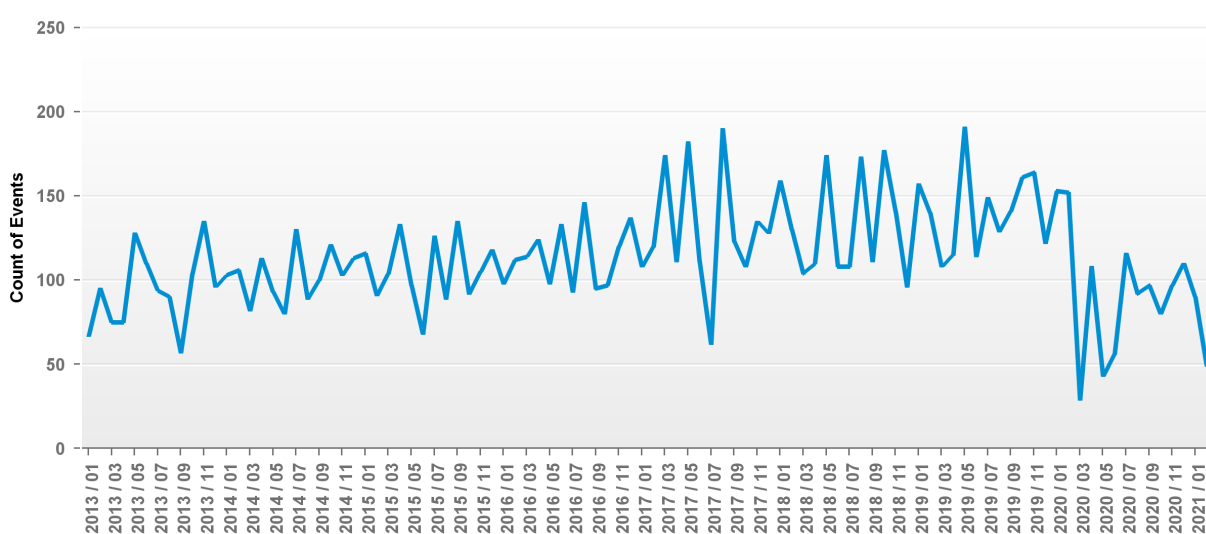
Graph 1: Chlamydia notifications by month, week 1, 2013 - week 7, 2021



Graph 2 : Gonorrhoea notifications by month, week 1, 2013 - week 7, 2021

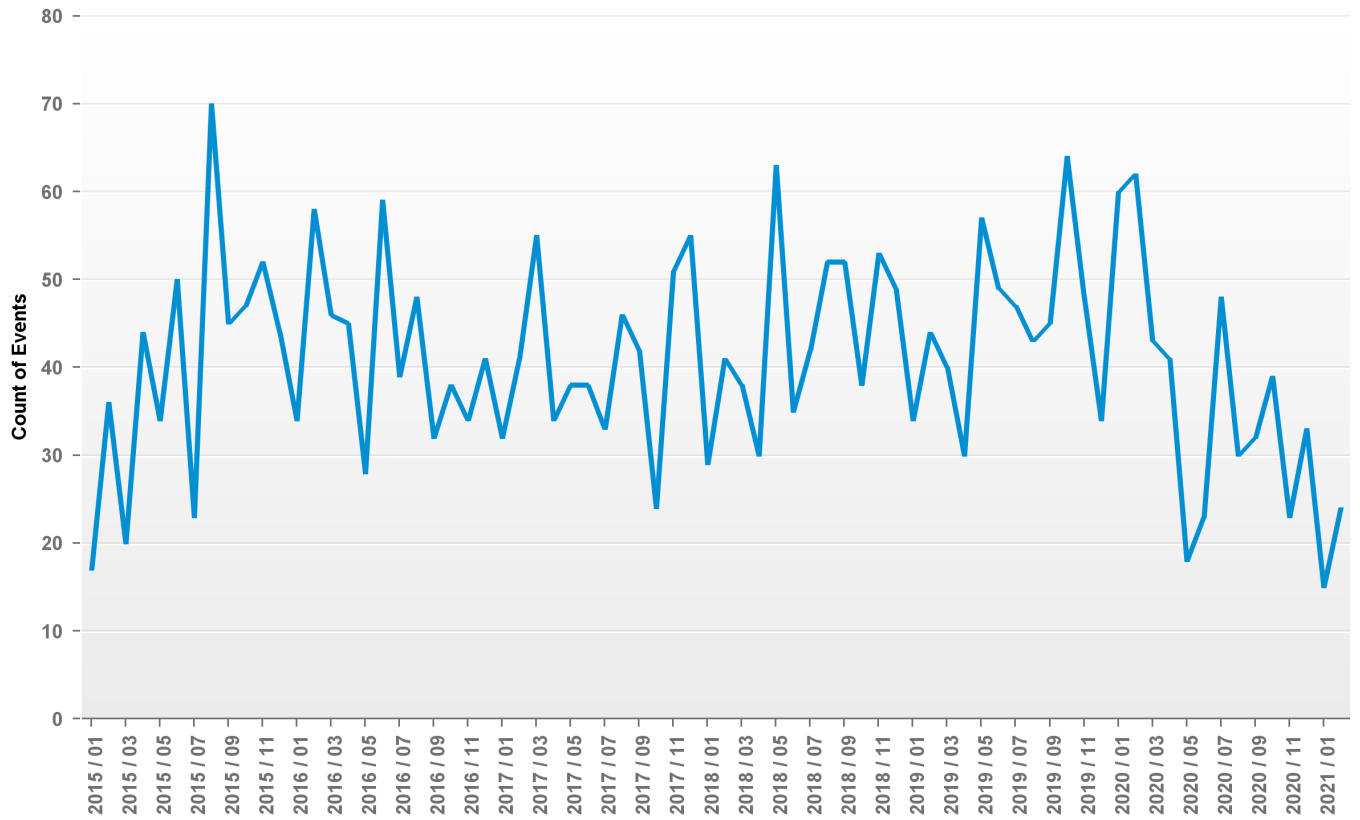


Graph 3: Herpes simplex (genital) notifications by month, week 1, 2013 - week 7, 2021

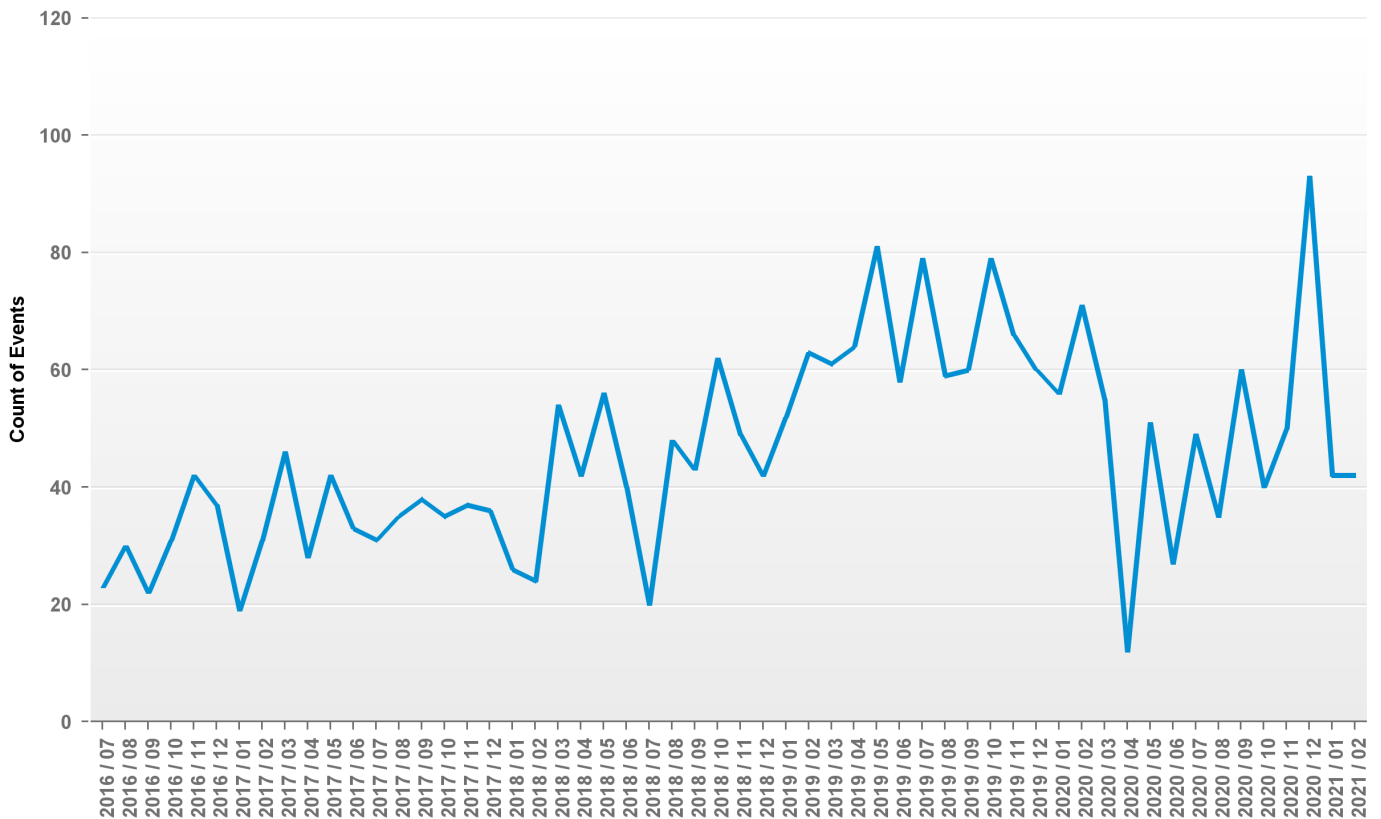




Graph 4: HIV notifications by month, week 1, 2015 - week 7, 2021



Graph 5: Syphilis notifications by month, week 27, 2016 - week 7, 2021





Guidance notes

1. This report contains data on notifiable STIs (excluding Ano-Genital Warts (AGW) and Non-Specific Urethritis (NSU)), and HIV reported weekly to Departments of Public Health from clinical or laboratory sources. Data included in this report are based on the date the information is entered into/authorised on CIDR by Public Health.

2. Data for this report are provisional and were extracted from CIDR on 24 February 2021, and were correct at the time that data were extracted. Information from previous years is updated on an ongoing basis in CIDR, therefore data in this report may be updated in future reports.

3. Aggregate data on AGW and NSU are reported to HPSC on a quarterly basis from Departments of Public Health and are reported in the annual STI reports.

4. The counties covered by each HSE area are as follows:
HSE East (E): Dublin, Kildare & Wicklow;
HSE Midlands (M): Laois, Longford, Offaly & Westmeath;
HSE Midwest (MW): Clare, Limerick & N. Tipperary;
HSE Northeast (NE): Cavan, Louth, Meath & Monaghan;
HSE Northwest (NW): Donegal, Leitrim & Sligo;
HSE South (S): Kerry & Cork;
HSE Southeast (SE): Carlow, Kilkenny, S. Tipperary, Waterford & Wexford;
HSE West (W): Galway, Mayo & Roscommon.

5. The Irish case definition for syphilis changed on 1st January, 2014 and from this date, syphilis notifications include early (infectious) syphilis only. Direct comparison of 2014 syphilis notification data with notification data for previous years (which includes non-infectious cases) is not valid. In July, 2016, the laboratory criteria were updated and since January, 2019, symptomatic cases which do not meet the laboratory criteria are notifiable as probable cases.

6. Case definitions for HIV and STIs are available on the HPSC website at <https://www.hpsc.ie/notifiablediseases/casedefinitions/>