

HPSC - Weekly HIV & STI Report



Statutory Notifications of HIV and STIs reported in Ireland via the Computerised Infectious Disease Reporting (CIDR) system for:

Week 31, 2021

(Notification Period: 01/08/2021 - 07/08/2021)

Data are Provisional

Report produced by the Health Protection Surveillance Centre on 11/08/2021

More detailed annual reports on HIV and STIs in Ireland are available on the HPSC website at <https://www.hpsc.ie>



Table 1: Summary of HIV and Sexually Transmitted Infections reported for week 31, 2021

Disease	Week Ending	2021	2020	Increase/Decrease	
	07/08/2021	Week 1 - 31	Week 1 - 31	n	%
Chancroid	0	0	0	0	0.00
Chlamydia trachomatis infection	88	3804	3816	-12	-0.31
Gonorrhoea	7	1069	1261	-192	-15.23
Granuloma inguinale	0	0	0	0	0.00
Herpes simplex (genital)	5	690	657	33	5.02
HIV	1	208	292	-84	-28.77
Lymphogranuloma venereum	0	8	9	-1	-11.11
Syphilis (early infectious)	5	459	333	126	37.84
Trichomoniasis	1	18	19	-1	-5.26
Total	107	6,256	6,387	-131	-2.05



Table 2: HIV & Sexually Transmitted Infections by HSE area* for week 31, 2021

	E	M	MW	NE	NW	S	SE	W	Weekly total
Chlamydia trachomatis infection	31	3	8	6	8	21	2	9	88
Gonorrhoea	2	0	1	1	0	2	0	1	7
Herpes simplex (genital)	2	0	0	1	0	1	0	1	5
HIV	1	0	0	0	0	0	0	0	1
Syphilis (early infectious)	3	0	0	1	0	1	0	0	5
Trichomoniasis	0	0	1	0	0	0	0	0	1
Total	39	3	10	9	8	25	2	11	107

Table 3: HIV & Sexually Transmitted Infections by HSE area*: annual cumulative figures week 1 - week 31, 2021

	E	M	MW	NE	NW	S	SE	W	Annual total, 2021
Chlamydia trachomatis infection	1994	91	271	190	162	441	312	343	3804
Gonorrhoea	836	10	28	25	12	81	41	36	1069
Herpes simplex (genital)	399	18	29	35	13	73	60	63	690
HIV	150	4	11	9	1	13	6	14	208
Lymphogranuloma venereum	6	0	0	1	0	1	0	0	8
Syphilis (early infectious)	364	6	16	13	7	37	4	12	459
Trichomoniasis	5	0	9	0	0	1	2	1	18
Cumulative total this year	3754	129	364	273	195	647	425	469	6256

* See note 4 on page 8



Table 4: HIV & Sexually Transmitted Infections by age group for week 31, 2021

	0-14 yrs	15-19 yrs	20-24 yrs	25-29 yrs	30-34 yrs	35-39 yrs	40-44 yrs	45-49 yrs	50-59 yrs	60+ yrs	Unkno wn	Weekly total
Chlamydia trachomatis infection	0	11	43	16	8	7	3	0	0	0	0	88
Gonorrhoea	0	0	2	2	1	0	0	0	1	1	0	7
Herpes simplex (genital)	0	0	2	2	0	0	0	0	1	0	0	5
HIV	0	0	0	0	0	1	0	0	0	0	0	1
Syphilis (early infectious)	0	0	1	1	0	2	0	0	1	0	0	5
Trichomoniasis	0	0	0	0	0	0	0	1	0	0	0	1
Weekly Total	0	11	48	21	9	10	3	1	3	1	0	107

Table 5: HIV & Sexually Transmitted Infections by age group: annual cumulative figures week 1 - week 31, 2021

	0-14 yrs	15-19 yrs	20-24 yrs	25-29 yrs	30-34 yrs	35-39 yrs	40-44 yrs	45-49 yrs	50-59 yrs	60+ yrs	Unkno wn	Annual total, 2021
Chlamydia trachomatis infection	14	373	1484	870	524	236	145	76	63	18	1	3804
Gonorrhoea	1	41	175	251	261	149	84	51	42	14	0	1069
Herpes simplex (genital)	2	73	183	141	100	54	38	33	34	31	1	690
HIV	0	3	9	38	46	38	19	23	24	8	0	208
Lymphogranuloma venereum	0	0	0	2	3	0	1	2	0	0	0	8
Syphilis (early infectious)	1	7	39	81	118	72	54	30	46	11	0	459
Trichomoniasis	0	1	6	4	3	0	1	2	1	0	0	18
Cumulative total this year	18	498	1896	1387	1055	549	342	217	210	82	2	6256



Table 6: HIV & Sexually Transmitted Infections by gender for week 31, 2021

	Male	Female	Unknown	Not Specified	Weekly total
Chlamydia trachomatis infection	37	49	0	2	88
Gonorrhoea	6	1	0	0	7
Herpes simplex (genital)	0	5	0	0	5
HIV	1	0	0	0	1
Lymphogranuloma venereum	0	0	0	0	0
Syphilis (early infectious)	5	0	0	0	5
Trichomoniasis	0	1	0	0	1
Weekly Total	49	56	0	2	107

Table 7: HIV & Sexually Transmitted Infections by gender: annual cumulative figures week 1 - week 31, 2021

	Male	Female	Unknown	Not Specified	Annual total, 2021
Chlamydia trachomatis infection	1963	1800	20	21	3804
Gonorrhoea	949	117	3	0	1069
Herpes simplex (genital)	203	478	9	0	690
HIV	170	34	3	1	208
Lymphogranuloma venereum	8	0	0	0	8
Syphilis (early infectious)	422	36	1	0	459
Trichomoniasis	0	18	0	0	18
Cumulative total this year	3715	2483	36	22	6256



Table 8: HIV & Sexually Transmitted Infections by case classification for week 31, 2021

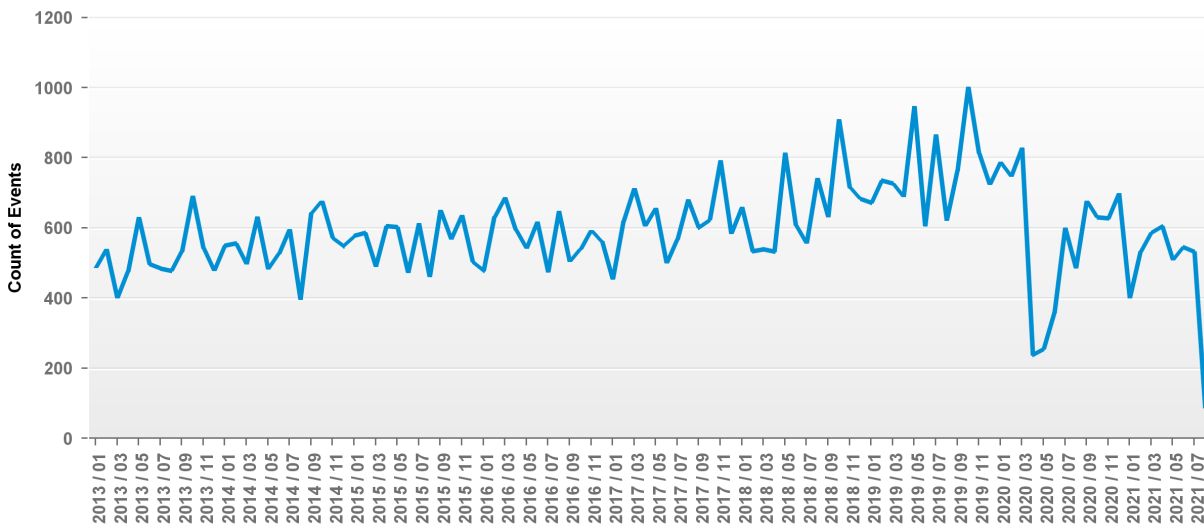
	Confirmed	Probable	Possible	Not Specified	Weekly total
Chlamydia trachomatis infection	88	0	0	0	88
Gonorrhoea	7	0	0	0	7
Herpes simplex (genital)	5	0	0	0	5
HIV	1	0	0	0	1
Lymphogranuloma venereum	0	0	0	0	0
Syphilis (early infectious)	5	0	0	0	5
Trichomoniasis	1	0	0	0	1
Weekly Total	107	0	0	0	107

Table 9: HIV & Sexually Transmitted Infections by case classification: annual cumulative figures week 1 - week 31, 2021

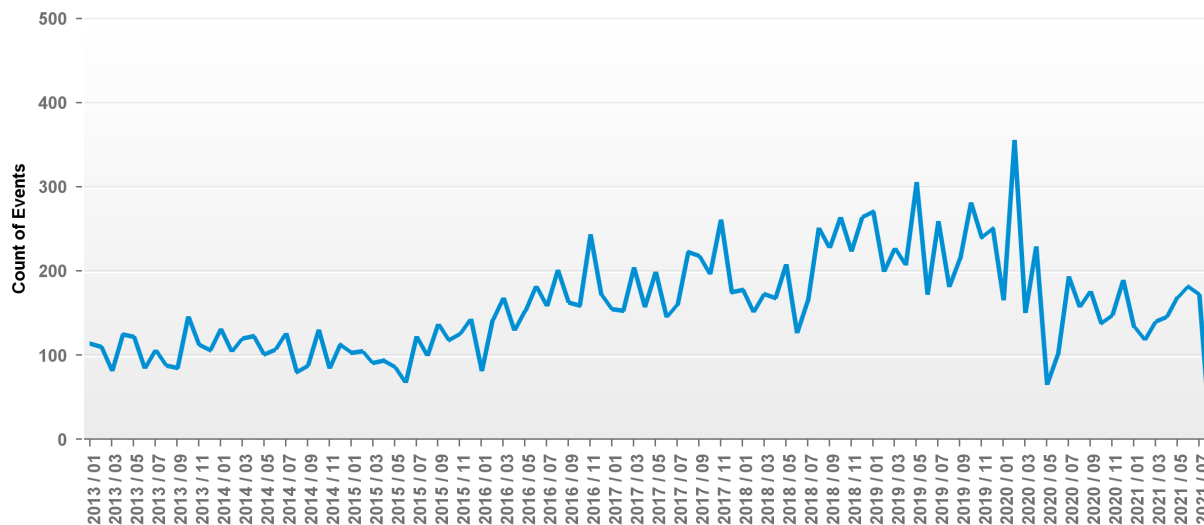
	Confirmed	Probable	Possible	Not Specified	Annual total, 2021
Chlamydia trachomatis infection	3804	0	0	0	3804
Gonorrhoea	1069	0	0	0	1069
Herpes simplex (genital)	689	1	0	0	690
HIV	208	0	0	0	208
Lymphogranuloma venereum	7	1	0	0	8
Syphilis (early infectious)	454	5	0	0	459
Trichomoniasis	18	0	0	0	18
Cumulative total this year	6249	7	0	0	6256



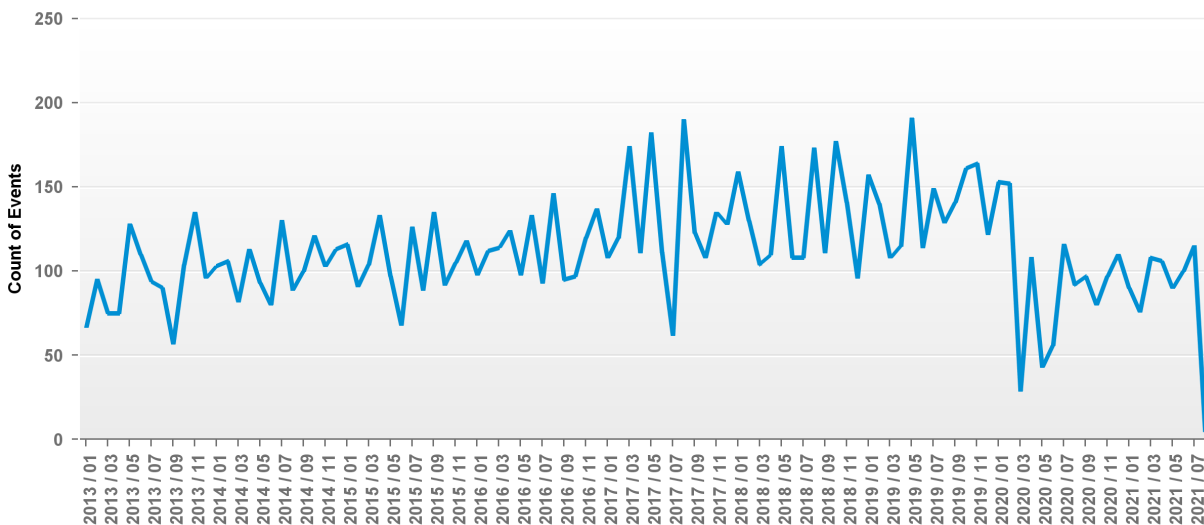
Graph 1: Chlamydia notifications by month, week 1, 2013 - week 31, 2021



Graph 2 : Gonorrhoea notifications by month, week 1, 2013 - week 31, 2021

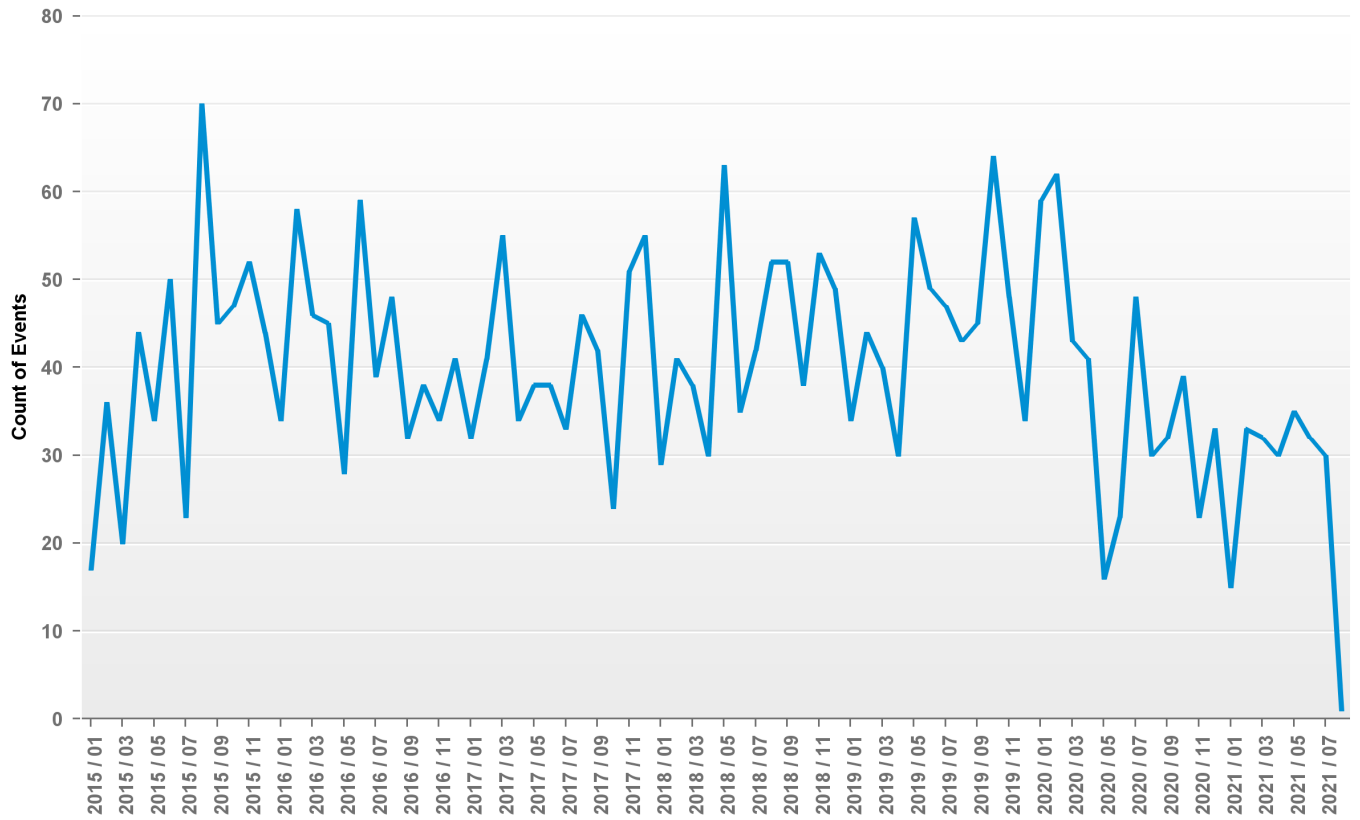


Graph 3: Herpes simplex (genital) notifications by month, week 1, 2013 - week 31, 2021

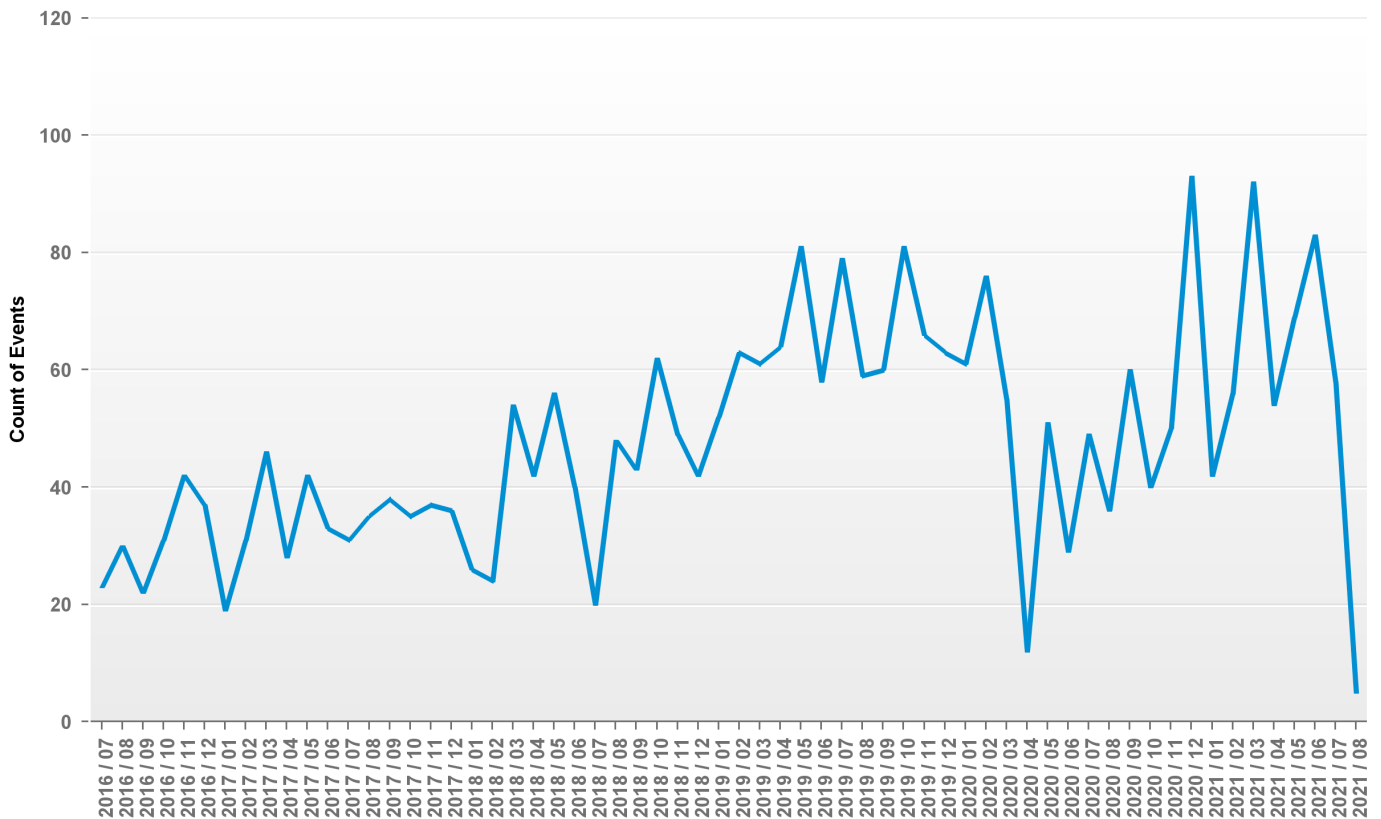




Graph 4: HIV notifications by month, week 1, 2015 - week 31, 2021



Graph 5: Syphilis notifications by month, week 27, 2016 - week 31, 2021





Guidance notes

1. This report contains data on notifiable STIs (excluding Ano-Genital Warts (AGW) and Non-Specific Urethritis (NSU)), and HIV reported weekly to Departments of Public Health from clinical or laboratory sources. Data included in this report are based on the date the information is entered into/authorised on CIDR by Public Health.

2. Data for this report are provisional and were extracted from CIDR on 11 August 2021, and were correct at the time that data were extracted. Information from previous years is updated on an ongoing basis in CIDR, therefore data in this report may be updated in future reports.

3. Aggregate data on AGW and NSU are reported to HPSC on a quarterly basis from Departments of Public Health and are reported in the annual STI reports.

4. The counties covered by each HSE area are as follows:
HSE East (E): Dublin, Kildare & Wicklow;
HSE Midlands (M): Laois, Longford, Offaly & Westmeath;
HSE Midwest (MW): Clare, Limerick & N. Tipperary;
HSE Northeast (NE): Cavan, Louth, Meath & Monaghan;
HSE Northwest (NW): Donegal, Leitrim & Sligo;
HSE South (S): Kerry & Cork;
HSE Southeast (SE): Carlow, Kilkenny, S. Tipperary, Waterford & Wexford;
HSE West (W): Galway, Mayo & Roscommon.

5. The Irish case definition for syphilis changed on 1st January, 2014 and from this date, syphilis notifications include early (infectious) syphilis only. Direct comparison of 2014 syphilis notification data with notification data for previous years (which includes non-infectious cases) is not valid. In July, 2016, the laboratory criteria were updated and since January, 2019, symptomatic cases which do not meet the laboratory criteria are notifiable as probable cases.

6. Case definitions for HIV and STIs are available on the HPSC website at <https://www.hpsc.ie/notifiablediseases/casedefinitions/>