

HPSC - Weekly HIV & STI Report



Statutory Notifications of HIV and STIs reported in Ireland via the Computerised Infectious Disease Reporting (CIDR) system for:

Week 18, 2021

(Notification Period: 02/05/2021 - 08/05/2021)

Data are Provisional

Report produced by the Health Protection Surveillance Centre on 12/05/2021

More detailed annual reports on HIV and STIs in Ireland are available on the HPSC website at <https://www.hpsc.ie>



Table 1: Summary of HIV and Sexually Transmitted Infections reported for week 18, 2021

Disease	Week Ending	2021	2020	Increase/Decrease	
	08/05/2021	Week 1 - 18	Week 1 - 18	n	%
Chancroid	0	0	0	0	0.00
Chlamydia trachomatis infection	144	2247	2602	-355	-13.64
Gonorrhoea	16	555	901	-346	-38.40
Granuloma inguinale	0	0	0	0	0.00
Herpes simplex (genital)	17	396	442	-46	-10.41
HIV	5	113	205	-92	-44.88
Lymphogranuloma venereum	0	3	9	-6	-66.67
Syphilis (early infectious)	2	245	194	51	26.29
Trichomoniasis	0	12	13	-1	-7.69
Total	184	3,571	4,366	-795	-18.21



Table 2: HIV & Sexually Transmitted Infections by HSE area* for week 18, 2021

	E	M	MW	NE	NW	S	SE	W	Weekly total
Chlamydia trachomatis infection	75	5	8	6	3	25	10	12	144
Gonorrhoea	13	0	1	0	0	1	1	0	16
Herpes simplex (genital)	4	0	1	0	0	6	2	4	17
HIV	4	0	0	1	0	0	0	0	5
Syphilis (early infectious)	0	0	0	1	1	0	0	0	2
Total	96	5	10	8	4	32	13	16	184

Table 3: HIV & Sexually Transmitted Infections by HSE area*: annual cumulative figures week 1 - week 18, 2021

	E	M	MW	NE	NW	S	SE	W	Annual total, 2021
Chlamydia trachomatis infection	1122	57	170	110	101	273	193	221	2247
Gonorrhoea	434	5	8	15	9	37	26	21	555
Herpes simplex (genital)	214	10	17	22	9	45	36	43	396
HIV	82	2	6	6	0	7	4	6	113
Lymphogranuloma venereum	1	0	0	1	0	1	0	0	3
Syphilis (early infectious)	195	2	11	3	7	17	2	8	245
Trichomoniasis	4	0	5	0	0	0	2	1	12
Cumulative total this year	2052	76	217	157	126	380	263	300	3571

* See note 4 on page 8



Table 4: HIV & Sexually Transmitted Infections by age group for week 18, 2021

	0-14 yrs	15-19 yrs	20-24 yrs	25-29 yrs	30-34 yrs	35-39 yrs	40-44 yrs	45-49 yrs	50-59 yrs	60+ yrs	Unkno wn	Weekly total
Chlamydia trachomatis infection	0	13	52	37	23	8	6	2	2	1	0	144
Gonorrhoea	0	0	1	5	5	1	2	0	1	1	0	16
Herpes simplex (genital)	0	2	7	2	2	2	1	1	0	0	0	17
HIV	0	0	0	2	0	0	1	2	0	0	0	5
Syphilis (early infectious)	0	0	0	0	1	0	0	1	0	0	0	2
Weekly Total	0	15	60	46	31	11	10	6	3	2	0	184

Table 5: HIV & Sexually Transmitted Infections by age group: annual cumulative figures week 1 - week 18, 2021

	0-14 yrs	15-19 yrs	20-24 yrs	25-29 yrs	30-34 yrs	35-39 yrs	40-44 yrs	45-49 yrs	50-59 yrs	60+ yrs	Unkno wn	Annual total, 2021
Chlamydia trachomatis infection	10	224	921	507	295	120	86	38	34	11	1	2247
Gonorrhoea	1	25	96	139	118	78	45	25	21	7	0	555
Herpes simplex (genital)	2	40	102	82	55	36	25	19	18	16	1	396
HIV	0	1	8	28	21	23	7	10	9	6	0	113
Lymphogranuloma venereum	0	0	0	0	1	0	1	1	0	0	0	3
Syphilis (early infectious)	0	3	21	48	55	37	31	15	26	9	0	245
Trichomoniasis	0	1	3	3	3	0	1	1	0	0	0	12
Cumulative total this year	13	294	1151	807	548	294	196	109	108	49	2	3571



Table 6: HIV & Sexually Transmitted Infections by gender for week 18, 2021

	Male	Female	Unknown	Not Specified	Weekly total
Chlamydia trachomatis infection	85	59	0	0	144
Gonorrhoea	16	0	0	0	16
Herpes simplex (genital)	4	13	0	0	17
HIV	4	1	0	0	5
Lymphogranuloma venereum	0	0	0	0	0
Syphilis (early infectious)	2	0	0	0	2
Trichomoniasis	0	0	0	0	0
Weekly Total	111	73	0	0	184

Table 7: HIV & Sexually Transmitted Infections by gender: annual cumulative figures week 1 - week 18, 2021

	Male	Female	Unknown	Not Specified	Annual total, 2021
Chlamydia trachomatis infection	1147	1083	7	10	2247
Gonorrhoea	478	77	0	0	555
Herpes simplex (genital)	120	272	4	0	396
HIV	95	18	0	0	113
Lymphogranuloma venereum	3	0	0	0	3
Syphilis (early infectious)	223	22	0	0	245
Trichomoniasis	0	12	0	0	12
Cumulative total this year	2066	1484	11	10	3571



Table 8: HIV & Sexually Transmitted Infections by case classification for week 18, 2021

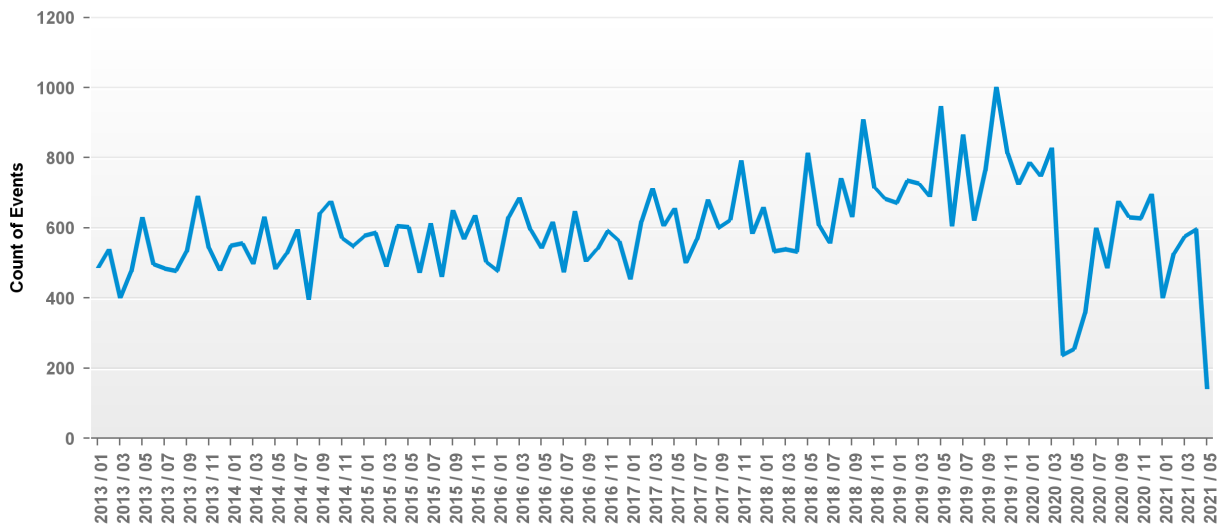
	Confirmed	Probable	Possible	Not Specified	Weekly total
Chlamydia trachomatis infection	144	0	0	0	144
Gonorrhoea	16	0	0	0	16
Herpes simplex (genital)	17	0	0	0	17
HIV	5	0	0	0	5
Lymphogranuloma venereum	0	0	0	0	0
Syphilis (early infectious)	2	0	0	0	2
Trichomoniasis	0	0	0	0	0
Weekly Total	184	0	0	0	184

Table 9: HIV & Sexually Transmitted Infections by case classification: annual cumulative figures week 1 - week 18, 2021

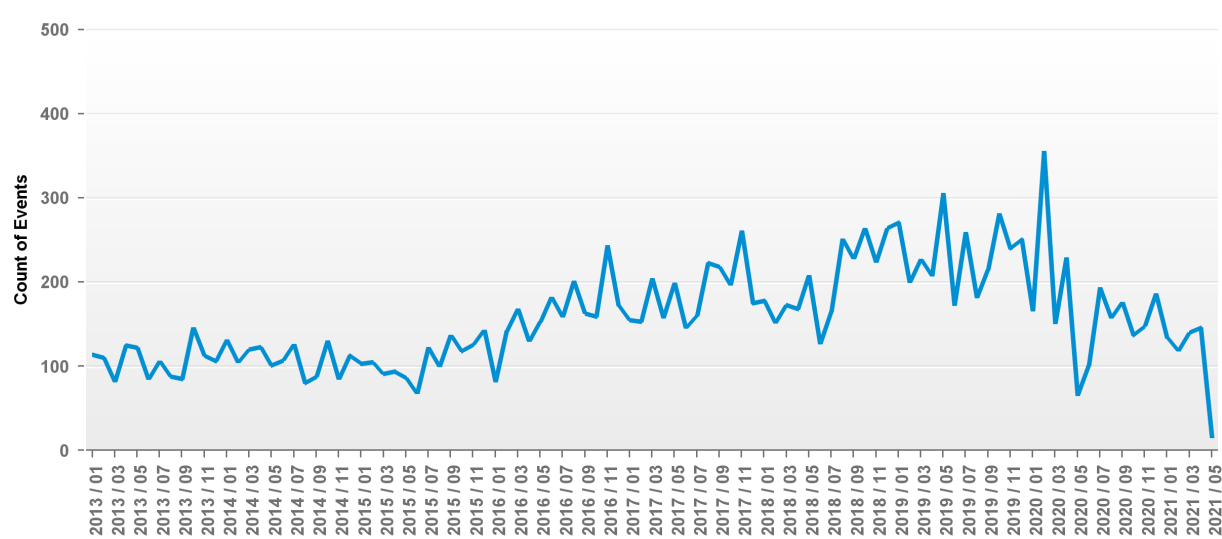
	Confirmed	Probable	Possible	Not Specified	Annual total, 2021
Chlamydia trachomatis infection	2247	0	0	0	2247
Gonorrhoea	555	0	0	0	555
Herpes simplex (genital)	395	1	0	0	396
HIV	113	0	0	0	113
Lymphogranuloma venereum	2	1	0	0	3
Syphilis (early infectious)	244	1	0	0	245
Trichomoniasis	12	0	0	0	12
Cumulative total this year	3568	3	0	0	3571



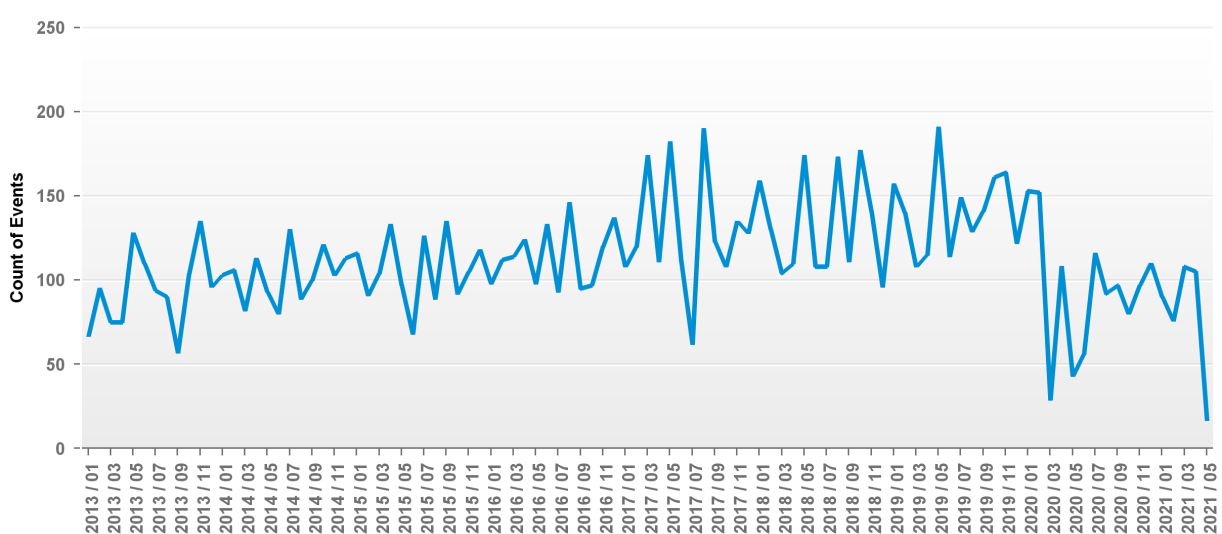
Graph 1: Chlamydia notifications by month, week 1, 2013 - week 18, 2021



Graph 2 : Gonorrhoea notifications by month, week 1, 2013 - week 18, 2021

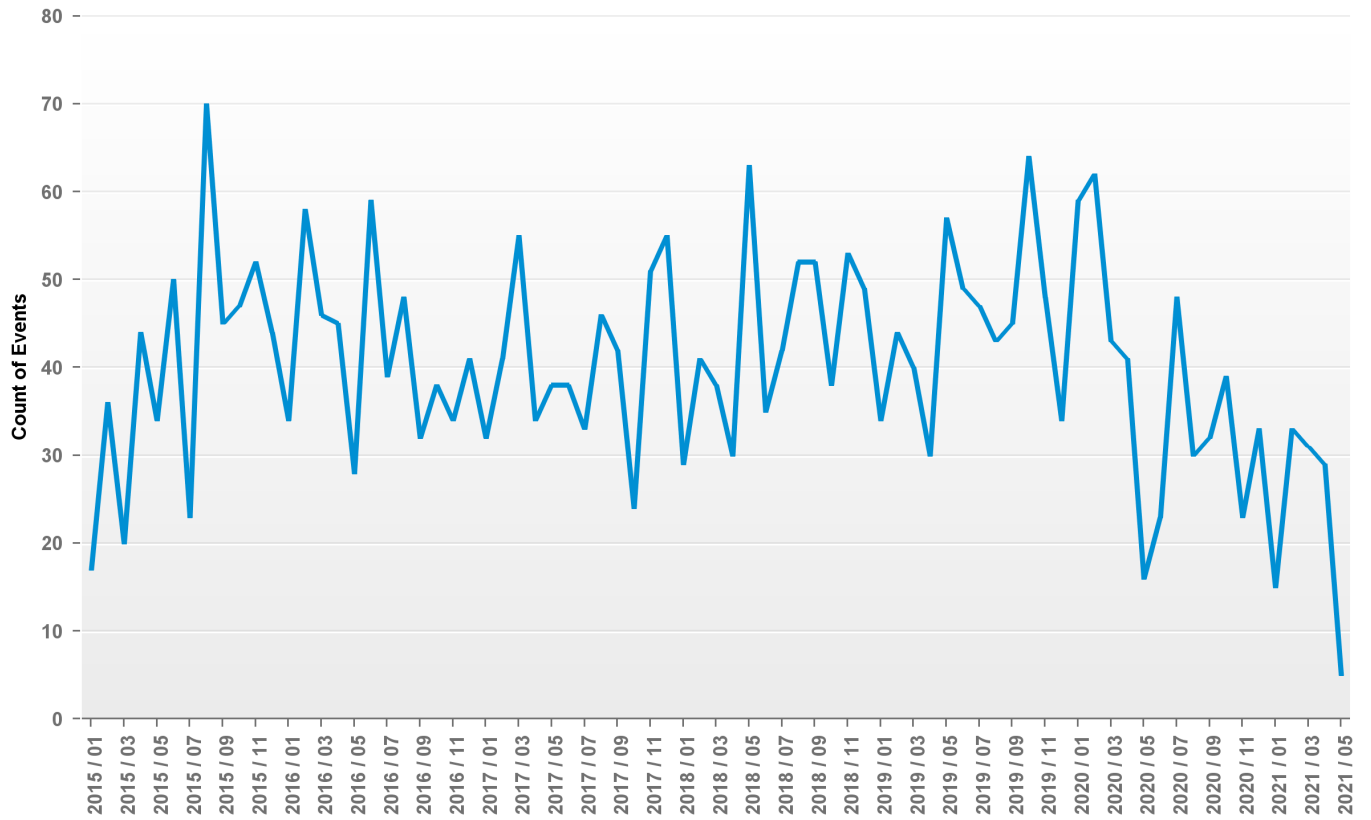


Graph 3: Herpes simplex (genital) notifications by month, week 1, 2013 - week 18, 2021

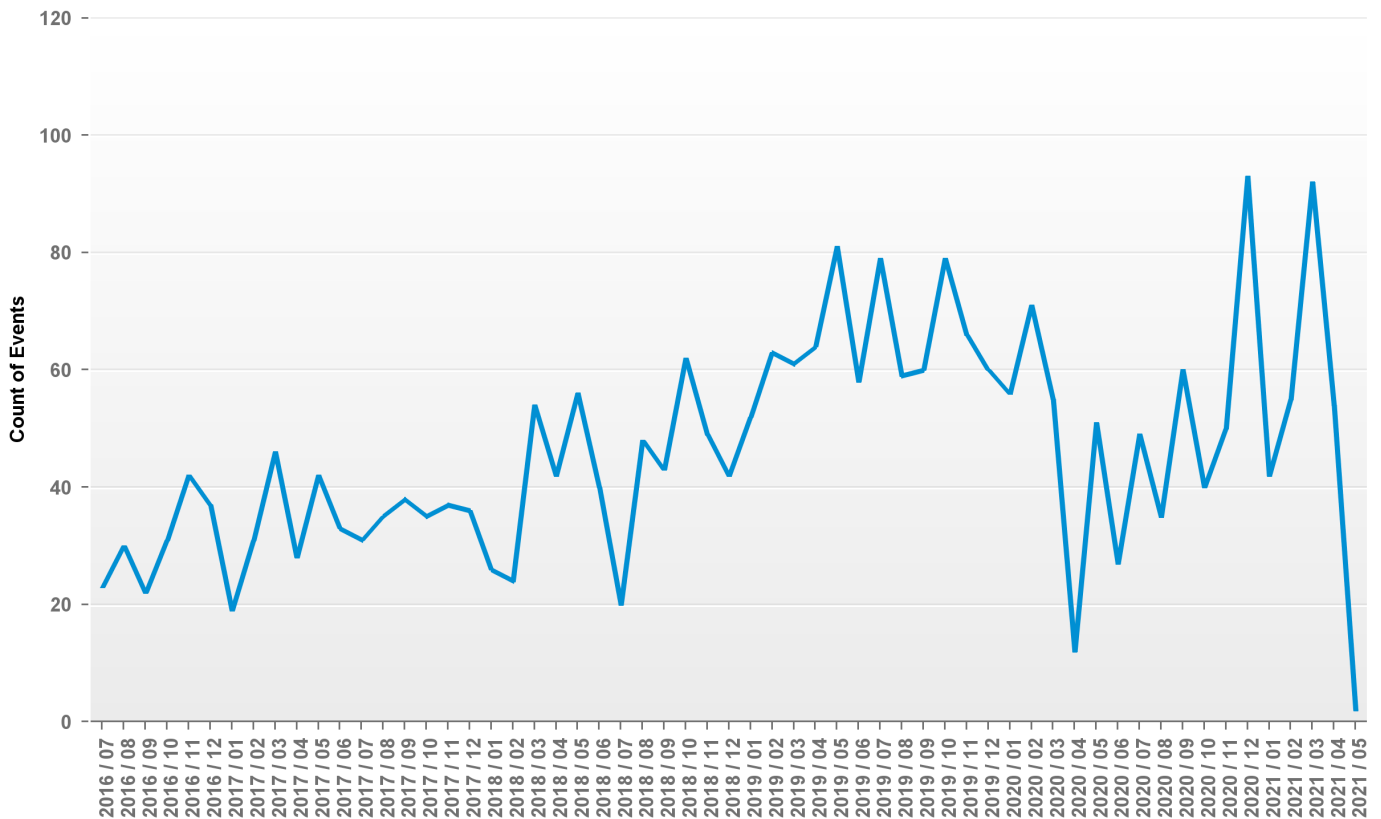




Graph 4: HIV notifications by month, week 1, 2015 - week 18, 2021



Graph 5: Syphilis notifications by month, week 27, 2016 - week 18, 2021





Guidance notes

1. This report contains data on notifiable STIs (excluding Ano-Genital Warts (AGW) and Non-Specific Urethritis (NSU)), and HIV reported weekly to Departments of Public Health from clinical or laboratory sources. Data included in this report are based on the date the information is entered into/authorised on CIDR by Public Health.

2. Data for this report are provisional and were extracted from CIDR on 12 May 2021, and were correct at the time that data were extracted. Information from previous years is updated on an ongoing basis in CIDR, therefore data in this report may be updated in future reports.

3. Aggregate data on AGW and NSU are reported to HPSC on a quarterly basis from Departments of Public Health and are reported in the annual STI reports.

4. The counties covered by each HSE area are as follows:
HSE East (E): Dublin, Kildare & Wicklow;
HSE Midlands (M): Laois, Longford, Offaly & Westmeath;
HSE Midwest (MW): Clare, Limerick & N. Tipperary;
HSE Northeast (NE): Cavan, Louth, Meath & Monaghan;
HSE Northwest (NW): Donegal, Leitrim & Sligo;
HSE South (S): Kerry & Cork;
HSE Southeast (SE): Carlow, Kilkenny, S. Tipperary, Waterford & Wexford;
HSE West (W): Galway, Mayo & Roscommon.

5. The Irish case definition for syphilis changed on 1st January, 2014 and from this date, syphilis notifications include early (infectious) syphilis only. Direct comparison of 2014 syphilis notification data with notification data for previous years (which includes non-infectious cases) is not valid. In July, 2016, the laboratory criteria were updated and since January, 2019, symptomatic cases which do not meet the laboratory criteria are notifiable as probable cases.

6. Case definitions for HIV and STIs are available on the HPSC website at <https://www.hpsc.ie/notifiablediseases/casedefinitions/>