

HPSC - Weekly HIV & STI Report



Statutory Notifications of HIV and STIs reported in Ireland via the Computerised Infectious Disease Reporting (CIDR) system for:

Week 17, 2021

(Notification Period: 25/04/2021 - 01/05/2021)

Data are Provisional

Report produced by the Health Protection Surveillance Centre on 05/05/2021

More detailed annual reports on HIV and STIs in Ireland are available on the HPSC website at <https://www.hpsc.ie>



Table 1: Summary of HIV and Sexually Transmitted Infections reported for week 17, 2021

Disease	Week Ending	2021	2020	Increase/Decrease	
	01/05/2021	Week 1 - 17	Week 1 - 17	n	%
Chancroid	0	0	0	0	0.00
Chlamydia trachomatis infection	138	2103	2558	-455	-17.79
Gonorrhoea	46	539	894	-355	-39.71
Granuloma inguinale	0	0	0	0	0.00
Herpes simplex (genital)	35	379	432	-53	-12.27
HIV	6	108	199	-91	-45.73
Lymphogranuloma venereum	0	3	9	-6	-66.67
Syphilis (early infectious)	15	243	191	52	27.23
Trichomoniasis	0	12	13	-1	-7.69
Total	240	3,387	4,296	-909	-21.16



Table 2: HIV & Sexually Transmitted Infections by HSE area* for week 17, 2021

	E	M	MW	NE	NW	S	SE	W	Weekly total
Chlamydia trachomatis infection	56	4	12	19	3	17	12	15	138
Gonorrhoea	41	0	0	1	0	3	1	0	46
Herpes simplex (genital)	24	0	1	1	0	3	2	4	35
HIV	4	0	1	0	0	0	1	0	6
Syphilis (early infectious)	15	0	0	0	0	0	0	0	15
Total	140	4	14	21	3	23	16	19	240

Table 3: HIV & Sexually Transmitted Infections by HSE area*: annual cumulative figures week 1 - week 17, 2021

	E	M	MW	NE	NW	S	SE	W	Annual total, 2021
Chlamydia trachomatis infection	1047	52	162	104	98	248	183	209	2103
Gonorrhoea	421	5	7	15	9	36	25	21	539
Herpes simplex (genital)	210	10	16	22	9	39	34	39	379
HIV	78	2	6	5	0	7	4	6	108
Lymphogranuloma venereum	1	0	0	1	0	1	0	0	3
Syphilis (early infectious)	195	2	11	2	6	17	2	8	243
Trichomoniasis	4	0	5	0	0	0	2	1	12
Cumulative total this year	1956	71	207	149	122	348	250	284	3387

* See note 4 on page 8



Table 4: HIV & Sexually Transmitted Infections by age group for week 17, 2021

	0-14 yrs	15-19 yrs	20-24 yrs	25-29 yrs	30-34 yrs	35-39 yrs	40-44 yrs	45-49 yrs	50-59 yrs	60+ yrs	Unkno wn	Weekly total
Chlamydia trachomatis infection	1	10	59	31	18	4	9	3	2	1	0	138
Gonorrhoea	0	0	9	12	11	6	4	3	0	1	0	46
Herpes simplex (genital)	0	1	10	8	4	4	5	0	2	1	0	35
HIV	0	0	0	1	2	2	0	0	0	1	0	6
Syphilis (early infectious)	0	0	2	2	4	4	1	1	1	0	0	15
Weekly Total	1	11	80	54	39	20	19	7	5	4	0	240

Table 5: HIV & Sexually Transmitted Infections by age group: annual cumulative figures week 1 - week 17, 2021

	0-14 yrs	15-19 yrs	20-24 yrs	25-29 yrs	30-34 yrs	35-39 yrs	40-44 yrs	45-49 yrs	50-59 yrs	60+ yrs	Unkno wn	Annual total, 2021
Chlamydia trachomatis infection	10	211	869	470	272	112	80	36	32	10	1	2103
Gonorrhoea	1	25	95	134	113	77	43	25	20	6	0	539
Herpes simplex (genital)	2	38	95	80	53	34	24	18	18	16	1	379
HIV	0	1	8	26	21	23	6	8	9	6	0	108
Lymphogranuloma venereum	0	0	0	0	1	0	1	1	0	0	0	3
Syphilis (early infectious)	0	3	21	48	54	37	31	14	26	9	0	243
Trichomoniasis	0	1	3	3	3	0	1	1	0	0	0	12
Cumulative total this year	13	279	1091	761	517	283	186	103	105	47	2	3387



Table 6: HIV & Sexually Transmitted Infections by gender for week 17, 2021

	Male	Female	Unknown	Not Specified	Weekly total
Chlamydia trachomatis infection	63	69	3	3	138
Gonorrhoea	43	3	0	0	46
Herpes simplex (genital)	5	30	0	0	35
HIV	5	1	0	0	6
Lymphogranuloma venereum	0	0	0	0	0
Syphilis (early infectious)	13	2	0	0	15
Trichomoniasis	0	0	0	0	0
Weekly Total	129	105	3	3	240

Table 7: HIV & Sexually Transmitted Infections by gender: annual cumulative figures week 1 - week 17, 2021

	Male	Female	Unknown	Not Specified	Annual total, 2021
Chlamydia trachomatis infection	1062	1024	7	10	2103
Gonorrhoea	462	77	0	0	539
Herpes simplex (genital)	116	259	4	0	379
HIV	91	17	0	0	108
Lymphogranuloma venereum	3	0	0	0	3
Syphilis (early infectious)	221	22	0	0	243
Trichomoniasis	0	12	0	0	12
Cumulative total this year	1955	1411	11	10	3387



Table 8: HIV & Sexually Transmitted Infections by case classification for week 17, 2021

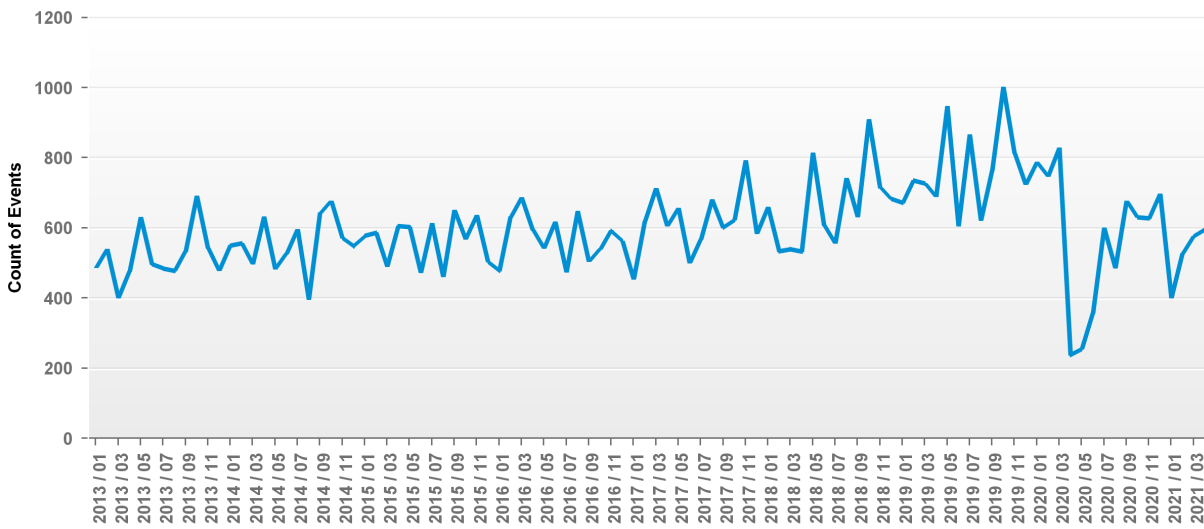
	Confirmed	Probable	Possible	Not Specified	Weekly total
Chlamydia trachomatis infection	138	0	0	0	138
Gonorrhoea	46	0	0	0	46
Herpes simplex (genital)	35	0	0	0	35
HIV	6	0	0	0	6
Lymphogranuloma venereum	0	0	0	0	0
Syphilis (early infectious)	15	0	0	0	15
Trichomoniasis	0	0	0	0	0
Weekly Total	240	0	0	0	240

Table 9: HIV & Sexually Transmitted Infections by case classification: annual cumulative figures week 1 - week 17, 2021

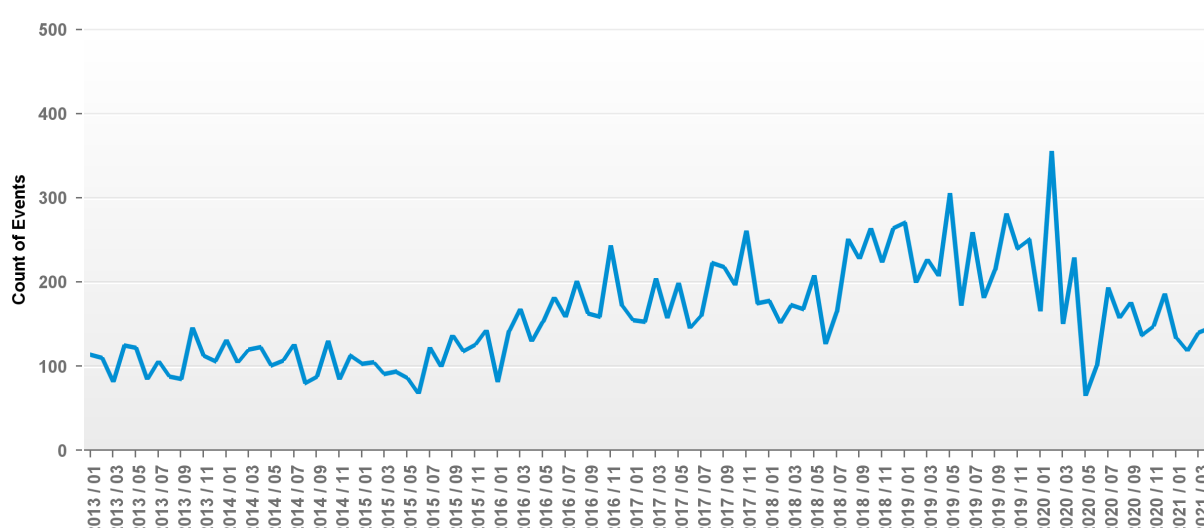
	Confirmed	Probable	Possible	Not Specified	Annual total, 2021
Chlamydia trachomatis infection	2103	0	0	0	2103
Gonorrhoea	539	0	0	0	539
Herpes simplex (genital)	378	1	0	0	379
HIV	108	0	0	0	108
Lymphogranuloma venereum	2	1	0	0	3
Syphilis (early infectious)	242	1	0	0	243
Trichomoniasis	12	0	0	0	12
Cumulative total this year	3384	3	0	0	3387



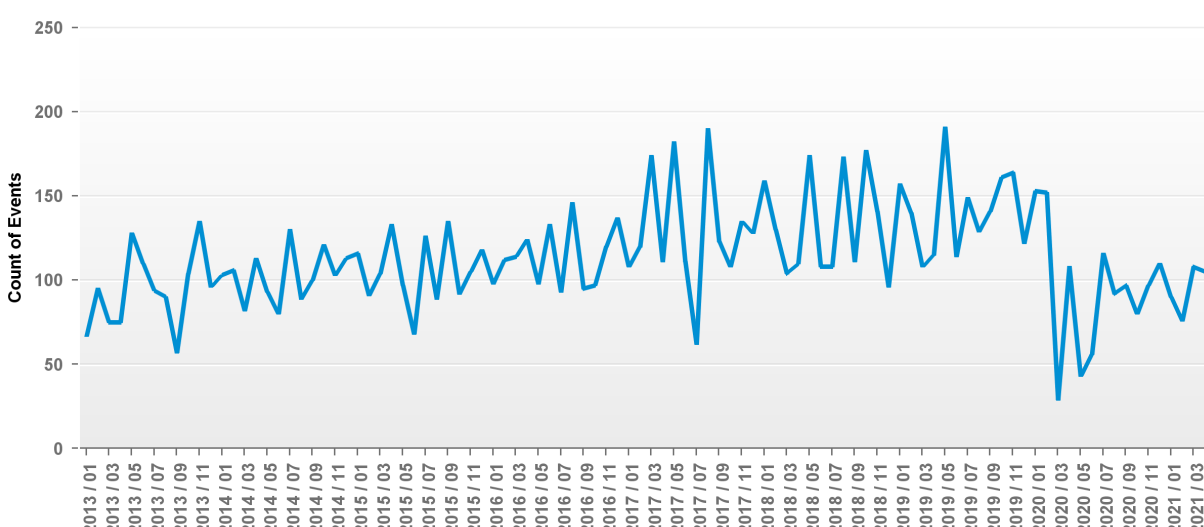
Graph 1: Chlamydia notifications by month, week 1, 2013 - week 17, 2021



Graph 2 : Gonorrhoea notifications by month, week 1, 2013 - week 17, 2021

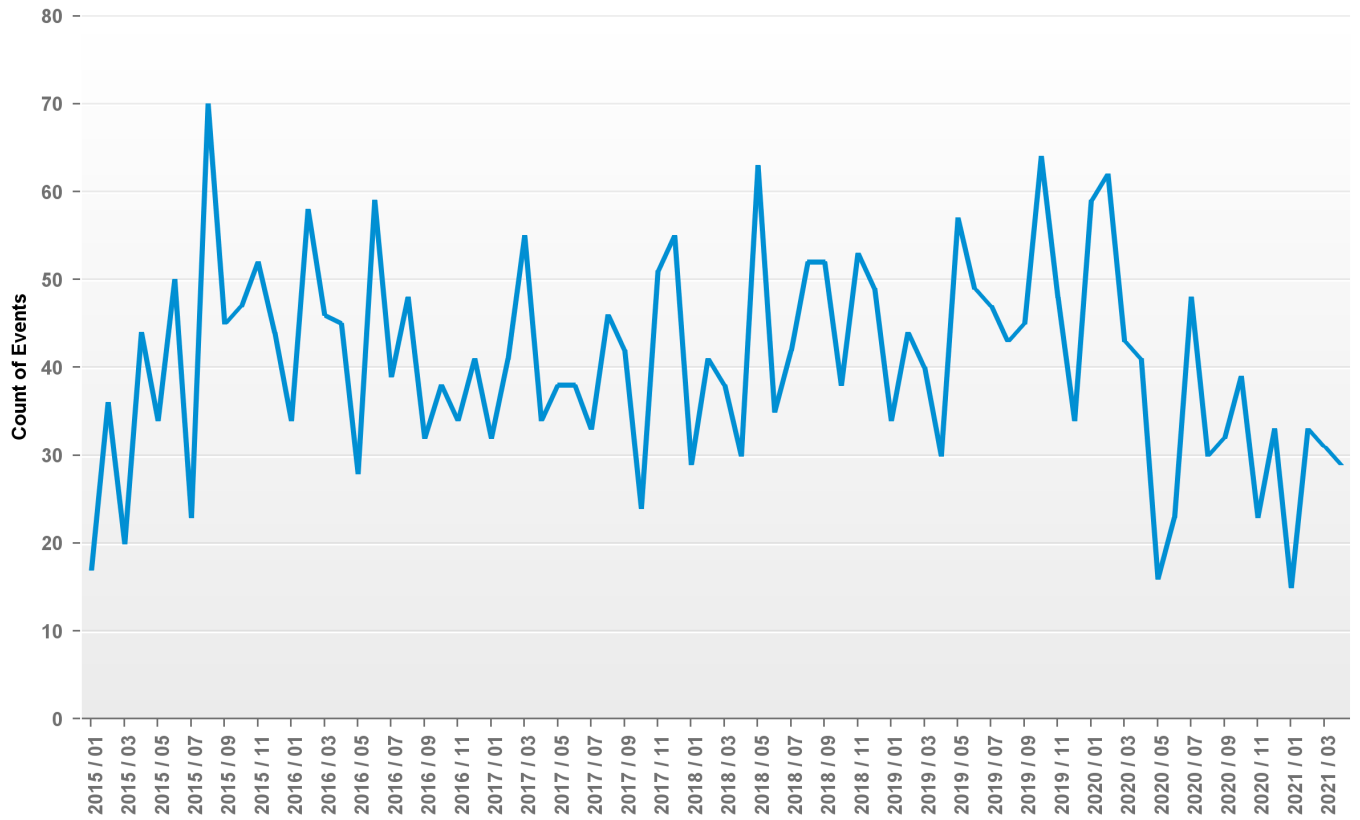


Graph 3: Herpes simplex (genital) notifications by month, week 1, 2013 - week 17, 2021

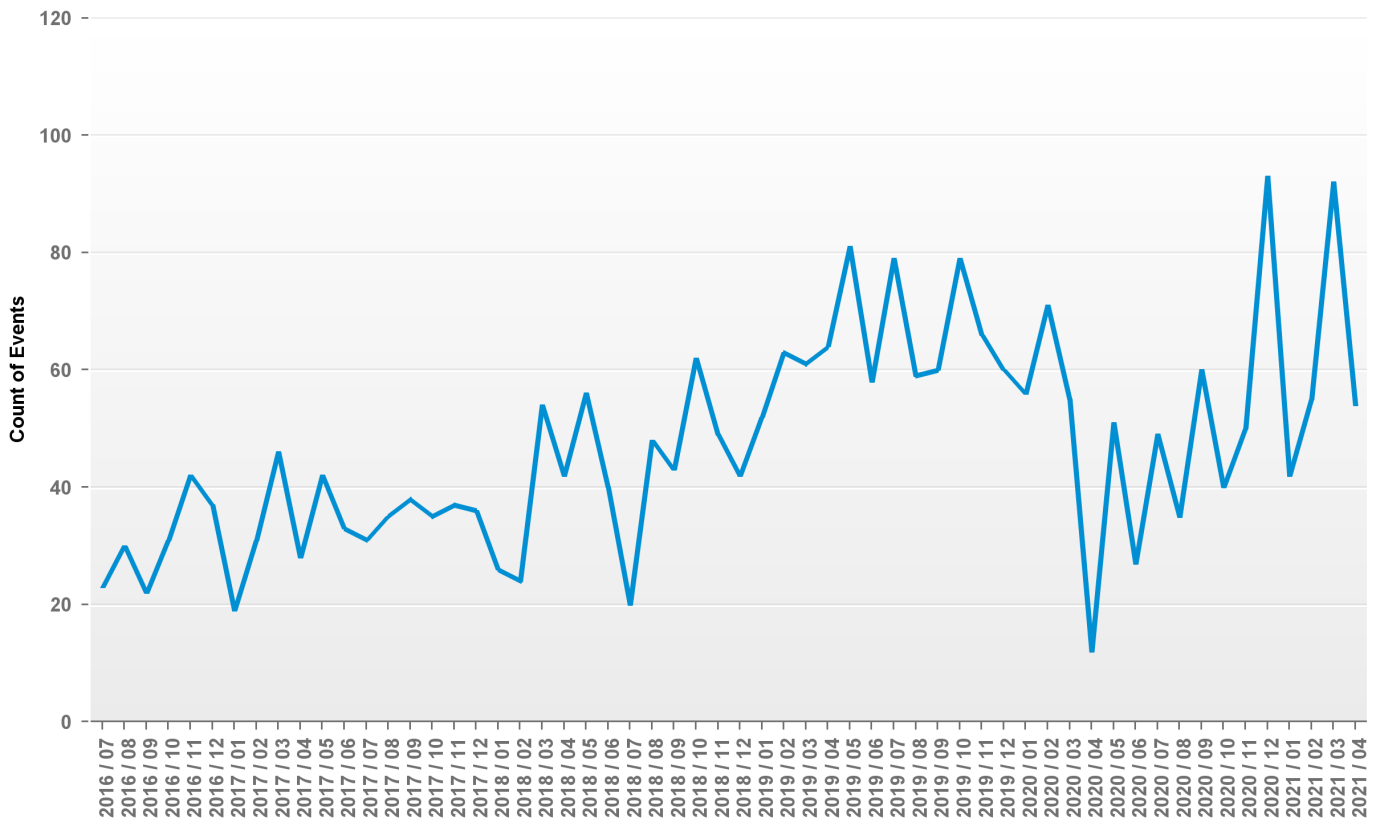




Graph 4: HIV notifications by month, week 1, 2015 - week 17, 2021



Graph 5: Syphilis notifications by month, week 27, 2016 - week 17, 2021





Guidance notes

1. This report contains data on notifiable STIs (excluding Ano-Genital Warts (AGW) and Non-Specific Urethritis (NSU)), and HIV reported weekly to Departments of Public Health from clinical or laboratory sources. Data included in this report are based on the date the information is entered into/authorised on CIDR by Public Health.

2. Data for this report are provisional and were extracted from CIDR on 05 May 2021, and were correct at the time that data were extracted. Information from previous years is updated on an ongoing basis in CIDR, therefore data in this report may be updated in future reports.

3. Aggregate data on AGW and NSU are reported to HPSC on a quarterly basis from Departments of Public Health and are reported in the annual STI reports.

4. The counties covered by each HSE area are as follows:
HSE East (E): Dublin, Kildare & Wicklow;
HSE Midlands (M): Laois, Longford, Offaly & Westmeath;
HSE Midwest (MW): Clare, Limerick & N. Tipperary;
HSE Northeast (NE): Cavan, Louth, Meath & Monaghan;
HSE Northwest (NW): Donegal, Leitrim & Sligo;
HSE South (S): Kerry & Cork;
HSE Southeast (SE): Carlow, Kilkenny, S. Tipperary, Waterford & Wexford;
HSE West (W): Galway, Mayo & Roscommon.

5. The Irish case definition for syphilis changed on 1st January, 2014 and from this date, syphilis notifications include early (infectious) syphilis only. Direct comparison of 2014 syphilis notification data with notification data for previous years (which includes non-infectious cases) is not valid. In July, 2016, the laboratory criteria were updated and since January, 2019, symptomatic cases which do not meet the laboratory criteria are notifiable as probable cases.

6. Case definitions for HIV and STIs are available on the HPSC website at <https://www.hpsc.ie/notifiablediseases/casedefinitions/>