

HPSC - Weekly HIV & STI Report



Statutory Notifications of HIV and STIs reported in Ireland via the Computerised Infectious Disease Reporting (CIDR) system for:

Week 16, 2021

(Notification Period: 18/04/2021 - 24/04/2021)

Data are Provisional

Report produced by the Health Protection Surveillance Centre on 28/04/2021

More detailed annual reports on HIV and STIs in Ireland are available on the HPSC website at <https://www.hpsc.ie>



Table 1: Summary of HIV and Sexually Transmitted Infections reported for week 16, 2021

Disease	Week Ending	2021	2020	Increase/Decrease	
	24/04/2021	Week 1 - 16	Week 1 - 16	n	%
Chancroid	0	0	0	0	0.00
Chlamydia trachomatis infection	156	1965	2505	-540	-21.56
Gonorrhoea	28	493	877	-384	-43.79
Granuloma inguinale	0	0	0	0	0.00
Herpes simplex (genital)	22	344	416	-72	-17.31
HIV	12	102	195	-93	-47.69
Lymphogranuloma venereum	0	3	9	-6	-66.67
Syphilis (early infectious)	15	228	186	42	22.58
Trichomoniasis	3	12	13	-1	-7.69
Total	236	3,147	4,201	-1,054	-25.09



Table 2: HIV & Sexually Transmitted Infections by HSE area* for week 16, 2021

	E	M	MW	NE	NW	S	SE	W	Weekly total
Chlamydia trachomatis infection	80	2	13	1	6	19	21	14	156
Gonorrhoea	22	0	0	2	0	4	0	0	28
Herpes simplex (genital)	6	0	2	3	2	3	2	4	22
HIV	9	0	1	0	0	1	0	1	12
Syphilis (early infectious)	13	0	1	0	0	0	0	1	15
Trichomoniasis	1	0	1	0	0	0	0	1	3
Total	131	2	18	6	8	27	23	21	236

Table 3: HIV & Sexually Transmitted Infections by HSE area*: annual cumulative figures week 1 - week 16, 2021

	E	M	MW	NE	NW	S	SE	W	Annual total, 2021
Chlamydia trachomatis infection	991	48	150	85	95	231	171	194	1965
Gonorrhoea	380	5	7	14	9	33	24	21	493
Herpes simplex (genital)	186	10	15	21	9	36	32	35	344
HIV	74	2	5	5	0	7	3	6	102
Lymphogranuloma venereum	1	0	0	1	0	1	0	0	3
Syphilis (early infectious)	180	2	11	2	6	17	2	8	228
Trichomoniasis	4	0	5	0	0	0	2	1	12
Cumulative total this year	1816	67	193	128	119	325	234	265	3147

* See note 4 on page 8



Table 4: HIV & Sexually Transmitted Infections by age group for week 16, 2021

	0-14 yrs	15-19 yrs	20-24 yrs	25-29 yrs	30-34 yrs	35-39 yrs	40-44 yrs	45-49 yrs	50-59 yrs	60+ yrs	Unkno wn	Weekly total
Chlamydia trachomatis infection	0	18	58	32	23	12	6	5	1	1	0	156
Gonorrhoea	0	0	3	3	6	6	5	3	2	0	0	28
Herpes simplex (genital)	0	2	5	4	5	2	0	2	1	1	0	22
HIV	0	0	1	2	3	2	0	2	2	0	0	12
Syphilis (early infectious)	0	0	1	0	5	5	1	0	1	2	0	15
Trichomoniasis	0	0	0	0	2	0	1	0	0	0	0	3
Weekly Total	0	20	68	41	44	27	13	12	7	4	0	236

Table 5: HIV & Sexually Transmitted Infections by age group: annual cumulative figures week 1 - week 16, 2021

	0-14 yrs	15-19 yrs	20-24 yrs	25-29 yrs	30-34 yrs	35-39 yrs	40-44 yrs	45-49 yrs	50-59 yrs	60+ yrs	Unkno wn	Annual total, 2021
Chlamydia trachomatis infection	9	201	810	439	254	108	71	33	30	9	1	1965
Gonorrhoea	1	25	86	122	102	71	39	22	20	5	0	493
Herpes simplex (genital)	2	37	85	72	49	30	19	18	16	15	1	344
HIV	0	1	8	25	19	21	6	8	9	5	0	102
Lymphogranuloma venereum	0	0	0	0	1	0	1	1	0	0	0	3
Syphilis (early infectious)	0	3	19	46	50	33	30	13	25	9	0	228
Trichomoniasis	0	1	3	3	3	0	1	1	0	0	0	12
Cumulative total this year	12	268	1011	707	478	263	167	96	100	43	2	3147



Table 6: HIV & Sexually Transmitted Infections by gender for week 16, 2021

	Male	Female	Unknown	Not Specified	Weekly total
Chlamydia trachomatis infection	79	75	1	1	156
Gonorrhoea	25	3	0	0	28
Herpes simplex (genital)	8	14	0	0	22
HIV	9	3	0	0	12
Lymphogranuloma venereum	0	0	0	0	0
Syphilis (early infectious)	14	1	0	0	15
Trichomoniasis	0	3	0	0	3
Weekly Total	135	99	1	1	236

Table 7: HIV & Sexually Transmitted Infections by gender: annual cumulative figures week 1 - week 16, 2021

	Male	Female	Unknown	Not Specified	Annual total, 2021
Chlamydia trachomatis infection	999	955	4	7	1965
Gonorrhoea	419	74	0	0	493
Herpes simplex (genital)	111	229	4	0	344
HIV	86	16	0	0	102
Lymphogranuloma venereum	3	0	0	0	3
Syphilis (early infectious)	208	20	0	0	228
Trichomoniasis	0	12	0	0	12
Cumulative total this year	1826	1306	8	7	3147

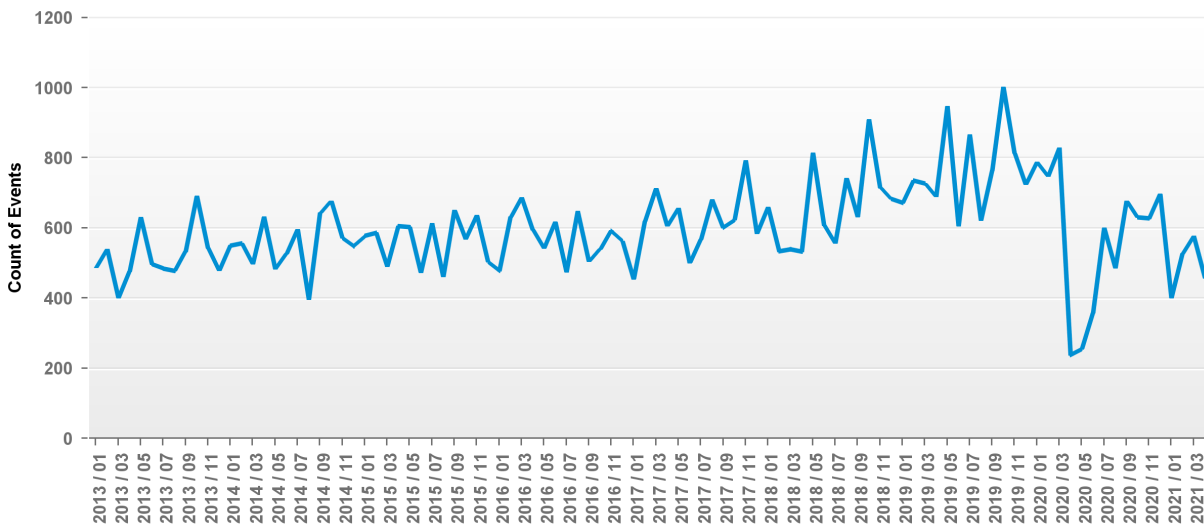
Table 8: HIV & Sexually Transmitted Infections by case classification for week 16, 2021

	Confirmed	Probable	Possible	Not Specified	Weekly total
Chlamydia trachomatis infection	156	0	0	0	156
Gonorrhoea	28	0	0	0	28
Herpes simplex (genital)	22	0	0	0	22
HIV	12	0	0	0	12
Lymphogranuloma venereum	0	0	0	0	0
Syphilis (early infectious)	14	1	0	0	15
Trichomoniasis	3	0	0	0	3
Weekly Total	235	1	0	0	236

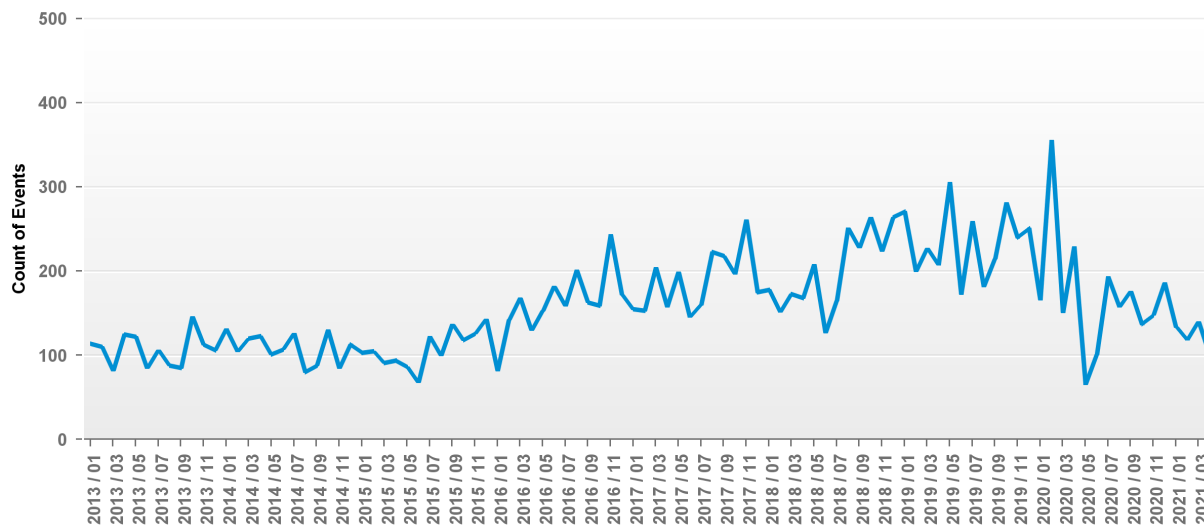
Table 9: HIV & Sexually Transmitted Infections by case classification: annual cumulative figures week 1 - week 16, 2021

	Confirmed	Probable	Possible	Not Specified	Annual total, 2021
Chlamydia trachomatis infection	1965	0	0	0	1965
Gonorrhoea	493	0	0	0	493
Herpes simplex (genital)	343	1	0	0	344
HIV	102	0	0	0	102
Lymphogranuloma venereum	2	1	0	0	3
Syphilis (early infectious)	227	1	0	0	228
Trichomoniasis	12	0	0	0	12
Cumulative total this year	3144	3	0	0	3147

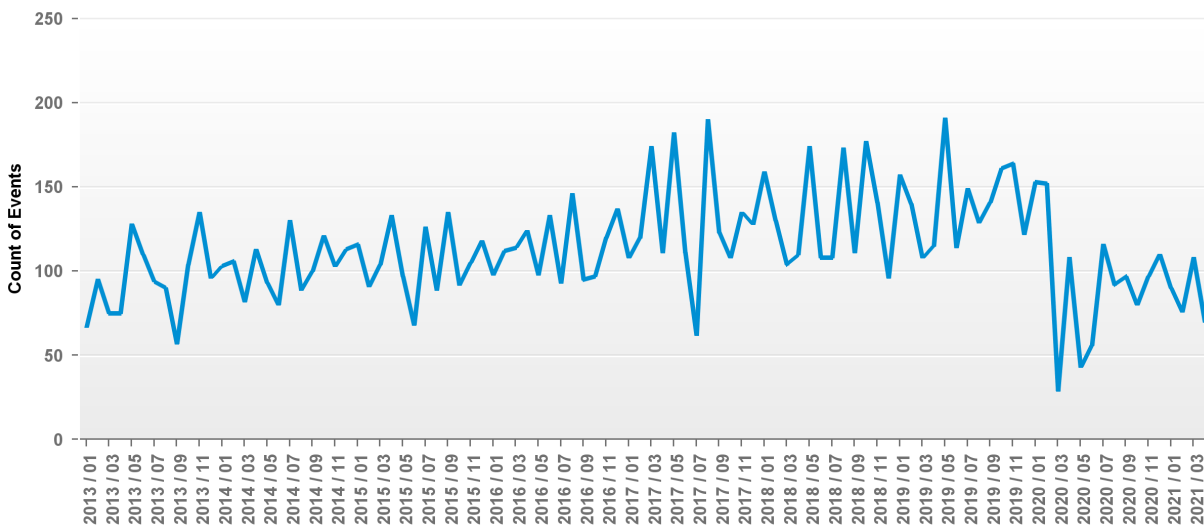
Graph 1: Chlamydia notifications by month, week 1, 2013 - week 16, 2021



Graph 2 : Gonorrhoea notifications by month, week 1, 2013 - week 16, 2021

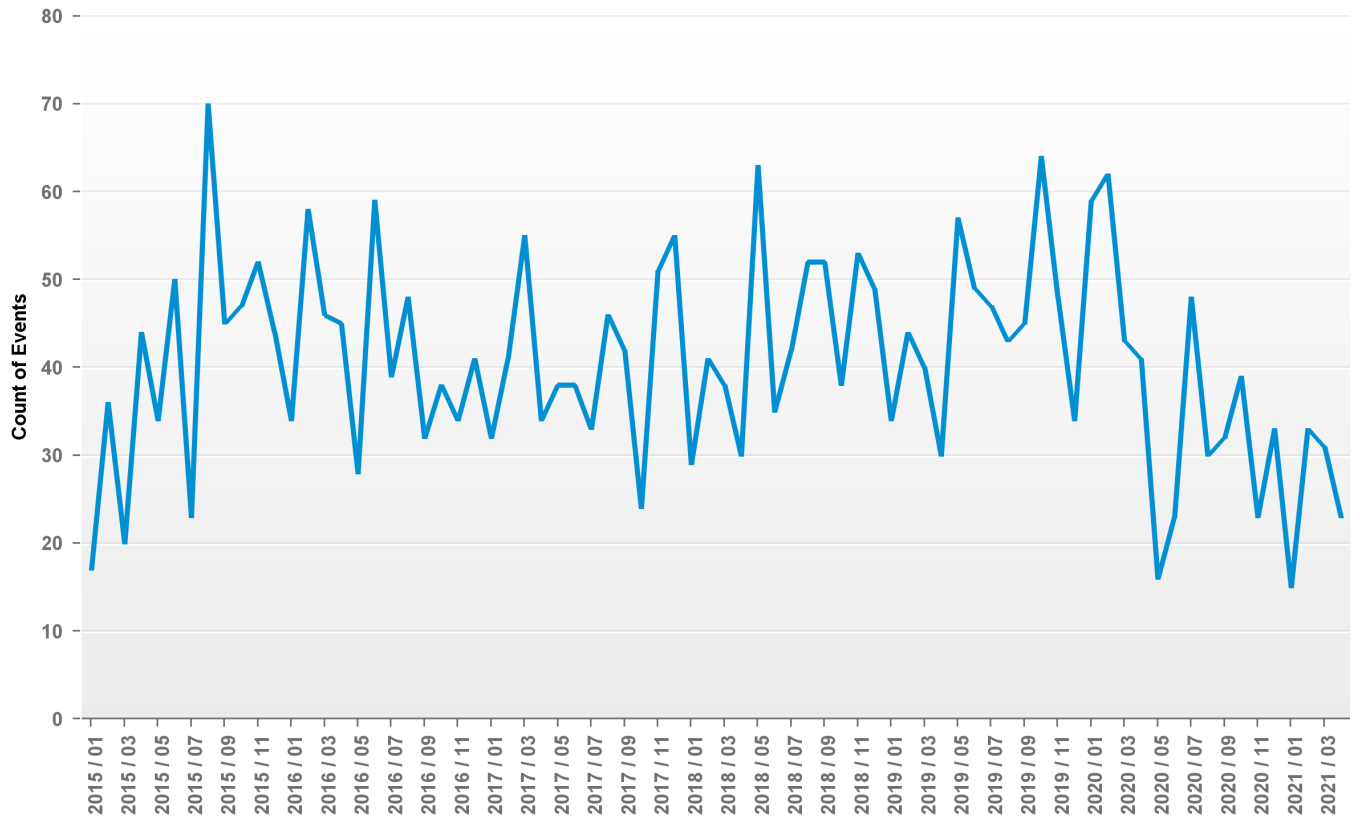


Graph 3: Herpes simplex (genital) notifications by month, week 1, 2013 - week 16, 2021

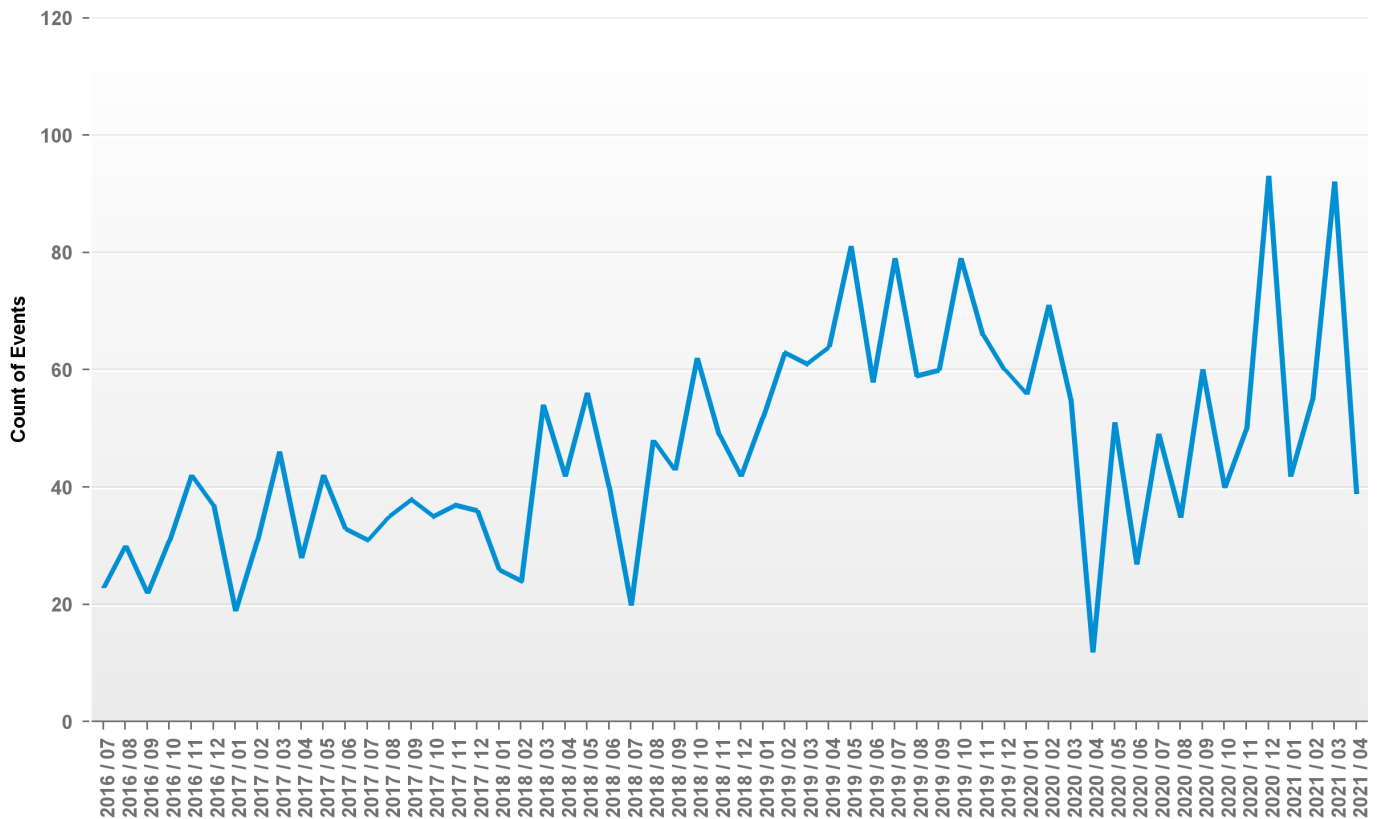




Graph 4: HIV notifications by month, week 1, 2015 - week 16, 2021



Graph 5: Syphilis notifications by month, week 27, 2016 - week 16, 2021





Guidance notes

1. This report contains data on notifiable STIs (excluding Ano-Genital Warts (AGW) and Non-Specific Urethritis (NSU)), and HIV reported weekly to Departments of Public Health from clinical or laboratory sources. Data included in this report are based on the date the information is entered into/authorised on CIDR by Public Health.

2. Data for this report are provisional and were extracted from CIDR on 28 April 2021, and were correct at the time that data were extracted. Information from previous years is updated on an ongoing basis in CIDR, therefore data in this report may be updated in future reports.

3. Aggregate data on AGW and NSU are reported to HPSC on a quarterly basis from Departments of Public Health and are reported in the annual STI reports.

4. The counties covered by each HSE area are as follows:
HSE East (E): Dublin, Kildare & Wicklow;
HSE Midlands (M): Laois, Longford, Offaly & Westmeath;
HSE Midwest (MW): Clare, Limerick & N. Tipperary;
HSE Northeast (NE): Cavan, Louth, Meath & Monaghan;
HSE Northwest (NW): Donegal, Leitrim & Sligo;
HSE South (S): Kerry & Cork;
HSE Southeast (SE): Carlow, Kilkenny, S. Tipperary, Waterford & Wexford;
HSE West (W): Galway, Mayo & Roscommon.

5. The Irish case definition for syphilis changed on 1st January, 2014 and from this date, syphilis notifications include early (infectious) syphilis only. Direct comparison of 2014 syphilis notification data with notification data for previous years (which includes non-infectious cases) is not valid. In July, 2016, the laboratory criteria were updated and since January, 2019, symptomatic cases which do not meet the laboratory criteria are notifiable as probable cases.

6. Case definitions for HIV and STIs are available on the HPSC website at <https://www.hpsc.ie/notifiablediseases/casedefinitions/>