

HPSC - Weekly HIV & STI Report



Statutory Notifications of HIV and STIs reported in Ireland via the Computerised Infectious Disease Reporting (CIDR) system for:

Week 14, 2021

(Notification Period: 04/04/2021 - 10/04/2021)

Data are Provisional

Report produced by the Health Protection Surveillance Centre on 14/04/2021

More detailed annual reports on HIV and STIs in Ireland are available on the HPSC website at <https://www.hpsc.ie>



Table 1: Summary of HIV and Sexually Transmitted Infections reported for week 14, 2021

Disease	Week Ending	2021	2020	Increase/Decrease	
	10/04/2021	Week 1 - 14	Week 1 - 14	n	%
Chancroid	0	0	0	0	0.00
Chlamydia trachomatis infection	158	1664	2409	-745	-30.93
Gonorrhoea	33	426	841	-415	-49.35
Granuloma inguinale	0	0	0	0	0.00
Herpes simplex (genital)	22	296	407	-111	-27.27
HIV	7	86	177	-91	-51.41
Lymphogranuloma venereum	0	3	9	-6	-66.67
Syphilis (early infectious)	9	198	184	14	7.61
Trichomoniasis	2	8	11	-3	-27.27
Total	231	2,681	4,038	-1,357	-33.61



Table 2: HIV & Sexually Transmitted Infections by HSE area* for week 14, 2021

	E	M	MW	NE	NW	S	SE	W	Weekly total
Chlamydia trachomatis infection	107	0	8	1	12	9	6	15	158
Gonorrhoea	30	0	0	0	0	3	0	0	33
Herpes simplex (genital)	9	0	0	2	1	3	5	2	22
HIV	5	0	0	1	0	1	0	0	7
Syphilis (early infectious)	6	0	0	0	1	0	0	2	9
Trichomoniasis	1	0	1	0	0	0	0	0	2
Total	158	0	9	4	14	16	11	19	231

Table 3: HIV & Sexually Transmitted Infections by HSE area*: annual cumulative figures week 1 - week 14, 2021

	E	M	MW	NE	NW	S	SE	W	Annual total, 2021
Chlamydia trachomatis infection	842	41	134	63	77	200	140	167	1664
Gonorrhoea	324	4	7	9	9	29	23	21	426
Herpes simplex (genital)	161	8	13	17	6	31	30	30	296
HIV	62	2	4	4	0	6	3	5	86
Lymphogranuloma venereum	1	0	0	1	0	1	0	0	3
Syphilis (early infectious)	155	2	10	2	6	15	2	6	198
Trichomoniasis	2	0	4	0	0	0	2	0	8
Cumulative total this year	1547	57	172	96	98	282	200	229	2681

* See note 4 on page 8



Table 4: HIV & Sexually Transmitted Infections by age group for week 14, 2021

	0-14 yrs	15-19 yrs	20-24 yrs	25-29 yrs	30-34 yrs	35-39 yrs	40-44 yrs	45-49 yrs	50-59 yrs	60+ yrs	Unkno wn	Weekly total
Chlamydia trachomatis infection	0	11	56	46	24	5	11	0	3	2	0	158
Gonorrhoea	0	0	2	8	11	5	1	3	1	2	0	33
Herpes simplex (genital)	0	4	6	3	2	2	2	1	1	1	0	22
HIV	0	0	0	0	0	2	1	1	3	0	0	7
Syphilis (early infectious)	0	1	0	0	2	4	1	1	0	0	0	9
Trichomoniasis	0	1	0	0	0	0	0	1	0	0	0	2
Weekly Total	0	17	64	57	39	18	16	7	8	5	0	231

Table 5: HIV & Sexually Transmitted Infections by age group: annual cumulative figures week 1 - week 14, 2021

	0-14 yrs	15-19 yrs	20-24 yrs	25-29 yrs	30-34 yrs	35-39 yrs	40-44 yrs	45-49 yrs	50-59 yrs	60+ yrs	Unkno wn	Annual total, 2021
Chlamydia trachomatis infection	9	165	690	381	216	83	62	24	25	8	1	1664
Gonorrhoea	0	24	78	103	92	60	29	19	16	5	0	426
Herpes simplex (genital)	2	33	74	56	44	26	18	15	15	12	1	296
HIV	0	1	6	22	16	18	6	5	7	5	0	86
Lymphogranuloma venereum	0	0	0	0	1	0	1	1	0	0	0	3
Syphilis (early infectious)	0	3	16	45	42	25	28	12	21	6	0	198
Trichomoniasis	0	1	2	3	1	0	0	1	0	0	0	8
Cumulative total this year	11	227	866	610	412	212	144	77	84	36	2	2681



Table 6: HIV & Sexually Transmitted Infections by gender for week 14, 2021

	Male	Female	Unknown	Not Specified	Weekly total
Chlamydia trachomatis infection	84	73	0	1	158
Gonorrhoea	31	2	0	0	33
Herpes simplex (genital)	6	15	1	0	22
HIV	7	0	0	0	7
Lymphogranuloma venereum	0	0	0	0	0
Syphilis (early infectious)	9	0	0	0	9
Trichomoniasis	0	2	0	0	2
Weekly Total	137	92	1	1	231

Table 7: HIV & Sexually Transmitted Infections by gender: annual cumulative figures week 1 - week 14, 2021

	Male	Female	Unknown	Not Specified	Annual total, 2021
Chlamydia trachomatis infection	859	800	3	2	1664
Gonorrhoea	362	64	0	0	426
Herpes simplex (genital)	90	202	4	0	296
HIV	74	12	0	0	86
Lymphogranuloma venereum	3	0	0	0	3
Syphilis (early infectious)	181	17	0	0	198
Trichomoniasis	0	8	0	0	8
Cumulative total this year	1569	1103	7	2	2681



Table 8: HIV & Sexually Transmitted Infections by case classification for week 14, 2021

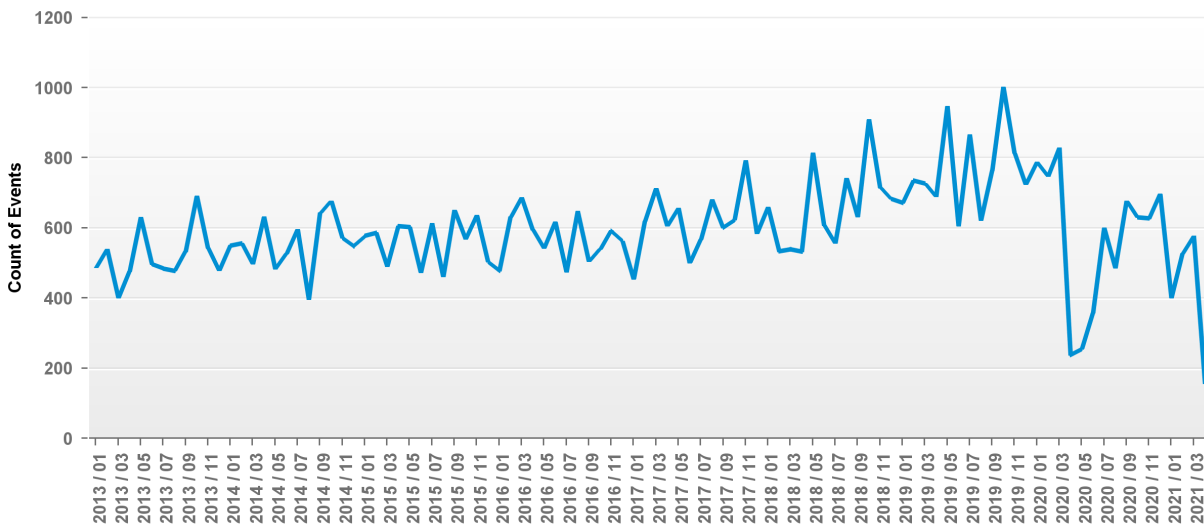
	Confirmed	Probable	Possible	Not Specified	Weekly total
Chlamydia trachomatis infection	158	0	0	0	158
Gonorrhoea	33	0	0	0	33
Herpes simplex (genital)	22	0	0	0	22
HIV	7	0	0	0	7
Lymphogranuloma venereum	0	0	0	0	0
Syphilis (early infectious)	9	0	0	0	9
Trichomoniasis	2	0	0	0	2
Weekly Total	231	0	0	0	231

Table 9: HIV & Sexually Transmitted Infections by case classification: annual cumulative figures week 1 - week 14, 2021

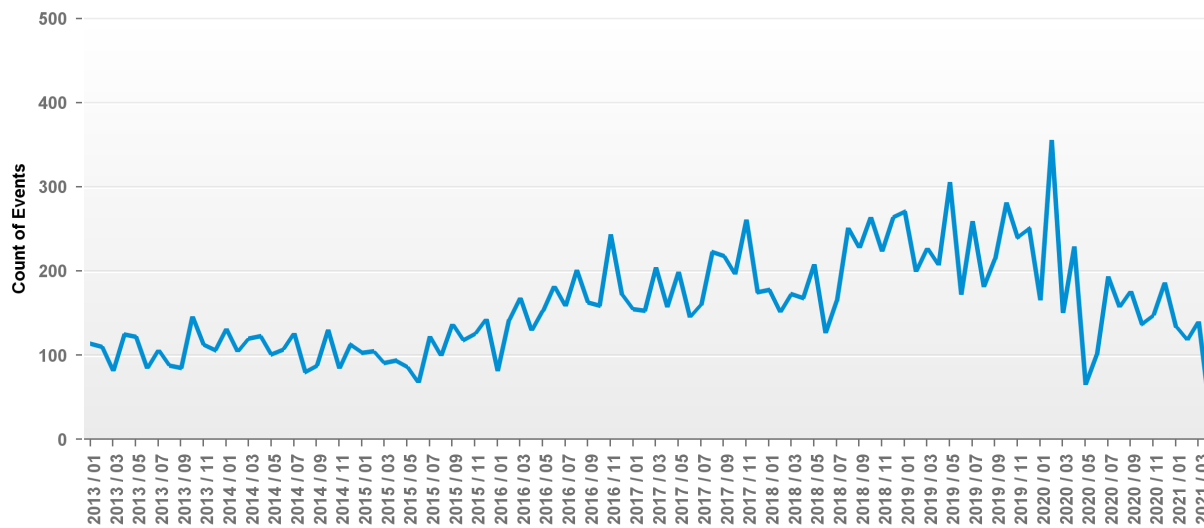
	Confirmed	Probable	Possible	Not Specified	Annual total, 2021
Chlamydia trachomatis infection	1664	0	0	0	1664
Gonorrhoea	426	0	0	0	426
Herpes simplex (genital)	295	1	0	0	296
HIV	86	0	0	0	86
Lymphogranuloma venereum	2	1	0	0	3
Syphilis (early infectious)	198	0	0	0	198
Trichomoniasis	8	0	0	0	8
Cumulative total this year	2679	2	0	0	2681



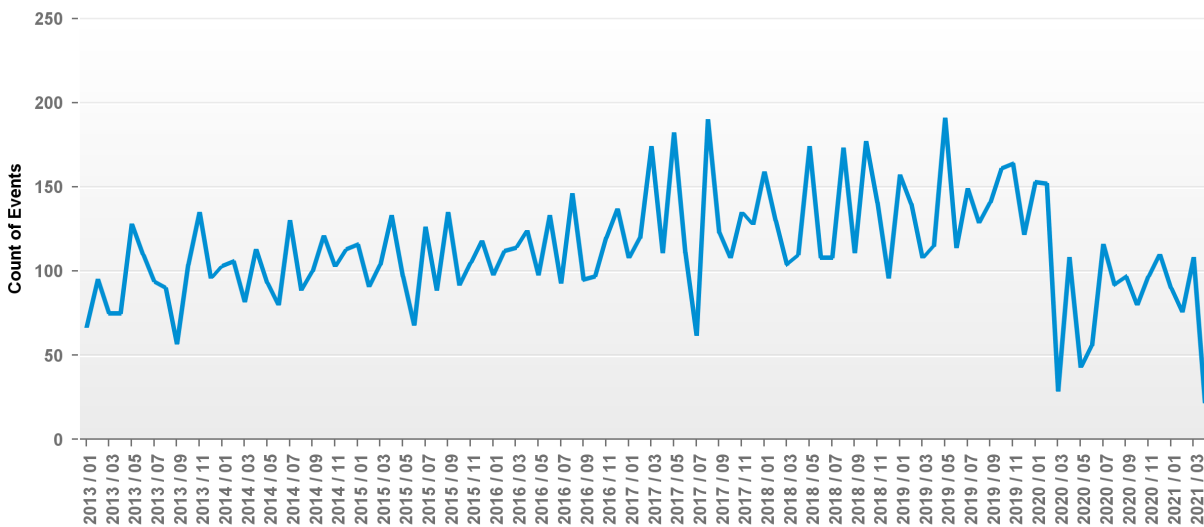
Graph 1: Chlamydia notifications by month, week 1, 2013 - week 14, 2021



Graph 2 : Gonorrhoea notifications by month, week 1, 2013 - week 14, 2021

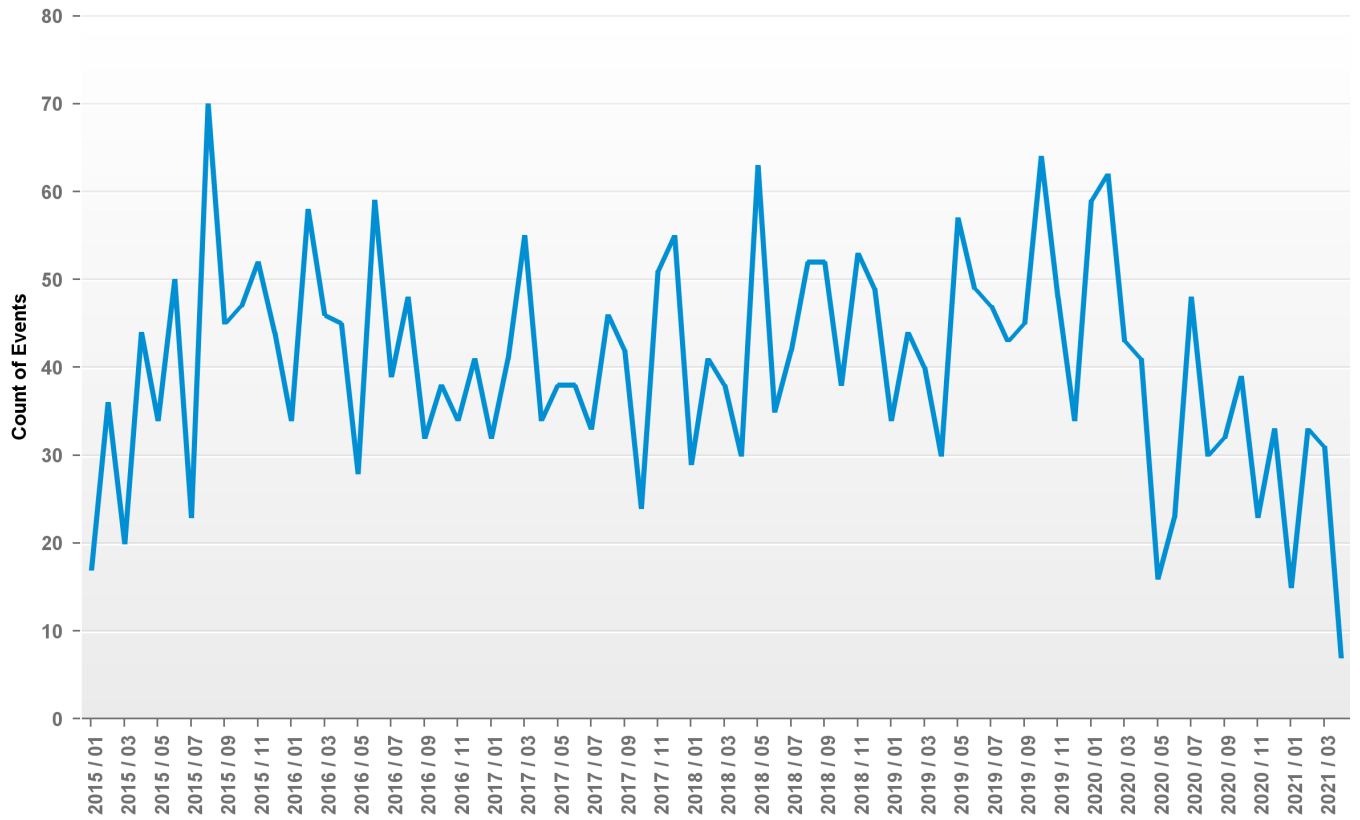


Graph 3: Herpes simplex (genital) notifications by month, week 1, 2013 - week 14, 2021

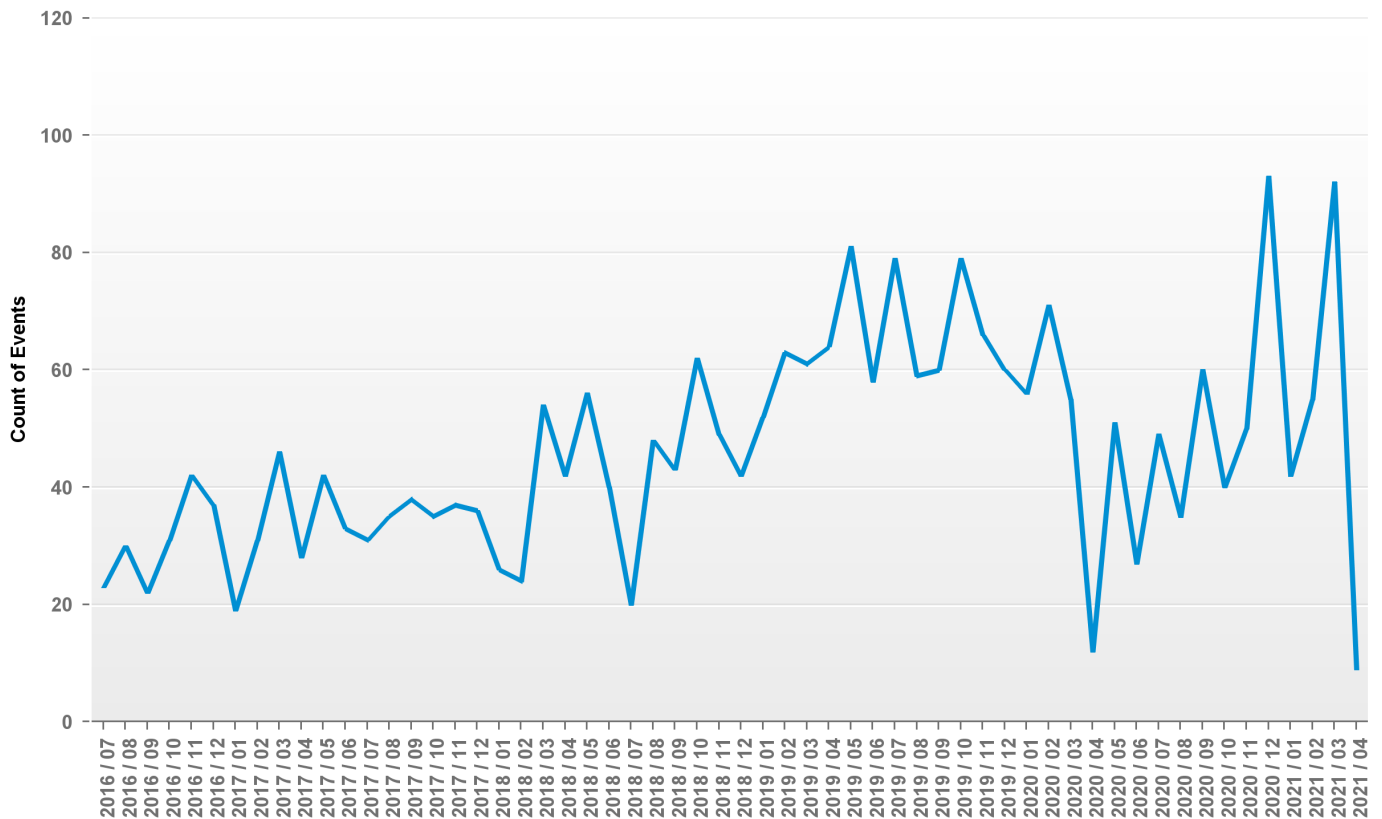




Graph 4: HIV notifications by month, week 1, 2015 - week 14, 2021



Graph 5: Syphilis notifications by month, week 27, 2016 - week 14, 2021





Guidance notes

1. This report contains data on notifiable STIs (excluding Ano-Genital Warts (AGW) and Non-Specific Urethritis (NSU)), and HIV reported weekly to Departments of Public Health from clinical or laboratory sources. Data included in this report are based on the date the information is entered into/authorised on CIDR by Public Health.

2. Data for this report are provisional and were extracted from CIDR on 14 April 2021, and were correct at the time that data were extracted. Information from previous years is updated on an ongoing basis in CIDR, therefore data in this report may be updated in future reports.

3. Aggregate data on AGW and NSU are reported to HPSC on a quarterly basis from Departments of Public Health and are reported in the annual STI reports.

4. The counties covered by each HSE area are as follows:
HSE East (E): Dublin, Kildare & Wicklow;
HSE Midlands (M): Laois, Longford, Offaly & Westmeath;
HSE Midwest (MW): Clare, Limerick & N. Tipperary;
HSE Northeast (NE): Cavan, Louth, Meath & Monaghan;
HSE Northwest (NW): Donegal, Leitrim & Sligo;
HSE South (S): Kerry & Cork;
HSE Southeast (SE): Carlow, Kilkenny, S. Tipperary, Waterford & Wexford;
HSE West (W): Galway, Mayo & Roscommon.

5. The Irish case definition for syphilis changed on 1st January, 2014 and from this date, syphilis notifications include early (infectious) syphilis only. Direct comparison of 2014 syphilis notification data with notification data for previous years (which includes non-infectious cases) is not valid. In July, 2016, the laboratory criteria were updated and since January, 2019, symptomatic cases which do not meet the laboratory criteria are notifiable as probable cases.

6. Case definitions for HIV and STIs are available on the HPSC website at <https://www.hpsc.ie/notifiablediseases/casedefinitions/>