

HPSC - Weekly HIV & STI Report



Statutory Notifications of HIV and STIs reported in Ireland via the Computerised Infectious Disease Reporting (CIDR) system for:

Week 12, 2021

(Notification Period: 21/03/2021 - 27/03/2021)

Data are Provisional

Report produced by the Health Protection Surveillance Centre on 31/03/2021

More detailed annual reports on HIV and STIs in Ireland are available on the HPSC website at <https://www.hpsc.ie>



Table 1: Summary of HIV and Sexually Transmitted Infections reported for week 12, 2021

Disease	Week Ending	2021	2020	Increase/Decrease	
	27/03/2021	Week 1 - 12	Week 1 - 12	n	%
Chancroid	0	0	0	0	0.00
Chlamydia trachomatis infection	122	1430	2141	-711	-33.21
Gonorrhoea	18	368	574	-206	-35.89
Granuloma inguinale	0	0	0	0	0.00
Herpes simplex (genital)	25	256	321	-65	-20.25
HIV	2	71	145	-74	-51.03
Lymphogranuloma venereum	0	3	8	-5	-62.50
Syphilis (early infectious)	11	160	151	9	5.96
Trichomoniasis	0	6	8	-2	-25.00
Total	178	2,294	3,348	-1,054	-31.48



Table 2: HIV & Sexually Transmitted Infections by HSE area* for week 12, 2021

	E	M	MW	NE	NW	S	SE	W	Weekly total
Chlamydia trachomatis infection	60	7	7	4	3	21	10	10	122
Gonorrhoea	11	0	0	0	0	5	2	0	18
Herpes simplex (genital)	13	0	1	4	1	3	1	2	25
HIV	2	0	0	0	0	0	0	0	2
Syphilis (early infectious)	7	0	0	0	1	2	0	1	11
Total	93	7	8	8	5	31	13	13	178

Table 3: HIV & Sexually Transmitted Infections by HSE area*: annual cumulative figures week 1 - week 12, 2021

	E	M	MW	NE	NW	S	SE	W	Annual total, 2021
Chlamydia trachomatis infection	700	41	114	61	65	180	129	140	1430
Gonorrhoea	272	4	6	9	9	25	23	20	368
Herpes simplex (genital)	143	8	12	15	5	27	24	22	256
HIV	55	1	3	3	0	5	3	1	71
Lymphogranuloma venereum	1	0	0	1	0	1	0	0	3
Syphilis (early infectious)	125	2	9	1	3	15	2	3	160
Trichomoniasis	1	0	3	0	0	0	2	0	6
Cumulative total this year	1297	56	147	90	82	253	183	186	2294

* See note 4 on page 8



Table 4: HIV & Sexually Transmitted Infections by age group for week 12, 2021

	0-14 yrs	15-19 yrs	20-24 yrs	25-29 yrs	30-34 yrs	35-39 yrs	40-44 yrs	45-49 yrs	50-59 yrs	60+ yrs	Unkno wn	Weekly total
Chlamydia trachomatis infection	3	11	42	23	19	9	5	6	2	2	0	122
Gonorrhoea	0	2	5	3	2	3	1	1	1	0	0	18
Herpes simplex (genital)	0	4	5	4	7	0	1	0	2	2	0	25
HIV	0	0	0	1	0	0	1	0	0	0	0	2
Syphilis (early infectious)	0	0	1	2	4	0	2	0	2	0	0	11
Weekly Total	3	17	53	33	32	12	10	7	7	4	0	178

Table 5: HIV & Sexually Transmitted Infections by age group: annual cumulative figures week 1 - week 12, 2021

	0-14 yrs	15-19 yrs	20-24 yrs	25-29 yrs	30-34 yrs	35-39 yrs	40-44 yrs	45-49 yrs	50-59 yrs	60+ yrs	Unkno wn	Annual total, 2021
Chlamydia trachomatis infection	9	146	599	320	183	74	48	24	20	6	1	1430
Gonorrhoea	0	23	73	90	73	53	26	14	13	3	0	368
Herpes simplex (genital)	2	26	64	49	40	24	16	13	12	10	0	256
HIV	0	1	5	22	14	12	5	4	4	4	0	71
Lymphogranuloma venereum	0	0	0	0	1	0	1	1	0	0	0	3
Syphilis (early infectious)	0	2	15	39	35	17	19	9	19	5	0	160
Trichomoniasis	0	0	2	3	1	0	0	0	0	0	0	6
Cumulative total this year	11	198	758	523	347	180	115	65	68	28	1	2294



Table 6: HIV & Sexually Transmitted Infections by gender for week 12, 2021

	Male	Female	Unknown	Not Specified	Weekly total
Chlamydia trachomatis infection	80	42	0	0	122
Gonorrhoea	14	4	0	0	18
Herpes simplex (genital)	9	16	0	0	25
HIV	2	0	0	0	2
Lymphogranuloma venereum	0	0	0	0	0
Syphilis (early infectious)	11	0	0	0	11
Trichomoniasis	0	0	0	0	0
Weekly Total	116	62	0	0	178

Table 7: HIV & Sexually Transmitted Infections by gender: annual cumulative figures week 1 - week 12, 2021

	Male	Female	Unknown	Not Specified	Annual total, 2021
Chlamydia trachomatis infection	744	683	3	0	1430
Gonorrhoea	309	59	0	0	368
Herpes simplex (genital)	77	176	3	0	256
HIV	61	10	0	0	71
Lymphogranuloma venereum	3	0	0	0	3
Syphilis (early infectious)	146	14	0	0	160
Trichomoniasis	0	5	0	1	6
Cumulative total this year	1340	947	6	1	2294

Table 8: HIV & Sexually Transmitted Infections by case classification for week 12, 2021

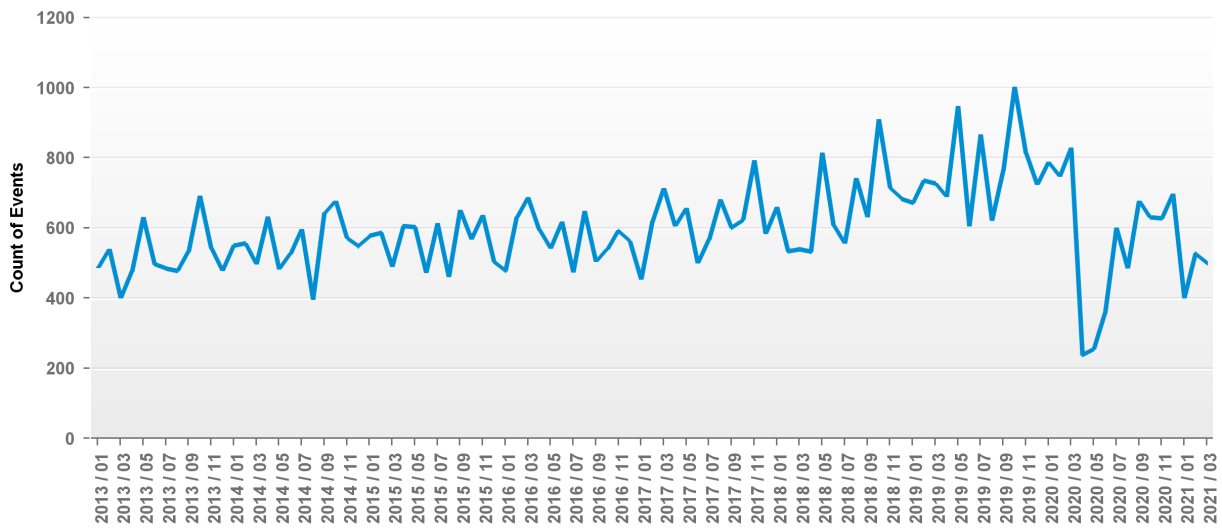
	Confirmed	Probable	Possible	Not Specified	Weekly total
Chlamydia trachomatis infection	122	0	0	0	122
Gonorrhoea	18	0	0	0	18
Herpes simplex (genital)	24	1	0	0	25
HIV	2	0	0	0	2
Lymphogranuloma venereum	0	0	0	0	0
Syphilis (early infectious)	11	0	0	0	11
Trichomoniasis	0	0	0	0	0
Weekly Total	177	1	0	0	178

Table 9: HIV & Sexually Transmitted Infections by case classification: annual cumulative figures week 1 - week 12, 2021

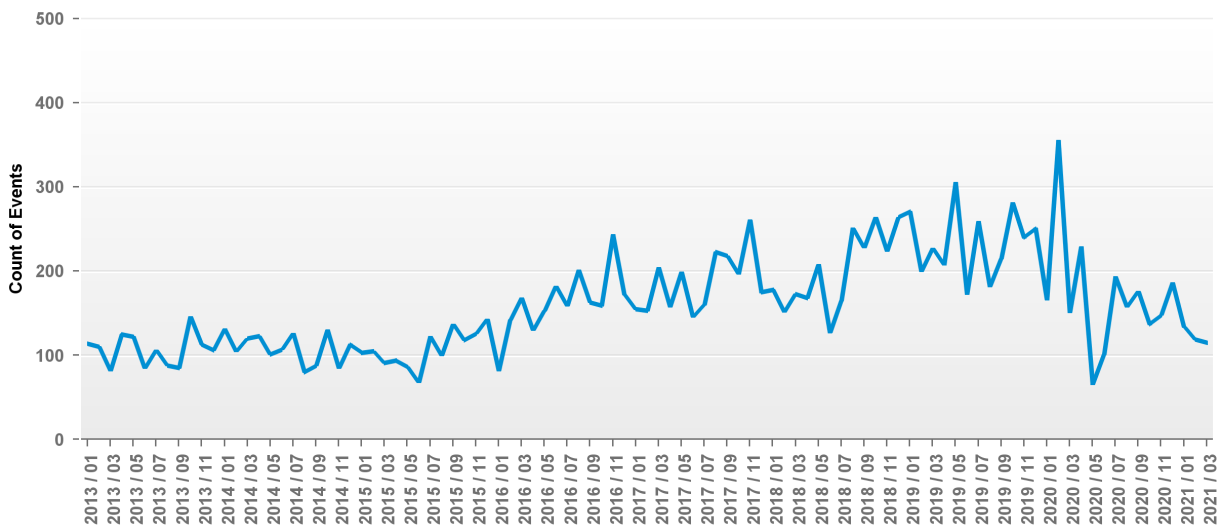
	Confirmed	Probable	Possible	Not Specified	Annual total, 2021
Chlamydia trachomatis infection	1430	0	0	0	1430
Gonorrhoea	368	0	0	0	368
Herpes simplex (genital)	255	1	0	0	256
HIV	71	0	0	0	71
Lymphogranuloma venereum	2	1	0	0	3
Syphilis (early infectious)	160	0	0	0	160
Trichomoniasis	6	0	0	0	6
Cumulative total this year	2292	2	0	0	2294



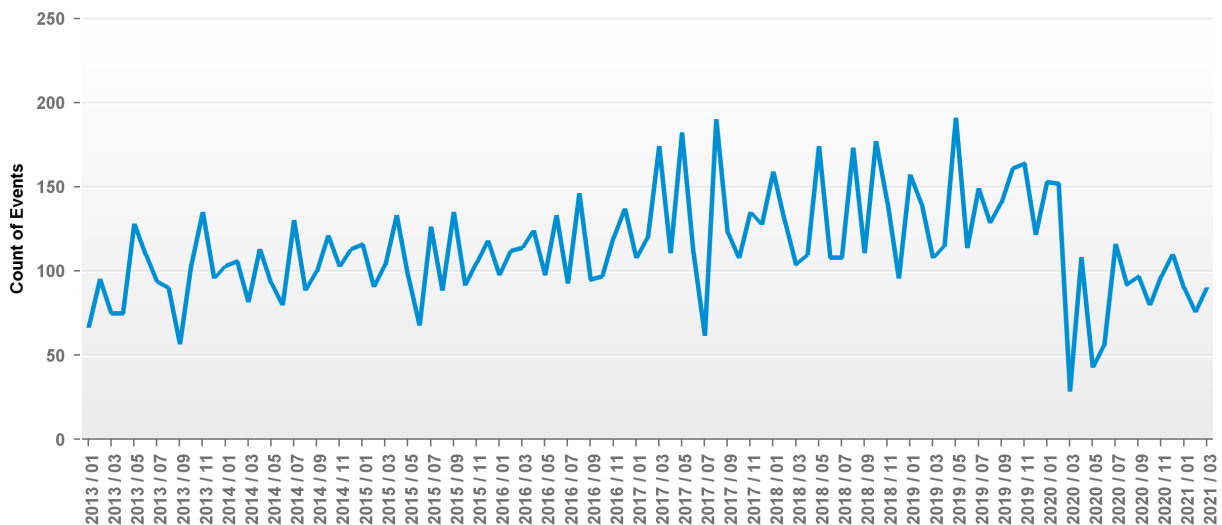
Graph 1: Chlamydia notifications by month, week 1, 2013 - week 12, 2021



Graph 2 : Gonorrhoea notifications by month, week 1, 2013 - week 12, 2021

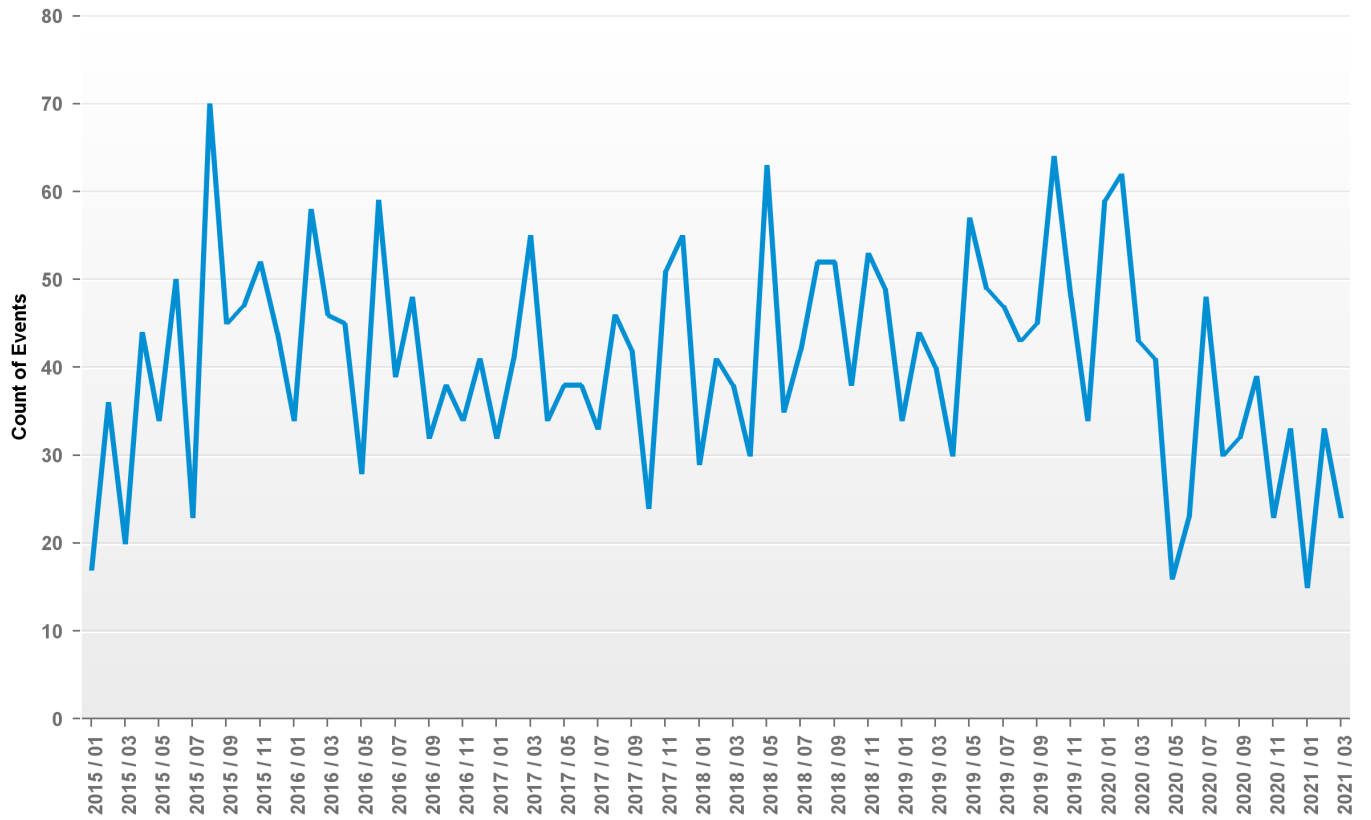


Graph 3: Herpes simplex (genital) notifications by month, week 1, 2013 - week 12, 2021

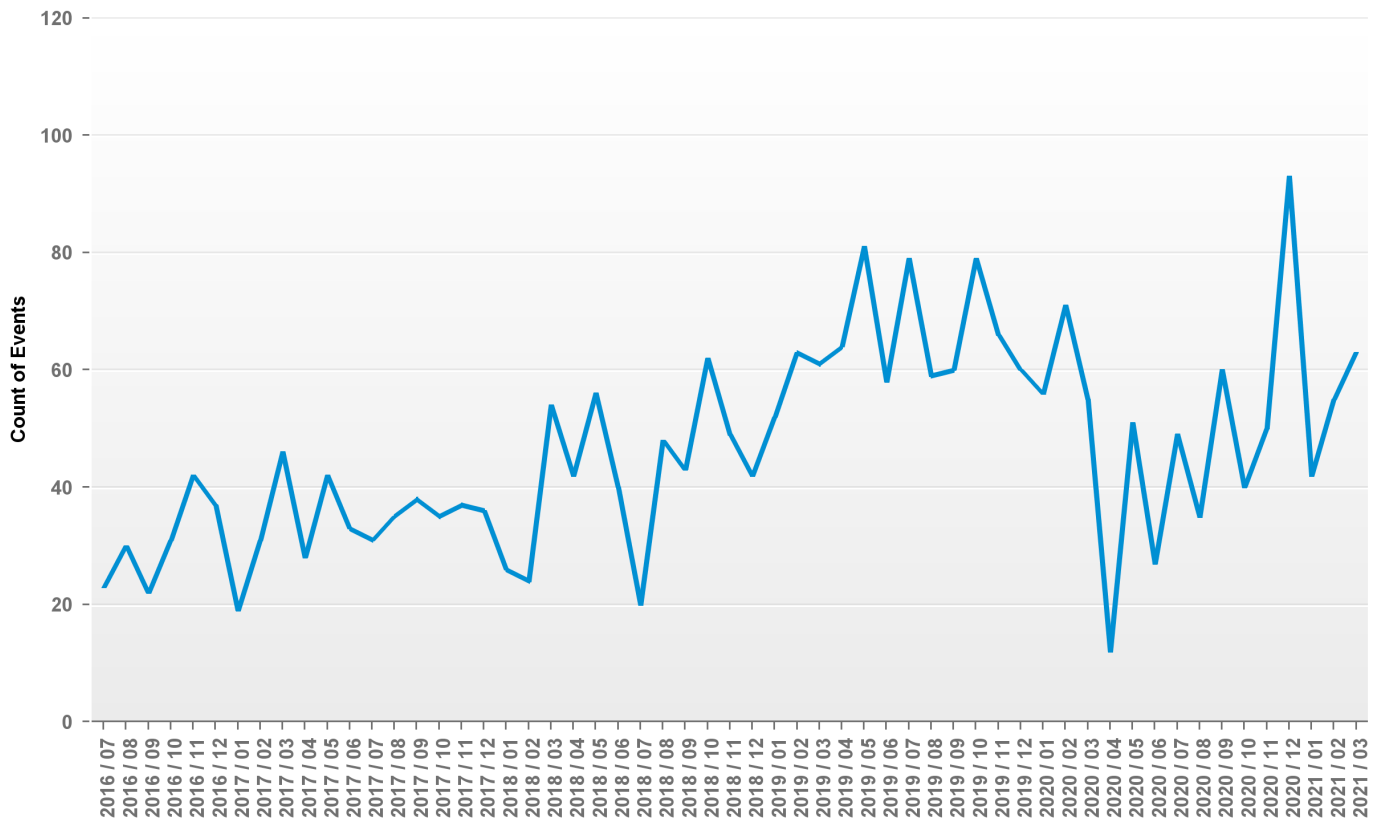




Graph 4: HIV notifications by month, week 1, 2015 - week 12, 2021



Graph 5: Syphilis notifications by month, week 27, 2016 - week 12, 2021





Guidance notes

1. This report contains data on notifiable STIs (excluding Ano-Genital Warts (AGW) and Non-Specific Urethritis (NSU)), and HIV reported weekly to Departments of Public Health from clinical or laboratory sources. Data included in this report are based on the date the information is entered into/authorised on CIDR by Public Health.

2. Data for this report are provisional and were extracted from CIDR on 31 March 2021, and were correct at the time that data were extracted. Information from previous years is updated on an ongoing basis in CIDR, therefore data in this report may be updated in future reports.

3. Aggregate data on AGW and NSU are reported to HPSC on a quarterly basis from Departments of Public Health and are reported in the annual STI reports.

4. The counties covered by each HSE area are as follows:
HSE East (E): Dublin, Kildare & Wicklow;
HSE Midlands (M): Laois, Longford, Offaly & Westmeath;
HSE Midwest (MW): Clare, Limerick & N. Tipperary;
HSE Northeast (NE): Cavan, Louth, Meath & Monaghan;
HSE Northwest (NW): Donegal, Leitrim & Sligo;
HSE South (S): Kerry & Cork;
HSE Southeast (SE): Carlow, Kilkenny, S. Tipperary, Waterford & Wexford;
HSE West (W): Galway, Mayo & Roscommon.

5. The Irish case definition for syphilis changed on 1st January, 2014 and from this date, syphilis notifications include early (infectious) syphilis only. Direct comparison of 2014 syphilis notification data with notification data for previous years (which includes non-infectious cases) is not valid. In July, 2016, the laboratory criteria were updated and since January, 2019, symptomatic cases which do not meet the laboratory criteria are notifiable as probable cases.

6. Case definitions for HIV and STIs are available on the HPSC website at <https://www.hpsc.ie/notifiablediseases/casedefinitions/>