

HPSC - Weekly HIV & STI Report



Statutory Notifications of HIV and STIs reported in Ireland via the Computerised Infectious Disease Reporting (CIDR) system for:

Week 10, 2021

(Notification Period: 07/03/2021 - 13/03/2021)

Data are Provisional

Report produced by the Health Protection Surveillance Centre on 18/03/2021

More detailed annual reports on HIV and STIs in Ireland are available on the HPSC website at <https://www.hpsc.ie>



Table 1: Summary of HIV and Sexually Transmitted Infections reported for week 10, 2021

Disease	Week Ending	2021	2020	Increase/Decrease	
	13/03/2021	Week 1 - 10	Week 1 - 10	n	%
Chancroid	0	0	0	0	0.00
Chlamydia trachomatis infection	129	1194	1859	-665	-35.77
Gonorrhoea	36	321	542	-221	-40.77
Granuloma inguinale	0	0	0	0	0.00
Herpes simplex (genital)	25	210	311	-101	-32.48
HIV	11	67	131	-64	-48.85
Lymphogranuloma venereum	0	3	8	-5	-62.50
Syphilis (early infectious)	22	139	129	10	7.75
Trichomoniasis	0	4	4	0	0.00
Total	223	1,938	2,984	-1,046	-35.05



Table 2: HIV & Sexually Transmitted Infections by HSE area* for week 10, 2021

	E	M	MW	NE	NW	S	SE	W	Weekly total
Chlamydia trachomatis infection	44	4	7	7	11	20	22	14	129
Gonorrhoea	27	2	1	0	2	3	1	0	36
Herpes simplex (genital)	17	0	0	4	0	0	2	2	25
HIV	7	0	0	1	0	2	1	0	11
Syphilis (early infectious)	18	0	0	0	1	2	1	0	22
Total	113	6	8	12	14	27	27	16	223

Table 3: HIV & Sexually Transmitted Infections by HSE area*: annual cumulative figures week 1 - week 10, 2021

	E	M	MW	NE	NW	S	SE	W	Annual total, 2021
Chlamydia trachomatis infection	584	32	97	52	56	155	109	109	1194
Gonorrhoea	244	3	6	7	9	18	17	17	321
Herpes simplex (genital)	120	7	10	11	4	23	21	14	210
HIV	51	1	3	3	0	5	3	1	67
Lymphogranuloma venereum	1	0	0	1	0	1	0	0	3
Syphilis (early infectious)	110	2	9	1	2	11	2	2	139
Trichomoniasis	0	0	3	0	0	0	1	0	4
Cumulative total this year	1110	45	128	75	71	213	153	143	1938

* See note 4 on page 8



Table 4: HIV & Sexually Transmitted Infections by age group for week 10, 2021

	0-14 yrs	15-19 yrs	20-24 yrs	25-29 yrs	30-34 yrs	35-39 yrs	40-44 yrs	45-49 yrs	50-59 yrs	60+ yrs	Unkno wn	Weekly total
Chlamydia trachomatis infection	1	17	61	28	11	3	3	4	1	0	0	129
Gonorrhoea	0	4	6	8	6	8	1	1	2	0	0	36
Herpes simplex (genital)	0	3	5	3	5	2	3	3	1	0	0	25
HIV	0	0	0	7	1	2	0	0	0	1	0	11
Syphilis (early infectious)	0	0	2	9	2	2	4	1	1	1	0	22
Weekly Total	1	24	74	55	25	17	11	9	5	2	0	223

Table 5: HIV & Sexually Transmitted Infections by age group: annual cumulative figures week 1 - week 10, 2021

	0-14 yrs	15-19 yrs	20-24 yrs	25-29 yrs	30-34 yrs	35-39 yrs	40-44 yrs	45-49 yrs	50-59 yrs	60+ yrs	Unkno wn	Annual total, 2021
Chlamydia trachomatis infection	6	119	516	271	152	57	38	17	14	3	1	1194
Gonorrhoea	0	19	63	78	64	44	25	13	12	3	0	321
Herpes simplex (genital)	2	20	52	39	31	23	15	10	10	8	0	210
HIV	0	1	5	21	12	12	4	4	4	4	0	67
Lymphogranuloma venereum	0	0	0	0	1	0	1	1	0	0	0	3
Syphilis (early infectious)	0	2	13	31	30	17	16	9	17	4	0	139
Trichomoniasis	0	0	1	2	1	0	0	0	0	0	0	4
Cumulative total this year	8	161	650	442	291	153	99	54	57	22	1	1938



Table 6: HIV & Sexually Transmitted Infections by gender for week 10, 2021

	Male	Female	Unknown	Not Specified	Weekly total
Chlamydia trachomatis infection	52	77	0	0	129
Gonorrhoea	30	6	0	0	36
Herpes simplex (genital)	10	15	0	0	25
HIV	9	2	0	0	11
Lymphogranuloma venereum	0	0	0	0	0
Syphilis (early infectious)	20	1	0	1	22
Trichomoniasis	0	0	0	0	0
Weekly Total	121	101	0	1	223

Table 7: HIV & Sexually Transmitted Infections by gender: annual cumulative figures week 1 - week 10, 2021

	Male	Female	Unknown	Not Specified	Annual total, 2021
Chlamydia trachomatis infection	603	588	3	0	1194
Gonorrhoea	267	54	0	0	321
Herpes simplex (genital)	61	146	3	0	210
HIV	57	10	0	0	67
Lymphogranuloma venereum	3	0	0	0	3
Syphilis (early infectious)	125	13	0	1	139
Trichomoniasis	0	4	0	0	4
Cumulative total this year	1116	815	6	1	1938



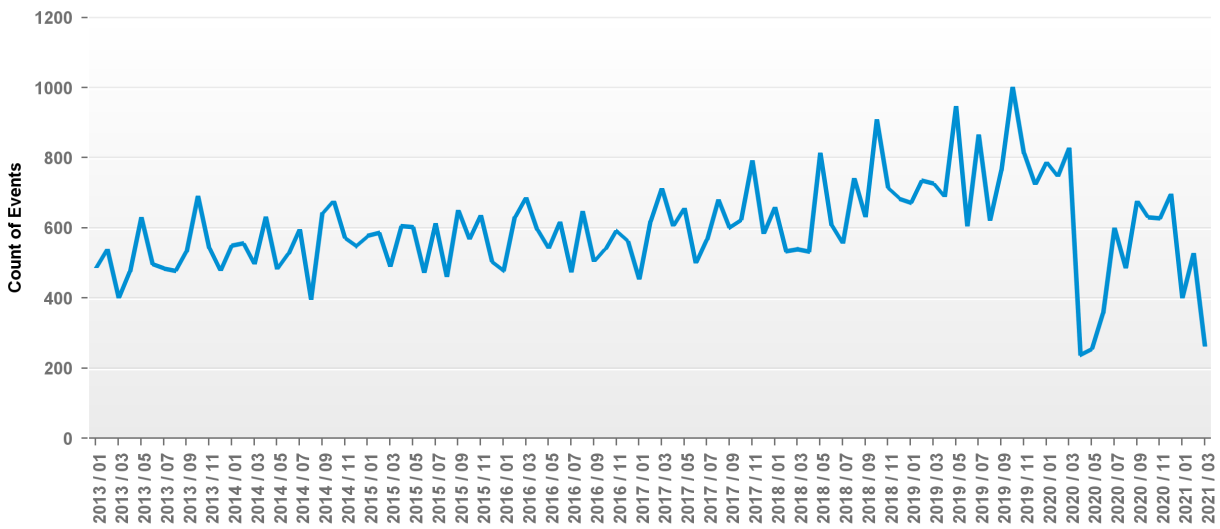
Table 8: HIV & Sexually Transmitted Infections by case classification for week 10, 2021

	Confirmed	Probable	Possible	Not Specified	Weekly total
Chlamydia trachomatis infection	129	0	0	0	129
Gonorrhoea	36	0	0	0	36
Herpes simplex (genital)	25	0	0	0	25
HIV	11	0	0	0	11
Lymphogranuloma venereum	0	0	0	0	0
Syphilis (early infectious)	22	0	0	0	22
Trichomoniasis	0	0	0	0	0
Weekly Total	223	0	0	0	223

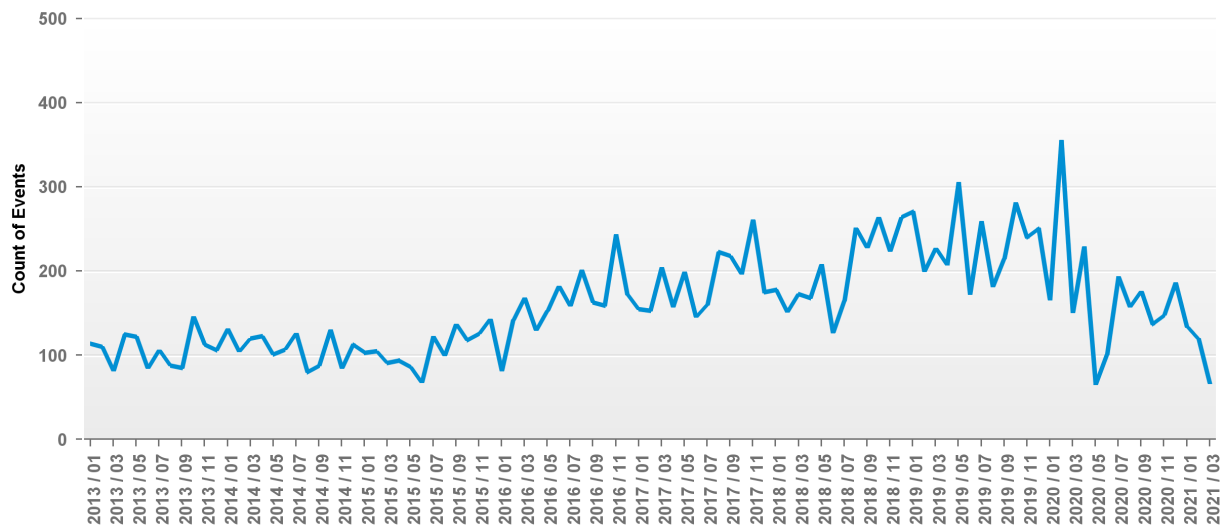
Table 9: HIV & Sexually Transmitted Infections by case classification: annual cumulative figures week 1 - week 10, 2021

	Confirmed	Probable	Possible	Not Specified	Annual total, 2021
Chlamydia trachomatis infection	1194	0	0	0	1194
Gonorrhoea	321	0	0	0	321
Herpes simplex (genital)	210	0	0	0	210
HIV	67	0	0	0	67
Lymphogranuloma venereum	2	1	0	0	3
Syphilis (early infectious)	139	0	0	0	139
Trichomoniasis	4	0	0	0	4
Cumulative total this year	1937	1	0	0	1938

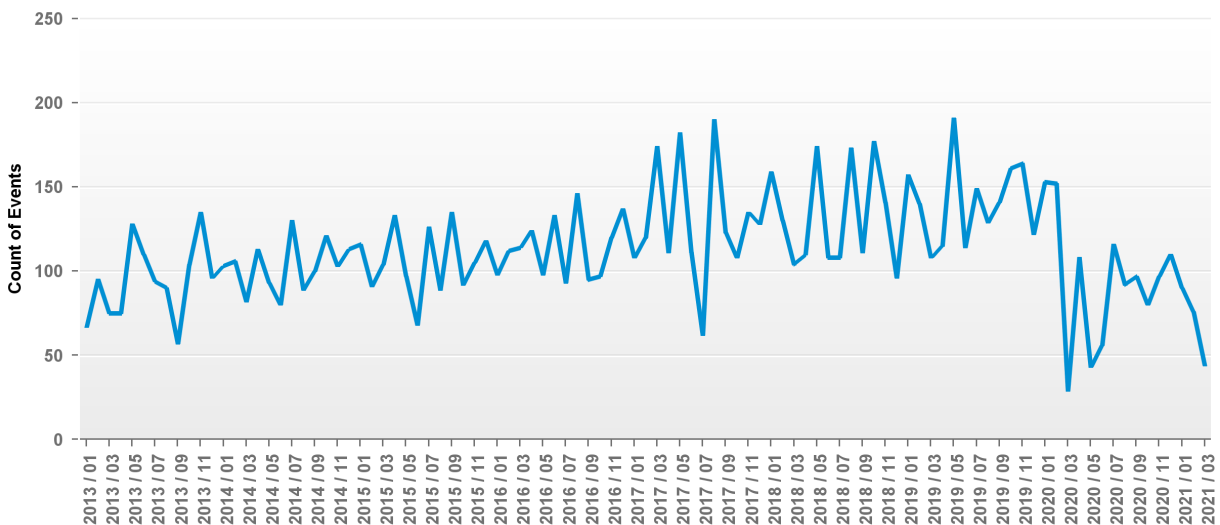
Graph 1: Chlamydia notifications by month, week 1, 2013 - week 10, 2021



Graph 2 : Gonorrhoea notifications by month, week 1, 2013 - week 10, 2021

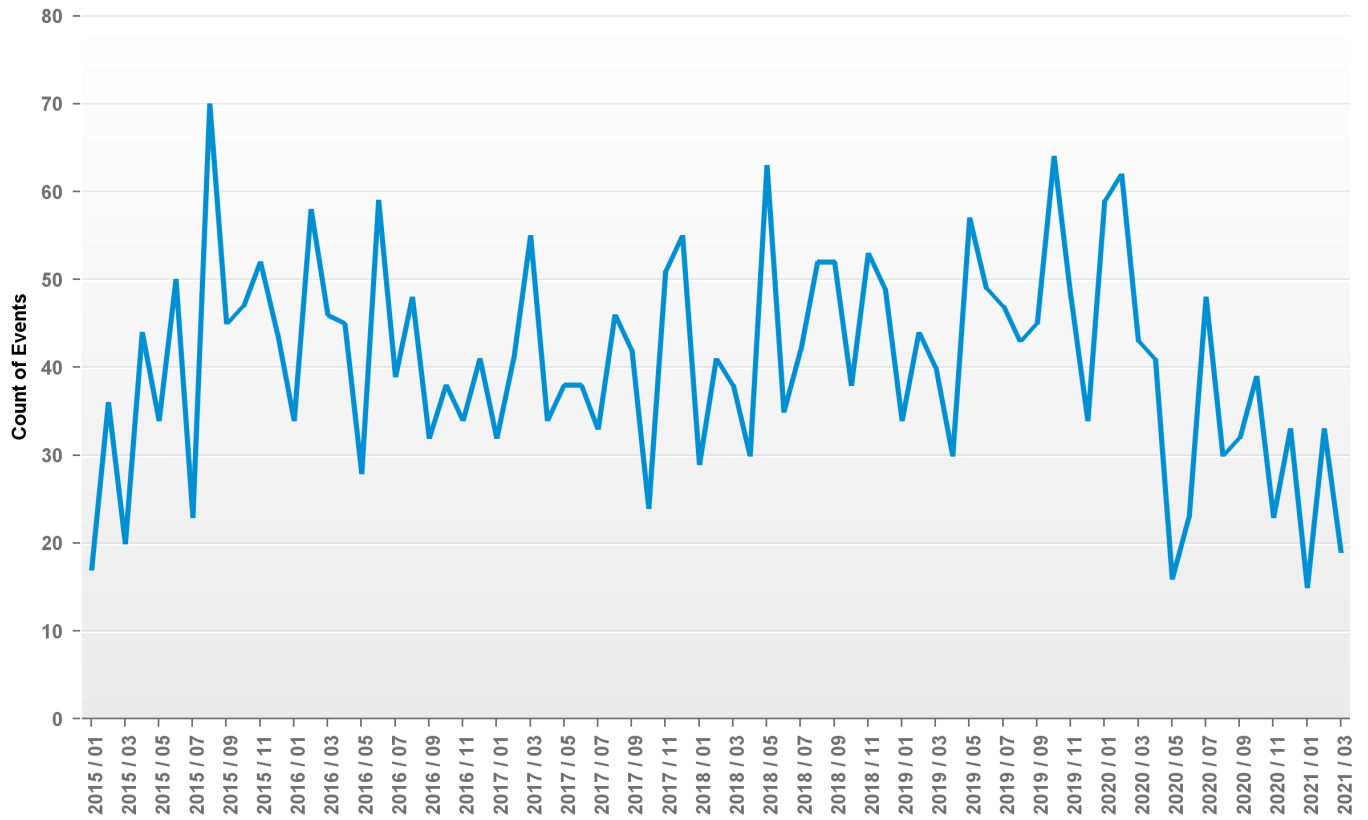


Graph 3: Herpes simplex (genital) notifications by month, week 1, 2013 - week 10, 2021

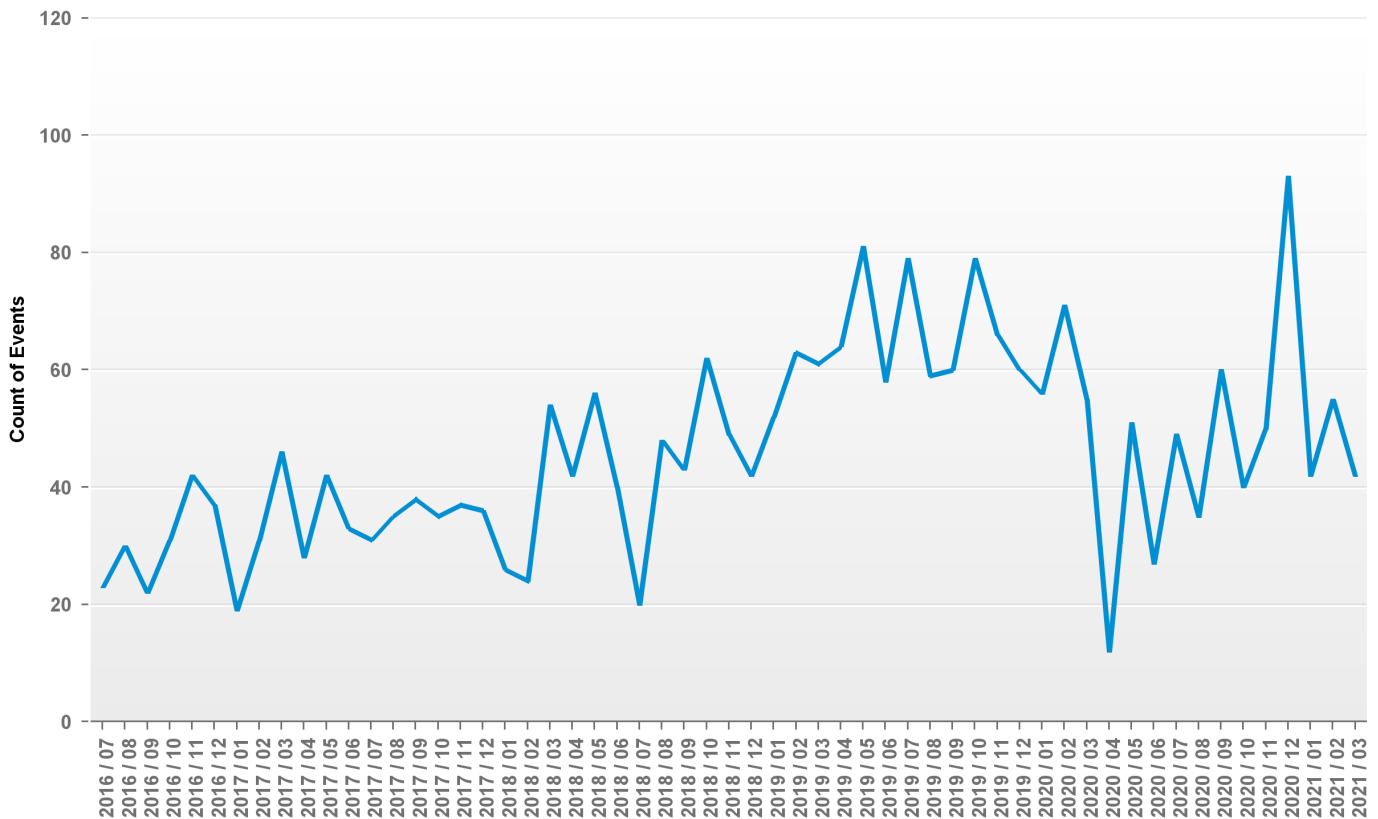




Graph 4: HIV notifications by month, week 1, 2015 - week 10, 2021



Graph 5: Syphilis notifications by month, week 27, 2016 - week 10, 2021





Guidance notes

1. This report contains data on notifiable STIs (excluding Ano-Genital Warts (AGW) and Non-Specific Urethritis (NSU)), and HIV reported weekly to Departments of Public Health from clinical or laboratory sources. Data included in this report are based on the date the information is entered into/authorised on CIDR by Public Health.

2. Data for this report are provisional and were extracted from CIDR on 18 March 2021, and were correct at the time that data were extracted. Information from previous years is updated on an ongoing basis in CIDR, therefore data in this report may be updated in future reports.

3. Aggregate data on AGW and NSU are reported to HPSC on a quarterly basis from Departments of Public Health and are reported in the annual STI reports.

4. The counties covered by each HSE area are as follows:
HSE East (E): Dublin, Kildare & Wicklow;
HSE Midlands (M): Laois, Longford, Offaly & Westmeath;
HSE Midwest (MW): Clare, Limerick & N. Tipperary;
HSE Northeast (NE): Cavan, Louth, Meath & Monaghan;
HSE Northwest (NW): Donegal, Leitrim & Sligo;
HSE South (S): Kerry & Cork;
HSE Southeast (SE): Carlow, Kilkenny, S. Tipperary, Waterford & Wexford;
HSE West (W): Galway, Mayo & Roscommon.

5. The Irish case definition for syphilis changed on 1st January, 2014 and from this date, syphilis notifications include early (infectious) syphilis only. Direct comparison of 2014 syphilis notification data with notification data for previous years (which includes non-infectious cases) is not valid. In July, 2016, the laboratory criteria were updated and since January, 2019, symptomatic cases which do not meet the laboratory criteria are notifiable as probable cases.

6. Case definitions for HIV and STIs are available on the HPSC website at <https://www.hpsc.ie/notifiablediseases/casedefinitions/>