



# Winter infections report 2022/2023

*An overview of the epidemiology*





# COVID-19 Epidemiology

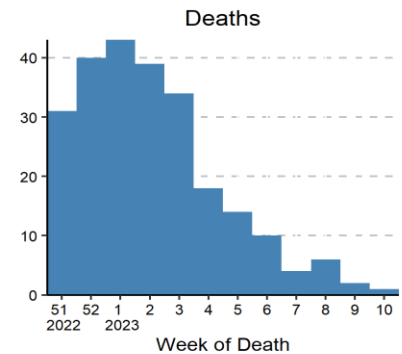
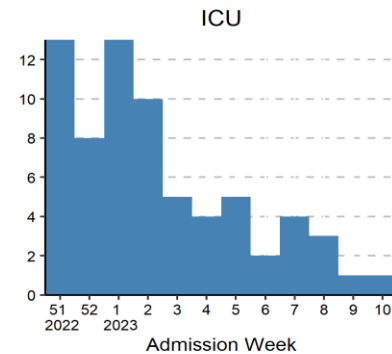
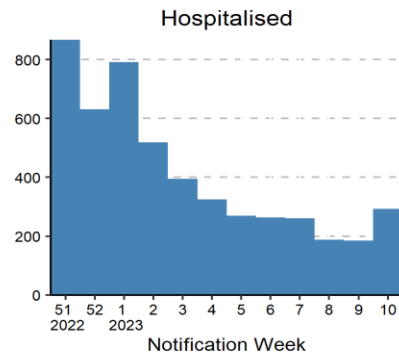
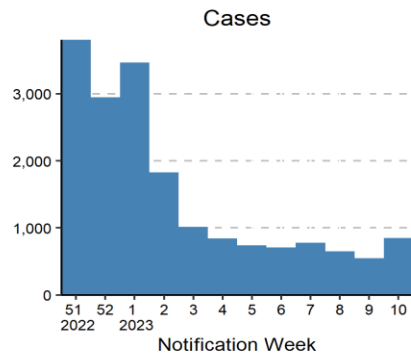
Week 10 2023 (05 Mar – 11 Mar 2023)





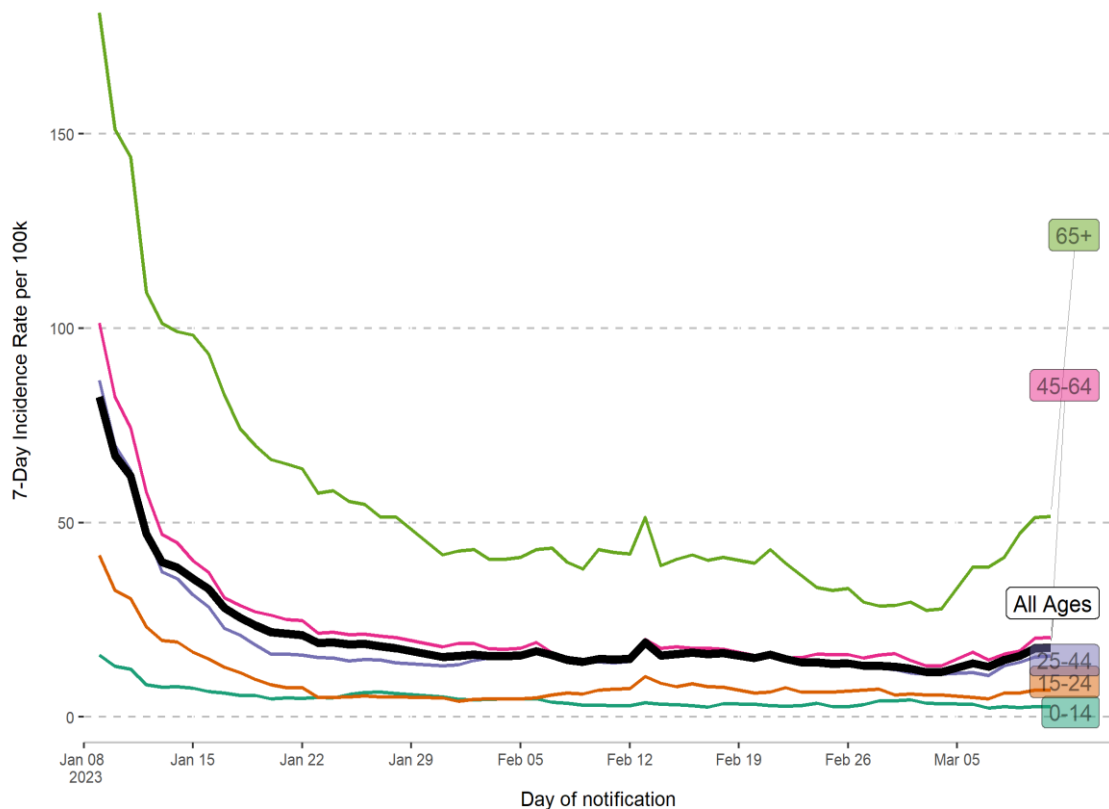
# Summary indicator and recent trends – COVID-19

|                 | W08 | W09 | W10 |       | Since Wk40 |
|-----------------|-----|-----|-----|-------|------------|
| Cases           | 651 | 546 | 848 | 55% ↑ | 37,685     |
| Hospitalised    | 188 | 185 | 292 | 58% ↑ | 9,584      |
| Admitted to ICU | 3   | 1   | 1   | ■     | 113        |
| Deaths          | 6   | 2   | 1   | ■     | 537        |





# 7-day incidence rate per 100,000 population



|          | W09 | W10 |       |
|----------|-----|-----|-------|
| All Ages | 12  | 18  | 55% ↑ |
| 65+      | 28  | 52  | 86% ↑ |
| 45-64    | 13  | 20  | 56% ↑ |
| 25-44    | 11  | 16  | 42% ↑ |
| 15-24    | 6   | 7   | ■     |
| 0-14     | 3   | 3   | ■     |

7-day incidence rate is a rolling calculation. Table shows the rates at the end of last and previous weeks

COVID-19 Epidemiology of COVID-19 in Ireland (HPSC data hub) [Epidemiology of COVID-19 HPSC \(arcgis.com\)](https://www.arcgis.com)



# Influenza Epidemiology

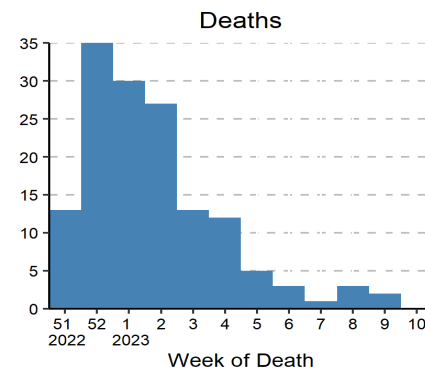
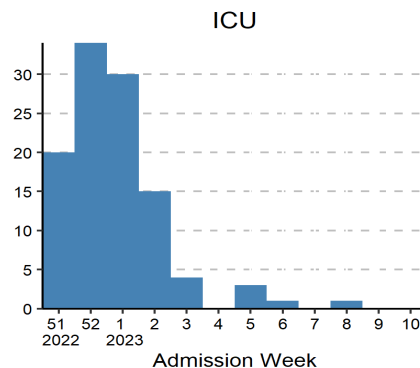
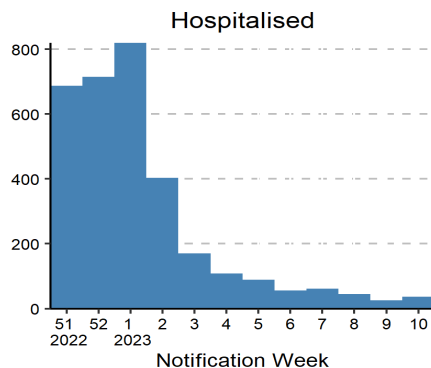
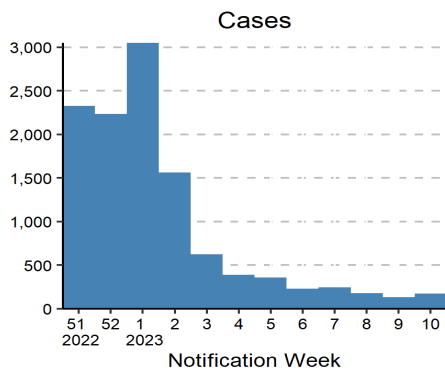
## Week 10 2023 (05 Mar – 11 Mar 2023)





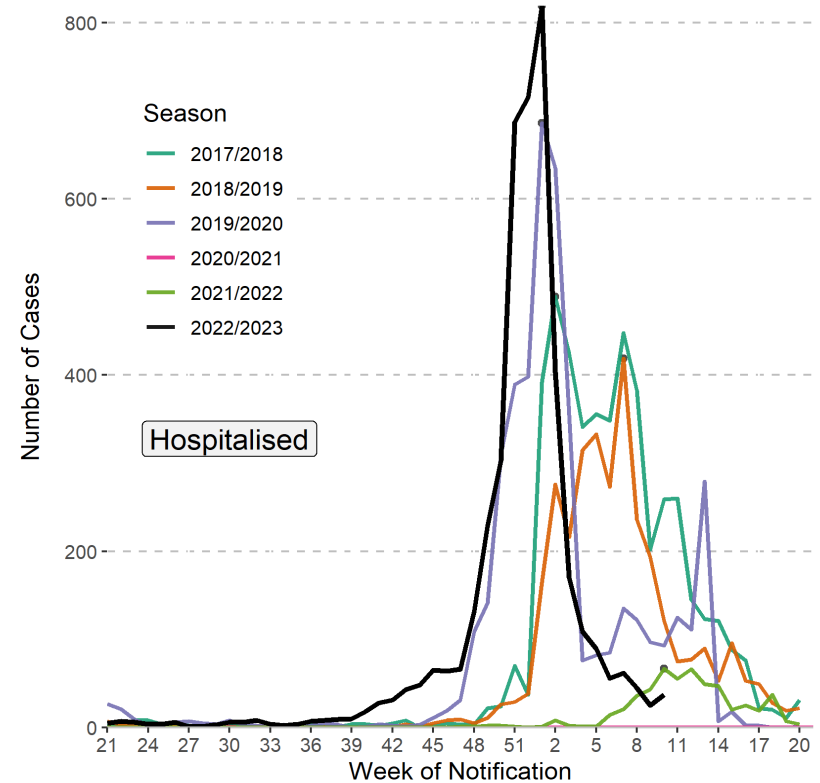
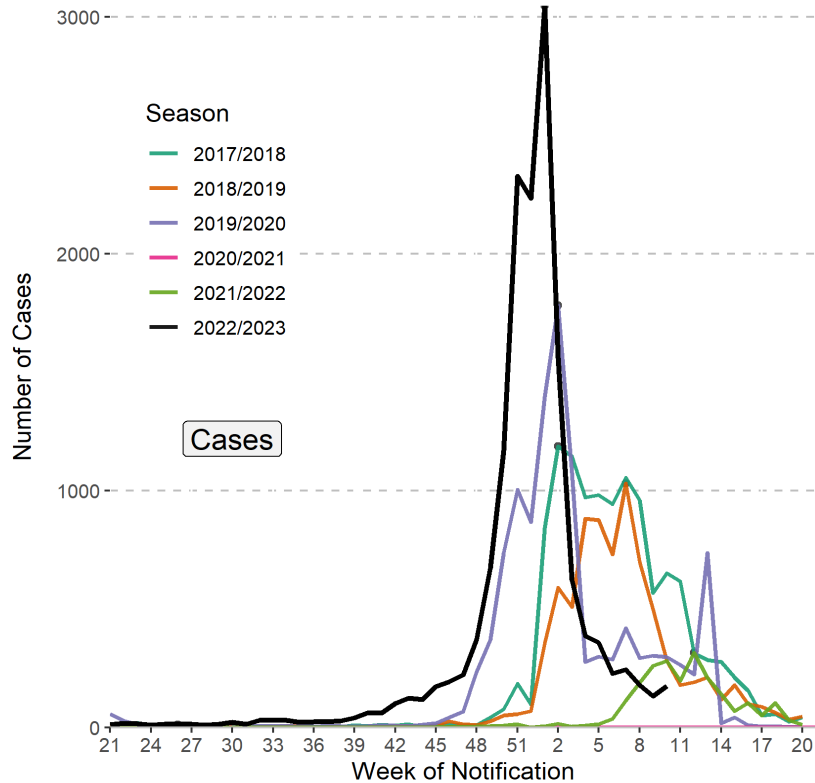
# Number of influenza cases, hospitalisations, ICU admissions and deaths

|                 | W08 | W09 | W10 |  | Since Wk40 |
|-----------------|-----|-----|-----|--|------------|
| Cases           | 178 | 133 | 174 | 31% <span style="color: red;">▲</span> | 14,700     |
| Hospitalised    | 45  | 25  | 37  | 48% <span style="color: red;">▲</span> | 4,226      |
| Admitted to ICU | 0   | 0   | 0   | ■                                      | 168        |
| Deaths          | 3   | 2   | 0   | ■                                      | 182        |





# Influenza cases and hospitalisation trends





# RSV Epidemiology

Week 10 2023 (05 Mar – 11 Mar 2023)

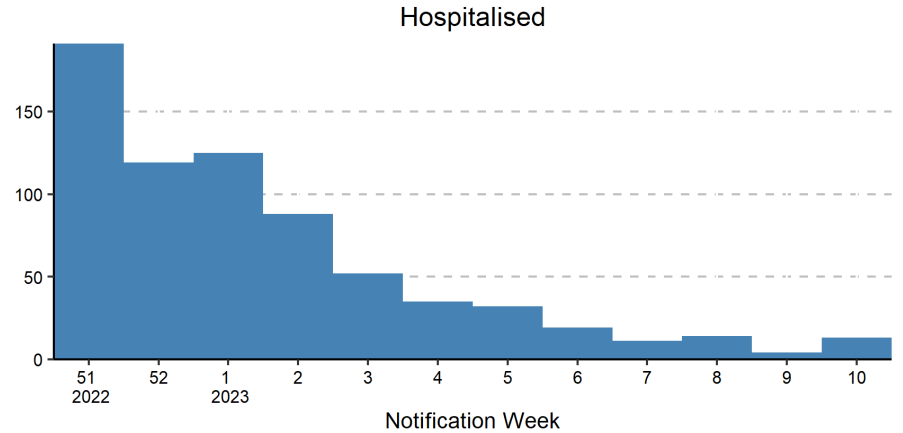
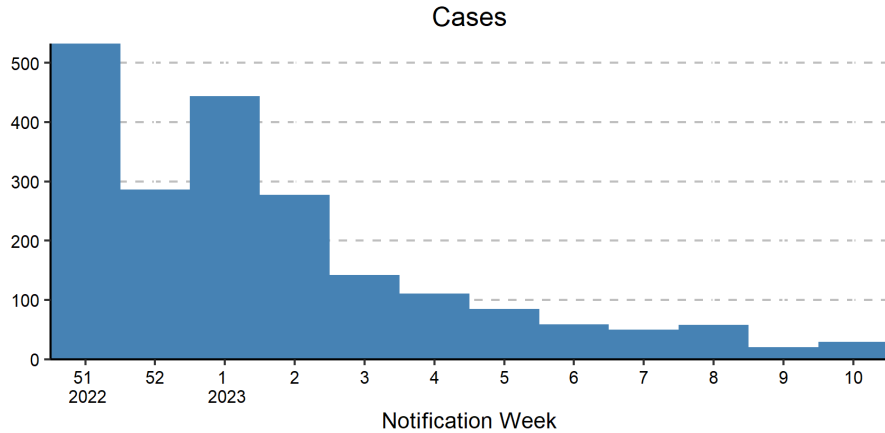






# Number of RSV cases and hospitalisations

|              | W08 | W09 | W10 |      | Since Wk40 |
|--------------|-----|-----|-----|------|------------|
| Cases        | 58  | 20  | 29  | 45%↑ | 7,282      |
| Hospitalised | 14  | 4   | 13  | ■    | 2,887      |





# RSV cases and hospitalisation trends

