



# Winter infections report 2022/2023

*An overview of the epidemiology*





# COVID-19 Epidemiology

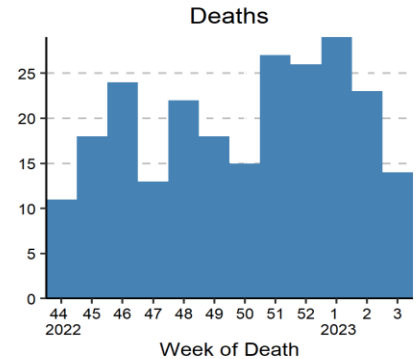
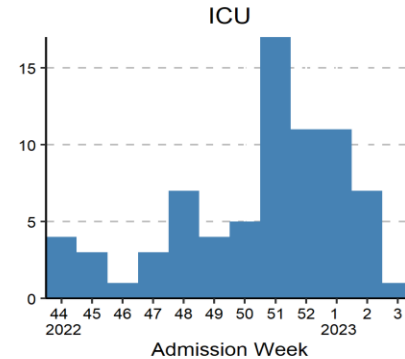
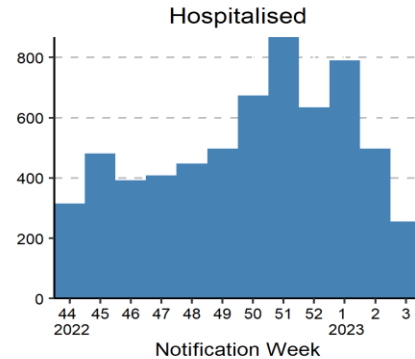
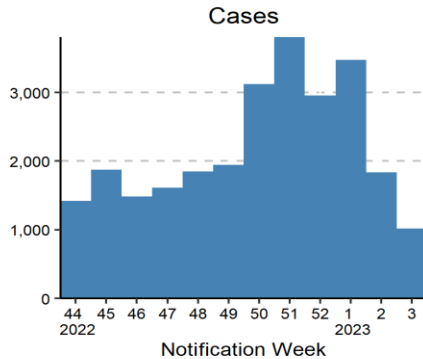
## Week 3 2023 (15 - 21 Jan 2023)





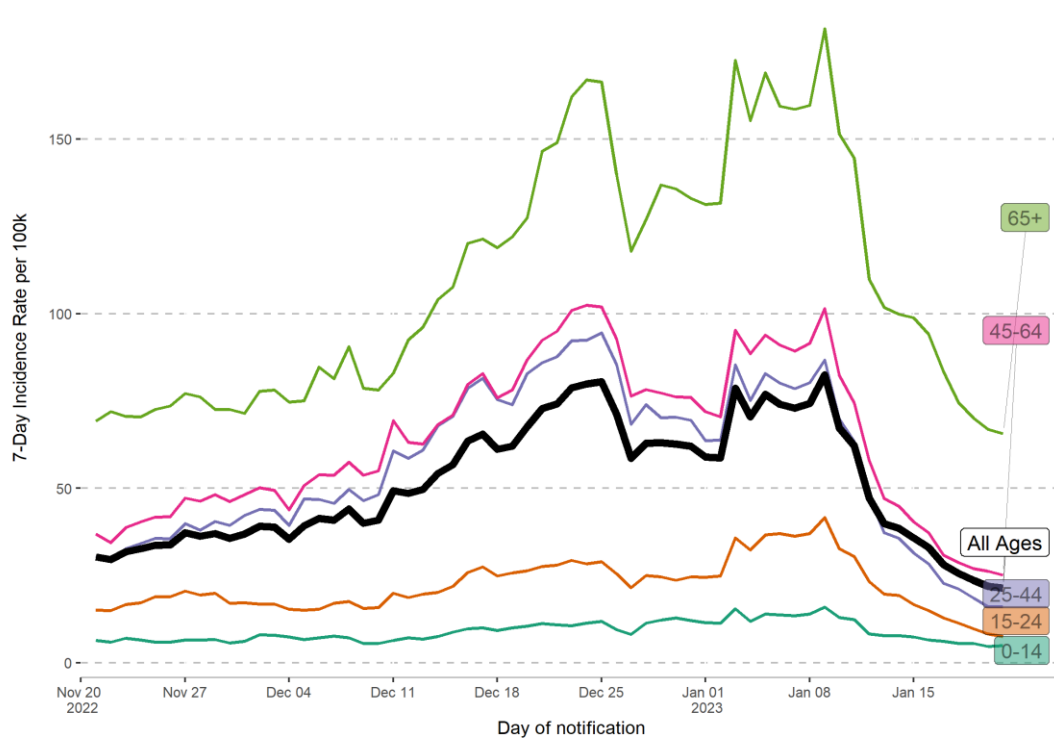
# Summary indicator and recent trends

	W01	W02	W03		Since Wk40
Cases	3,473	1,835	1,021	-44%↓	32,586
Hospitalised	790	498	256	-49%↓	7,644
Admitted to ICU	11	7	1	■	89
Deaths	29	23	14	-39%↓	337





# 7-day incidence rate per 100,000 population



	W02	W03	
All Ages	38	21	-44% ↓
65+	100	66	-34% ↓
45-64	45	25	-44% ↓
25-44	36	16	-55% ↓
15-24	19	8	-61% ↓
0-14	8	5	■

7-day incidence rate is a rolling calculation. Table shows the rates at the end of last and previous weeks

COVID-19 Epidemiology of COVID-19 in Ireland (HPSC data hub) [Epidemiology of COVID-19 HPSC \(arcgis.com\)](https://www.arcgis.com)



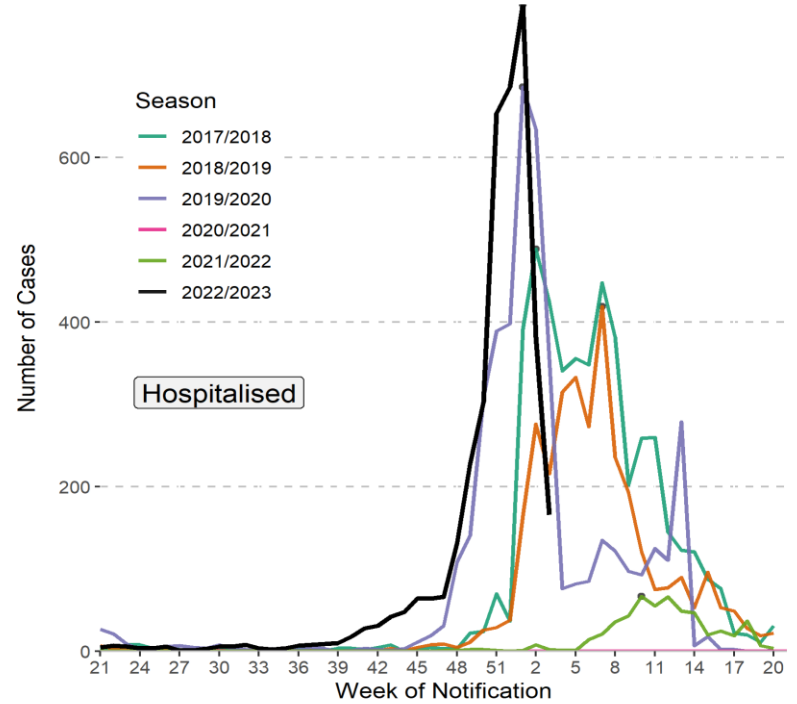
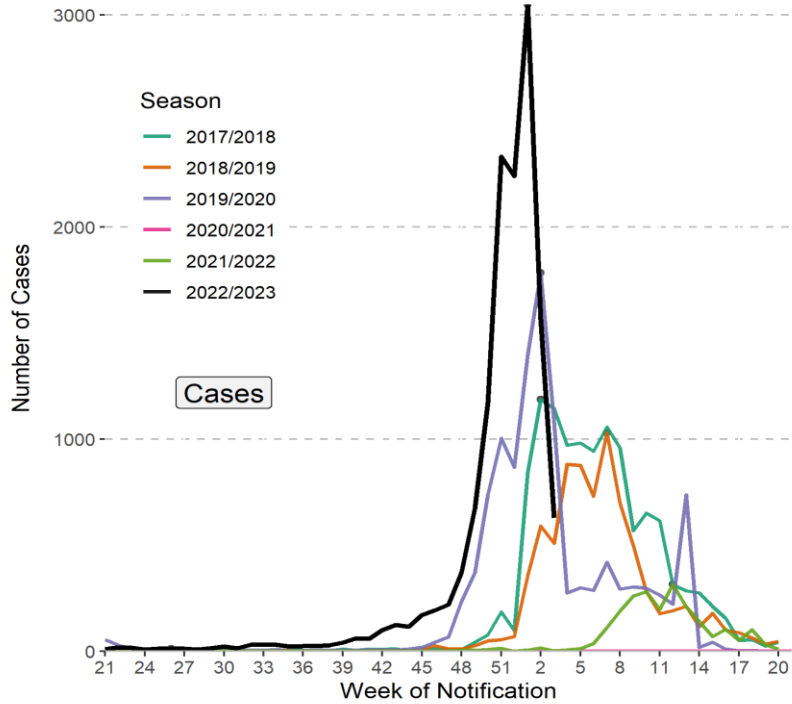
# Influenza Epidemiology

## Week 3 2023 (15 - 21 Jan 2023)





# Influenza cases and hospitalisation trends





# RSV Epidemiology

## Week 3 2023 (15 - 21 Jan 2023)





# RSV cases and hospitalisation trends

