

Influenza Vaccine Uptake in Ireland in 2023-2024 season

**18th September -10th December 2023
(week 38- 49 2023)**

Date updated 11/12/2023



Recommendations for influenza vaccinations, Ireland, 2022-2023



Flu vaccine is recommended and HSE provides those vaccines in Ireland for following population groups:

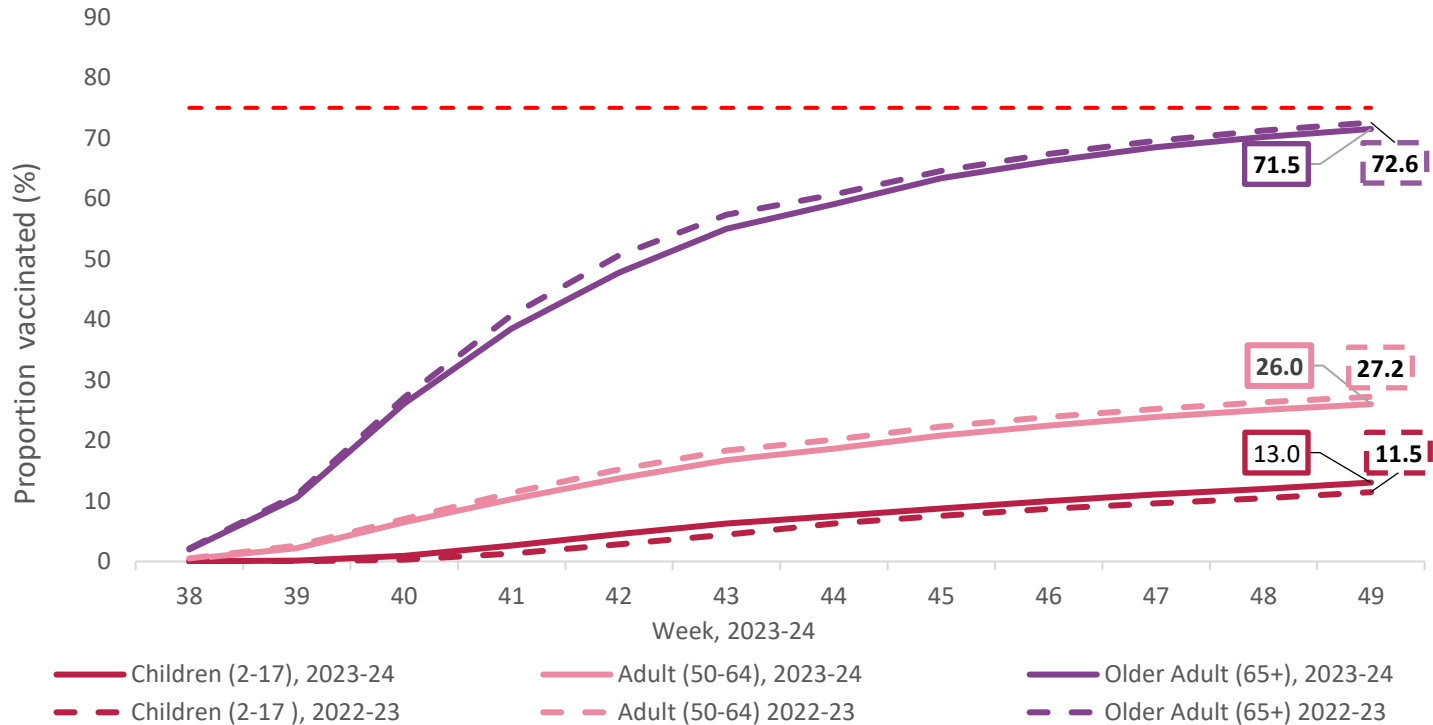
- Children aged 2 -17 years
- People older than 65 years
- Health Care Workers
- Residents of nursing homes, old people's homes, and other long stay facilities where rapid spread is likely to follow introduction of infection
- Persons aged ≥ 6 months of age with chronic illness (chronic respiratory disease: cystic fibrosis, chronic bronchitis, chronic obstruction pulmonary disease; moderate or severe asthma, chronic heart disease, diabetes mellitus), immunosuppressed due to disease or treatment (including asplenia or splenic dysfunction), those with morbid obesity (Body mass index >40)
- Persons with Down syndrome
- Pregnant women
- People who have close, regular contact with pigs, poultry or waterfowl

The uptake rates are calculated as follows:

1. Influenza uptake rates by age group are calculated based on the proportion of individuals in the specified age group who are vaccinated during the period 18th September -10th December 2023.
 2. Rates by age groups for the 2023/2024 season are calculated using HIU 2021 Popul Projection estimates.
- COVAX system, which collects vaccination data related influenza vaccines administered to the Irish population by GPs, pharmacies, hospitals and community vaccinators.



Influenza vaccination uptake, by age group, 2023*-2024 season vs same period 2022-2023



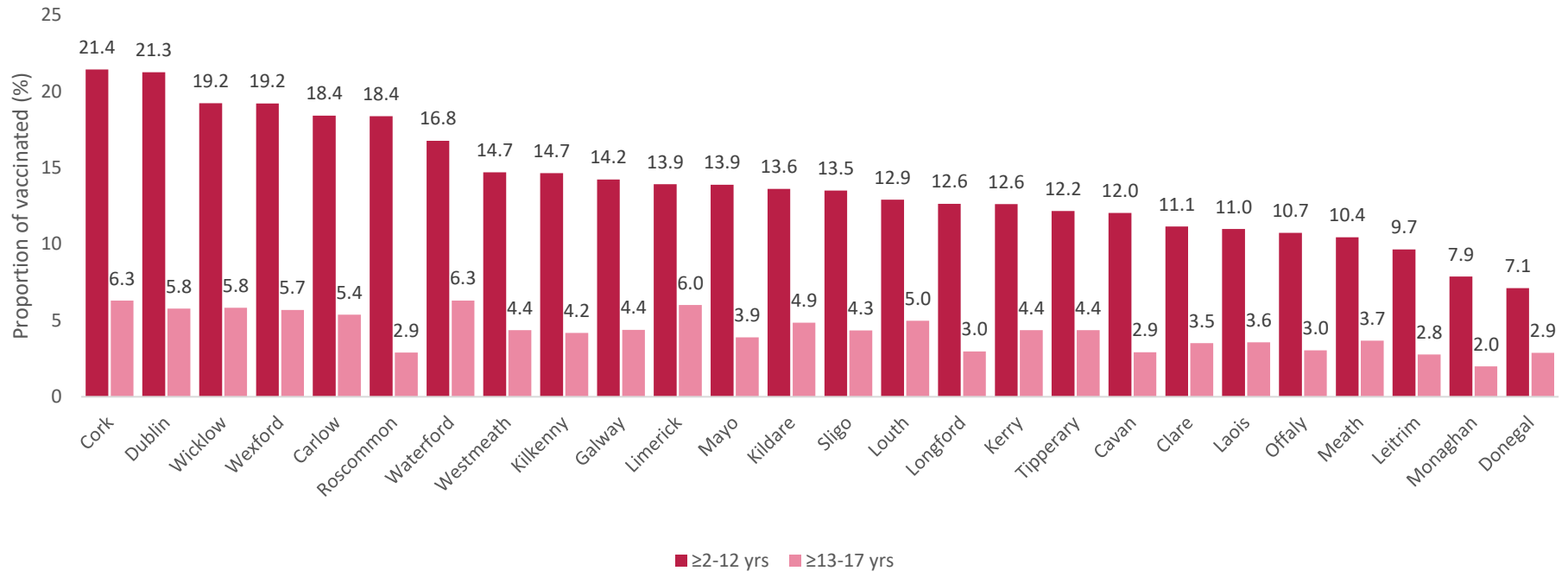
*Since 18th September 2023

Data source: data extract of vaccinations from IIS.

Data source for denominator: HIU 2021 Popul Projection



Influenza vaccination uptake in children aged 2-17 years, by counties, 2023-2024

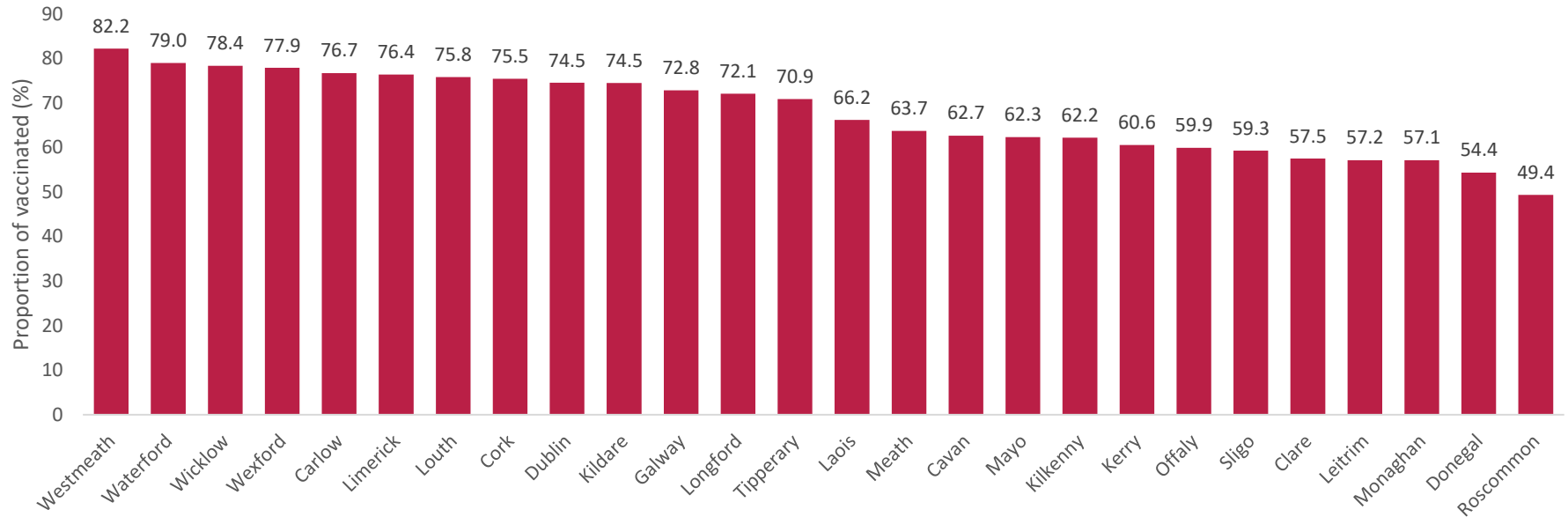


Data source: data extract of vaccinations from IIS.

Data source for denominator: HIU 2021 Popul Projection



Influenza vaccination uptake in those aged 65 years and over, by counties, 2023-2024



Data source: data extract of vaccinations from IIS.

Data source for denominator: HIU 2021 Popul Projection



Acknowledgements



Sincere thanks are extended to all those who are providing and collecting data used in these reports. This includes the IIS staff, GPs, pharmacists and administrative staff.