

# Influenza Surveillance in Ireland – Weekly Report

Influenza Week 1 2022 (3<sup>rd</sup> January 2022 – 9<sup>th</sup> January 2022)



 *Intensive Care Society of Ireland*



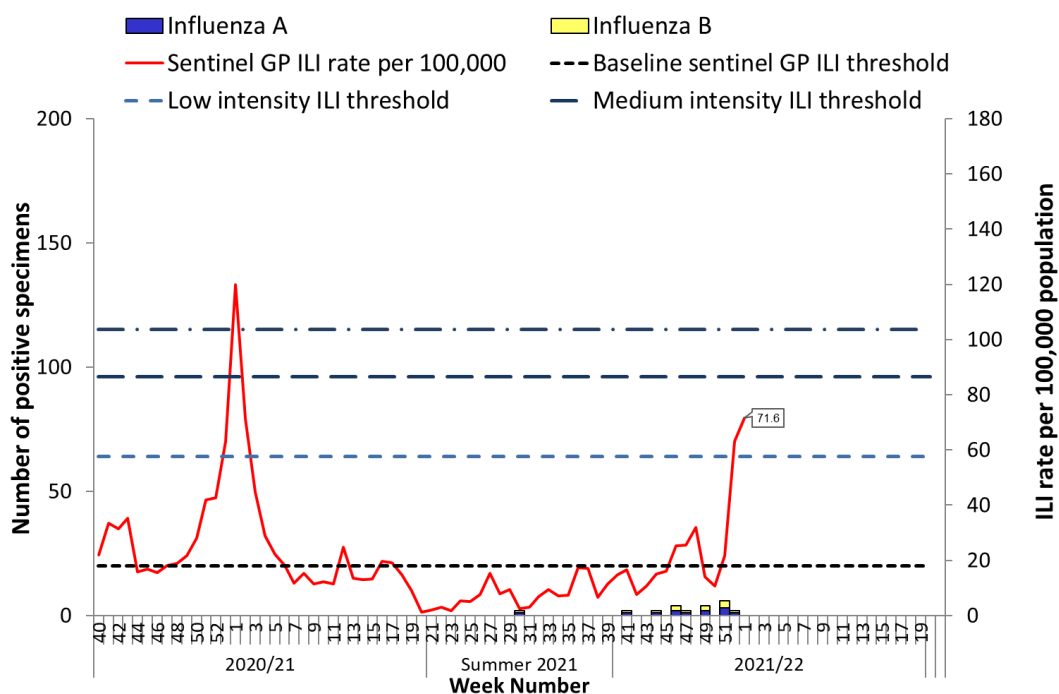
## Summary

**Influenza activity remained low in Ireland during week 1 2022, with six laboratory confirmed cases notified. Notified confirmed influenza cases (N=43) in Ireland during the 2021/2022 season to date, have predominately been associated with influenza A –the majority subtyped as A(H3) and one subtyped as A(H1)pdm09. In the European region, influenza activity continued to increase, and is predominately associated with influenza A(H3). ECDC has declared that the influenza epidemic in Europe has started for the 2021/2022 season.**

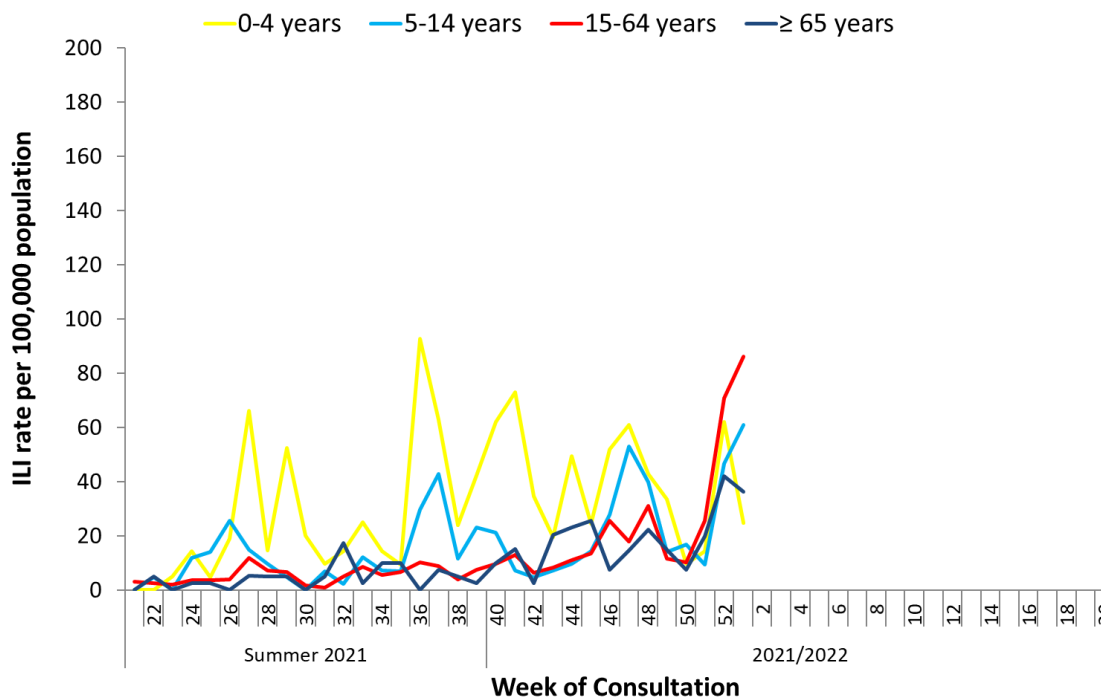
- **Influenza-like illness (ILI):** The sentinel GP influenza-like illness (ILI) consultation rate increased to 71.6/100,000 population during week 1 2022, compared to the updated rate of 63.0/100,000 in week 52 2021. Sentinel GP ILI consultation rates during week 1 2022 were above the Irish baseline threshold (18.1/100,000 population). Recent trends in sentinel GP ILI consultation rates are likely reflecting community COVID-19 incidence and changes to health seeking behaviour relating to GP consultation, the use of online COVID-19 test booking systems and antigen tests.
- Sentinel GP ILI rates were above age specific baseline levels in all age groups during week 1 2022.
- **GP Out of Hours:** The proportion of self-reported ‘flu’ calls to GP Out-of-Hours services was 1.0% (178/18,385) during week 1 2022, remaining below the baseline (2.3%).
- **National Virus Reference Laboratory (NVRL):** Of 136 sentinel GP ILI and 124 non-sentinel respiratory specimens tested and reported by the NVRL during week 1 2022, no sample was positive for influenza. For the 2021/2022 season (weeks 40 2021- 1 2022), only 0.1% (1/1009) of sentinel GP ILI specimens and 0.4% (12/3298) of non-sentinel respiratory specimens were positive for influenza: 11 A(H3), 1 A(H1)pdm09 and two B.
- RSV positivity (non-sentinel sources) was low and declining during week 1 2022 at 4.0%, which is lower than the median positivity of 13.0% for the same week in the 2014-2019 time period. Rhinovirus/enterovirus and other respiratory viruses continue to circulate, with coinfections of respiratory viruses reported.
- **Influenza notifications:** Six laboratory confirmed influenza cases (1 influenza A(H1)pdm09, 1 A(H3) and 4 A not subtyped) - were notified to HPSC during week 1 2022; bringing the season (weeks 40 2021-1 2022) total to 43 laboratory confirmed influenza cases notified.
- **RSV notifications:** 45 RSV cases (37.8% aged 0-4 years; 26.7% aged ≥65 years) were notified during week 1 2022; 21 of these cases were reported as hospital inpatients (47.6% aged 0-4 years; 28.6% aged ≥65 years).
- **Hospitalisations and Critical care admissions:** One confirmed influenza A hospitalised case was notified during week 1 2022, an adult case aged <65 years. During weeks 40 2021- 1 2022, eight confirmed influenza hospitalised cases were notified: six influenza A (two subtyped as AH3) and two influenza B cases. No confirmed influenza cases were admitted to critical care during weeks 40 2021-1 2022.
- **Mortality:** No reports of deaths in notified influenza cases during week 1 2022. No excess all-cause mortality was reported during week 52 2021; data reported with one-week time lag.
- **Outbreaks:** No acute respiratory infection (SARS-CoV-2 negative), influenza or RSV outbreaks were notified to HPSC during week 1 2022.
- **International:** Influenza activity continues to increase throughout the European Region, particularly in Northern and Eastern areas of the Region.

## 1. GP sentinel surveillance system - Clinical Data

- During week 1 2022, 207 influenza-like illness (ILI) cases were reported from the Irish sentinel GP network, corresponding to an ILI consultation rate of 71.6 per 100,000 population, an increase compared to the updated rate of 63.0/100,00 during week 52 2021 (Figure 1).
- Sentinel GP respiratory consultations are currently via phone consultations. Recent trends in sentinel GP ILI consultation rates are likely reflecting community COVID-19 incidence and changes to health seeking behaviour relating to GP consultations, the use of online COVID-19 booking systems and antigen tests.
- With a low number of laboratory confirmed influenza cases detected/notified in Ireland during the 2021/2022 season to date, sentinel GP ILI consultations are predominately reflecting circulation of SARS-CoV-2 in the community, rather than influenza viruses.
- The sentinel GP ILI consultation rate was above the Irish sentinel GP ILI baseline threshold (18.1/100,000 population) during week 1 2022.
- During week 1 2022, sentinel GP ILI rates were above age specific baseline levels in all age groups; 0-14 years (49.1/100,000), those aged 15-64 years (86.1/100,000) and those aged ≥65 years (36.2/100,000). Data for weeks 40 2021 -1 2022 are included in Figure 2 & Table 1.
- The Irish sentinel baseline ILI threshold for the 2021/2022 influenza season is 18.1/100,000 population. ILI rates above this baseline threshold combined with sentinel GP influenza positivity >10% indicate the likelihood that influenza is circulating in the community. The Moving Epidemic Method (MEM) is used to calculate thresholds for GP ILI consultations in a standardised approach across Europe. The baseline ILI threshold (18.1/100,000), medium (57.5/100,000) and high (86.5/100,000) intensity ILI thresholds are shown in figure 1. Age specific MEM threshold levels are shown in Table 1.



**Figure 1:** Sentinel GP Influenza-like illness (ILI) consultation rates per 100,000 population, baseline ILI threshold, medium and high intensity ILI thresholds and number of positive influenza A and B specimens tested by the NVRL, by influenza week and season. The current week sentinel GP ILI consultation rate per 100,000 population is highlighted in red text. *Source: ICGP and NVRL*



**Figure 2:** Age specific sentinel GP ILI consultation rate per 100,000 population by week during the summer of 2021 and the 2021/2022 influenza season to date. *Source: ICGP.*

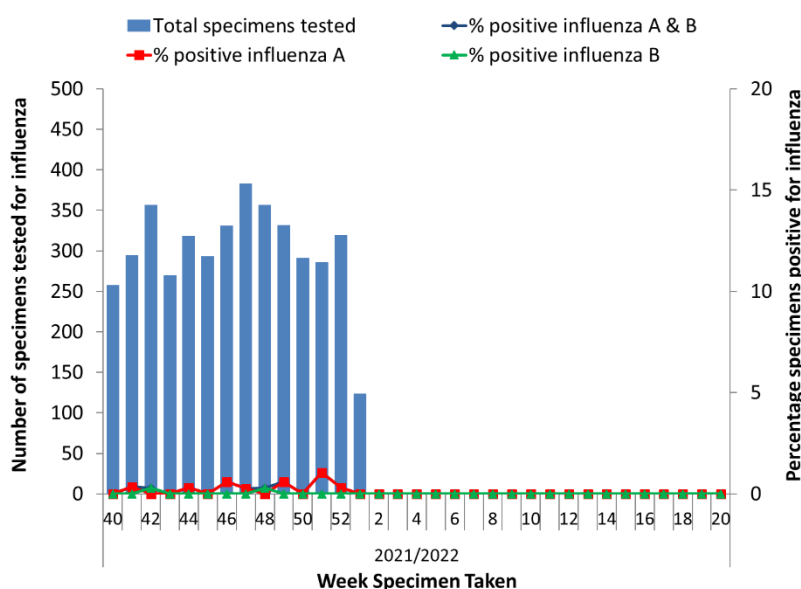
**Table 1:** Age specific sentinel GP ILI consultation rate per 100,000 population by week for the 2021/2022 season, colour coded by sentinel GP ILI age specific Moving Epidemic Method (MEM) threshold levels. *Source: ICGP.*

Sentinel GP ILI Threshold Levels	Below Baseline	Low	Moderate	High	Extraordinary									
<b>Age group (years)</b>	<b>40</b>	<b>41</b>	<b>42</b>	<b>43</b>	<b>44</b>	<b>45</b>	<b>46</b>	<b>47</b>	<b>48</b>	<b>49</b>	<b>50</b>	<b>51</b>	<b>52</b>	<b>1</b>
All Ages	14.9	16.6	7.6	10.6	15.1	16.0	25.3	25.5	31.9	14.0	10.8	21.8	63.0	71.6
<15 yrs	34.6	28.8	14.6	11.3	22.8	17.7	35.8	55.6	40.8	20.5	14.4	10.9	51.7	49.1
15-64 yrs	9.6	12.9	6.3	8.4	11.0	13.5	25.6	18.0	30.9	11.7	10.3	25.7	70.9	86.1
≥65 yrs	9.9	15.2	2.6	20.4	23.1	25.4	7.4	14.6	22.3	14.9	7.6	19.7	42.1	36.2
Reporting practices (N=61)	57	56	54	55	54	55	56	57	55	54	55	56	55	53

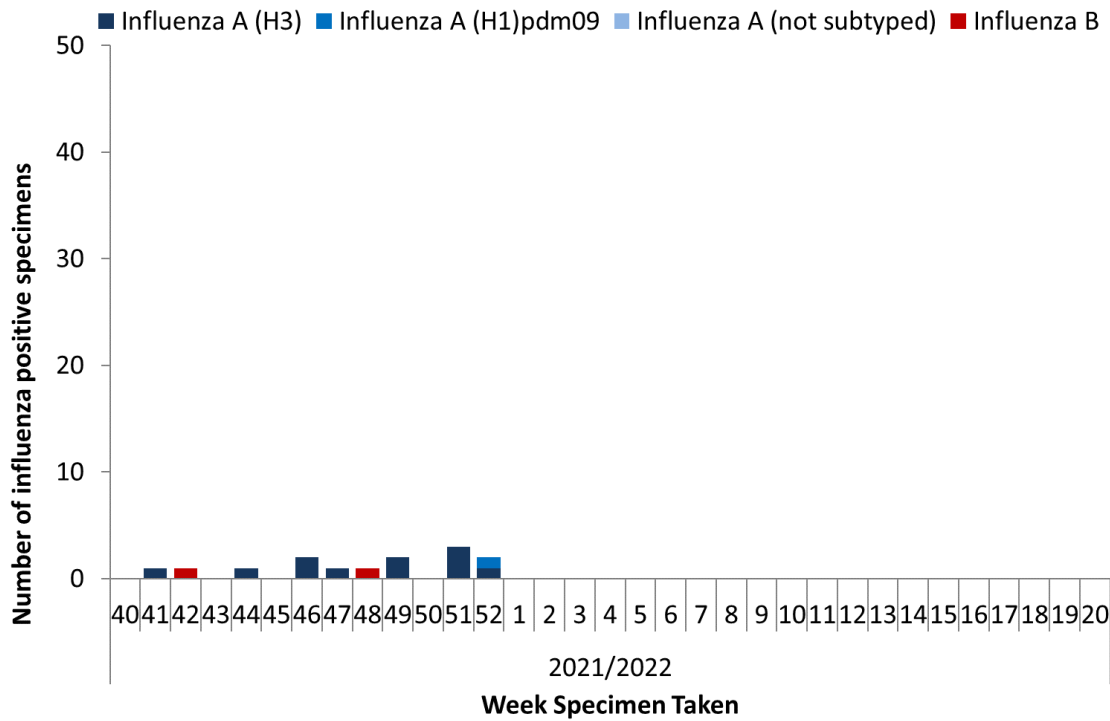
## 2. Influenza and Other Respiratory Virus Detections - NVRL

The data reported in this section for the 2021/2022 influenza season refer to sentinel GP ILI and non-sentinel respiratory specimens routinely tested for influenza, respiratory syncytial virus (RSV), adenovirus, parainfluenza virus types 1-4 (PIV-1-4), human metapneumovirus (hMPV) and rhino/enteroviruses by the National Virus Reference Laboratory (NVRL) (Tables 2 & 3, Figure 3). In Ireland, virological surveillance for influenza, RSV and other respiratory viruses (ORVs) undertaken by the Irish sentinel GP network is integrated into current testing structures for COVID-19 primary care referrals. Non-sentinel respiratory specimens relate to specimens referred to the NVRL (other than sentinel GP specimens) and may include more than one specimen from each case.

- Of 136 sentinel GP ILI and 124 non-sentinel respiratory specimens tested and reported by the NVRL during week 1 2022, no influenza positive specimens were detected during week 1 2022 (Table 2).
- For the 2021/2022 season (weeks 40 2021- 1 2022), only 0.4% (13/3298) of non-sentinel respiratory and 0.1% (1/1009) of sentinel GP ILI specimens were positive for influenza; 11 influenza A(H3) 1 influenza A(H1)pdm09 and two influenza B (one B/Victoria and one B/lineage not specified) (Figures 3 & 4).
- RSV positivity (non-sentinel sources) remained low and declined during week 1 2022; at 4.0% (5/124), which is lower than the median positivity for the same week (13.0%) during the 2014-2019 time period (Table 3; Figure 5).
- Rhinovirus/enterovirus positive detections (non-sentinel sources) continue to be reported, with positivity levels at 9.7% (12/124) during week 1 2022 (Figure 6). Other respiratory viruses (ORVs) continue to be detected at lower levels, compared to RSV and rhinovirus/enterovirus positivity levels (Table 4).
- During the COVID-19 pandemic, there may be a lag time receiving data from NVRL and laboratories under the clinical governance of the NVRL. The data reported on sentinel GP ILI and non-sentinel respiratory specimens tested by the NVRL for the current week, may be under reported and are updated in subsequent weeks.



**Figure 3:** Number of specimens (from sentinel GP ILI and non-sentinel respiratory sources) tested by the NVRL for influenza and percentage influenza positive by week for the 2021/2022 influenza season. *Source: NVRL.*



**Figure 4:** Number of positive influenza specimens (from sentinel GP ILI and non-sentinel respiratory sources) tested by the NVRL by influenza type/subtype and by week for the 2021/2022 influenza season. *Source: NVRL.*

**Table 2:** Number of sentinel GP ILI and non-sentinel respiratory specimens tested by the NVRL and positive influenza results, for week 1 2022 and the 2021/2022 season (weeks 40 2021- 1 2022). *Source: NVRL*

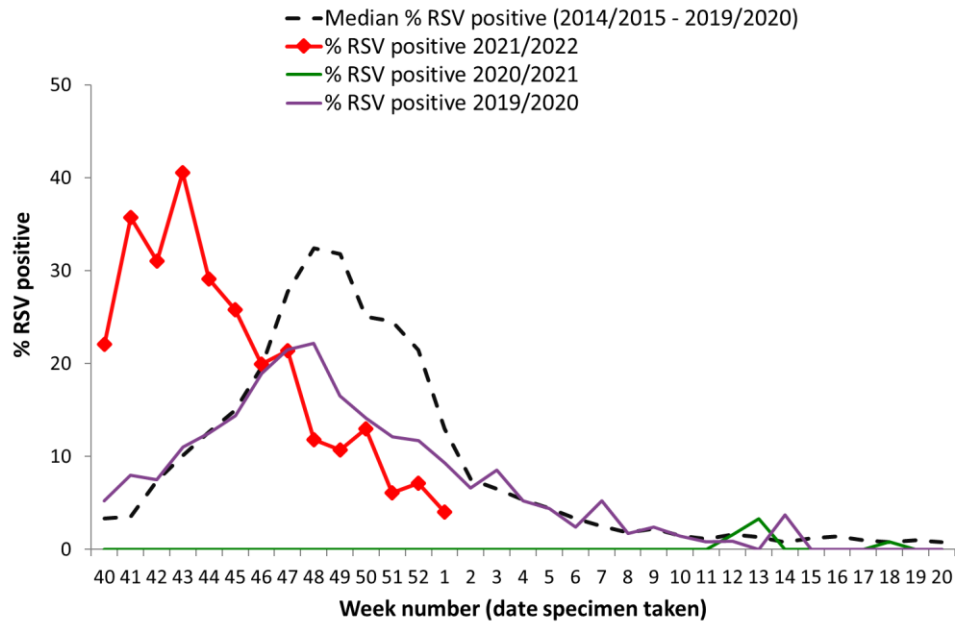
Surveillance period	Specimen type	Total tested	Number influenza positive	% Influenza positive	Influenza A				Influenza B			
					A(H1)pdm09	A(H3)	A (not subtyped)	Total influenza A	B (unspecified)	B Victoria lineage	B Yamagata lineage	Total influenza B
<b>1 2021</b>	Sentinel GP ILI referral	136	0	0.0	0	0	0	0	0	0	0	0
	Non-sentinel	124	0	0.0	0	0	0	0	0	0	0	0
	<b>Total</b>	<b>260</b>	<b>0</b>	<b>0.0</b>	<b>0</b>	<b>0</b>	<b>0</b>	<b>0</b>	<b>0</b>	<b>0</b>	<b>0</b>	<b>0</b>
<b>2021/2022</b>	Sentinel GP ILI referral	1009	1	0.1	0	1	0	1	0	0	0	0
	Non-sentinel	3298	13	0.4	1	10	0	11	1	1	0	2
	<b>Total</b>	<b>4307</b>	<b>14</b>	<b>0.3</b>	<b>1</b>	<b>11</b>	<b>0</b>	<b>12</b>	<b>1</b>	<b>1</b>	<b>0</b>	<b>2</b>

**Table 3:** Number of sentinel GP ILI and non-sentinel respiratory specimens tested by the NVRL and positive RSV results, for week 1 2022 and the 2021/2022 season (weeks 40 2021-1 2022). *Source: NVRL*

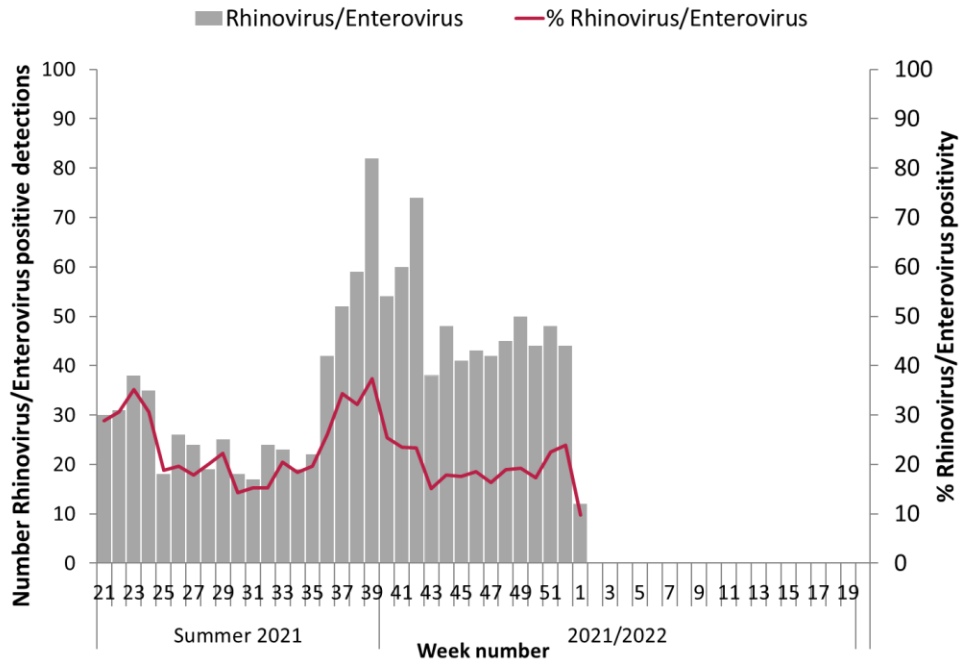
Surveillance period	Specimen type	Total tested	Number RSV positive	% RSV positive	RSV A	RSV B	RSV (unspecified)
<b>Week 1 2021</b>	Sentinel GP ILI	136	0	0.0	0	0	0
	Non-sentinel	124	5	4.0	3	2	0
	<b>Total</b>	<b>260</b>	<b>5</b>	<b>1.9</b>	<b>3</b>	<b>2</b>	<b>0</b>
<b>2021/2022</b>	Sentinel GP ILI	1009	54	5.4	27	27	0
	Non-sentinel	3298	697	21.1	392	304	1
	<b>Total</b>	<b>4307</b>	<b>751</b>	<b>17.4</b>	<b>419</b>	<b>331</b>	<b>1</b>

**Table 4:** Number of non-sentinel respiratory specimens tested by the NVRL for other respiratory viruses (ORVs) and positive results, for week 1 2022 and the 2021/2022 season (weeks 40 2021-1 2022). *Source: NVRL*

Virus	Week 1 2021 (N=124)		2021/2022 (N=3298)	
	Total positive	% positive	Total positive	% positive
Influenza virus	0	0.0	13	0.4
Respiratory Syncytial Virus (RSV)	5	4.0	697	21.1
Rhino/enterovirus	12	9.7	643	19.5
Adenovirus	0	0.0	33	1.0
Bocavirus	1	0.8	97	2.9
Human metapneumovirus (hMPV)	7	5.6	88	2.7
Parainfluenza virus type 1 (PIV-1)	0	0.0	0	0.0
Parainfluenza virus type 2 (PIV-2)	0	0.0	1	0.0
Parainfluenza virus type 3 (PIV-3)	1	0.8	98	3.0
Parainfluenza virus type 4 (PIV-4)	3	2.4	57	1.7



**Figure 5:** NVRL non-sentinel RSV positivity by week specimen was taken for 2021/2022, 2020/2021 and 2019/2020 seasons compared to median % RSV positivity (2014/2015-2019/2020). *Source: NVRL.*



**Figure 6:** Number (and percentage) of non-sentinel rhinovirus/enterovirus positive detections by week specimen was taken for summer 2021 and 2021/2022 season. *Source: NVRL.*



### 3. Regional Influenza Activity by HSE-Area

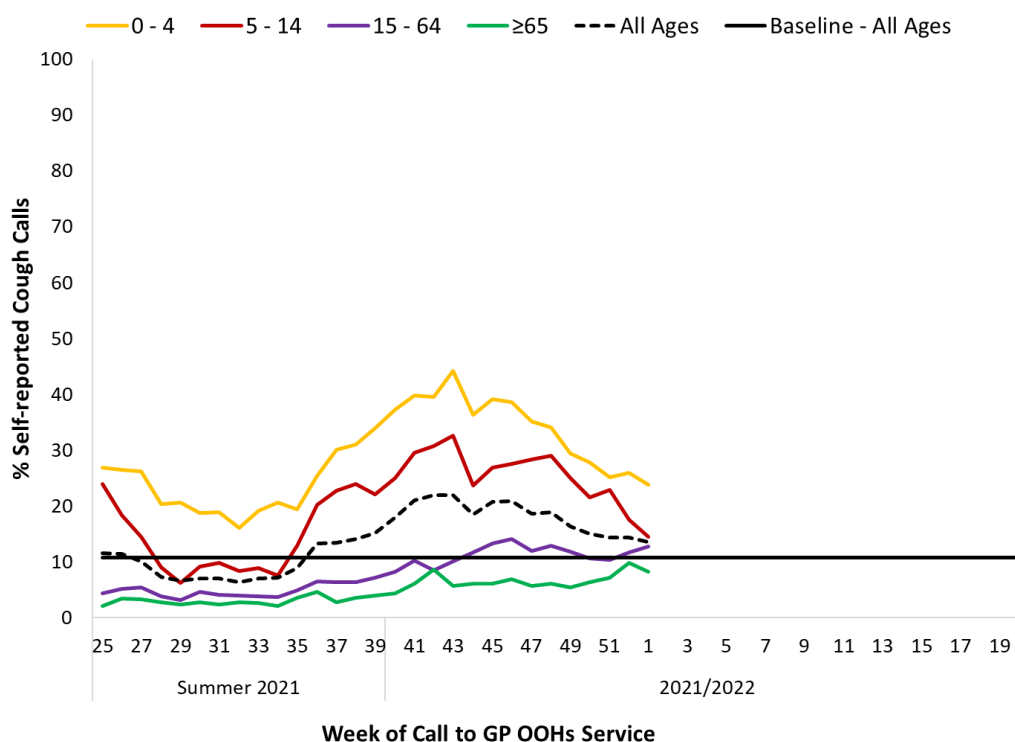
Regional influenza activity levels will be based on laboratory confirmed influenza cases and/or outbreaks.

Sporadic influenza activity (i.e. >1 laboratory confirmed influenza case in an HSE region during the same week) was reported in HSE-East (n=5) during week 1 2022.

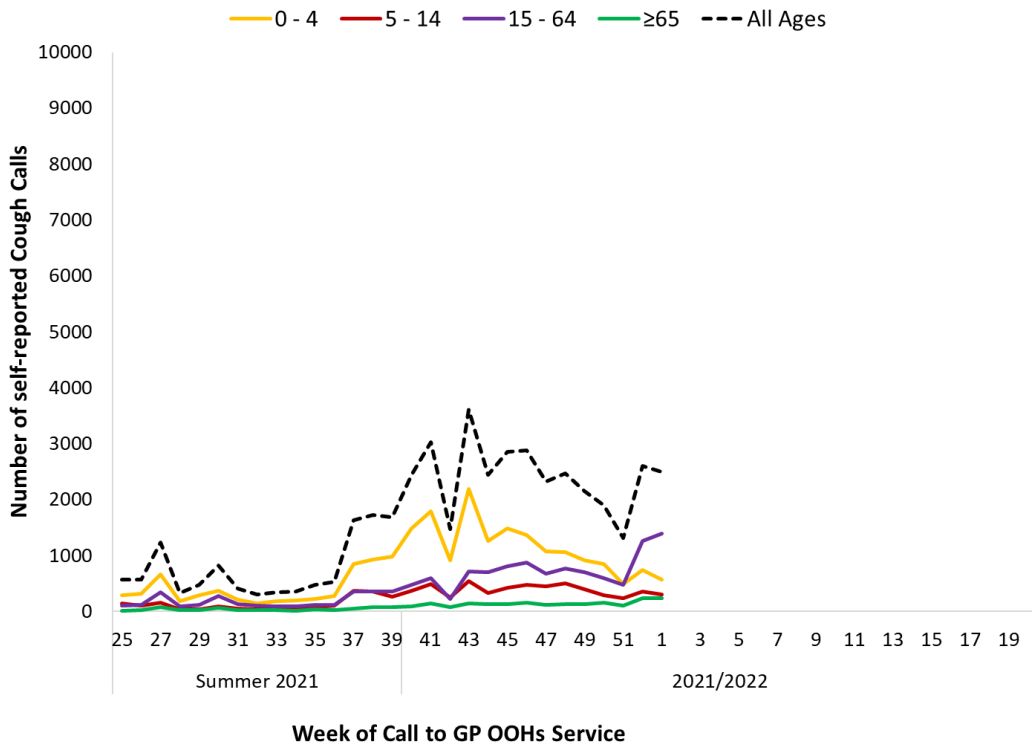
### 4. GP Out-Of-Hours services surveillance

The Department of Public Health in HSE-NE is collating national data on calls to nine of thirteen GP Out-of-Hours (GP OOHs) services in Ireland. Records with clinical symptoms reported as flu/influenza or cough are extracted for analysis. This information may act as an early indicator of circulation of influenza, SARS-CoV-2 or other respiratory viruses. Data are self-reported by callers and are not based on coded diagnoses.

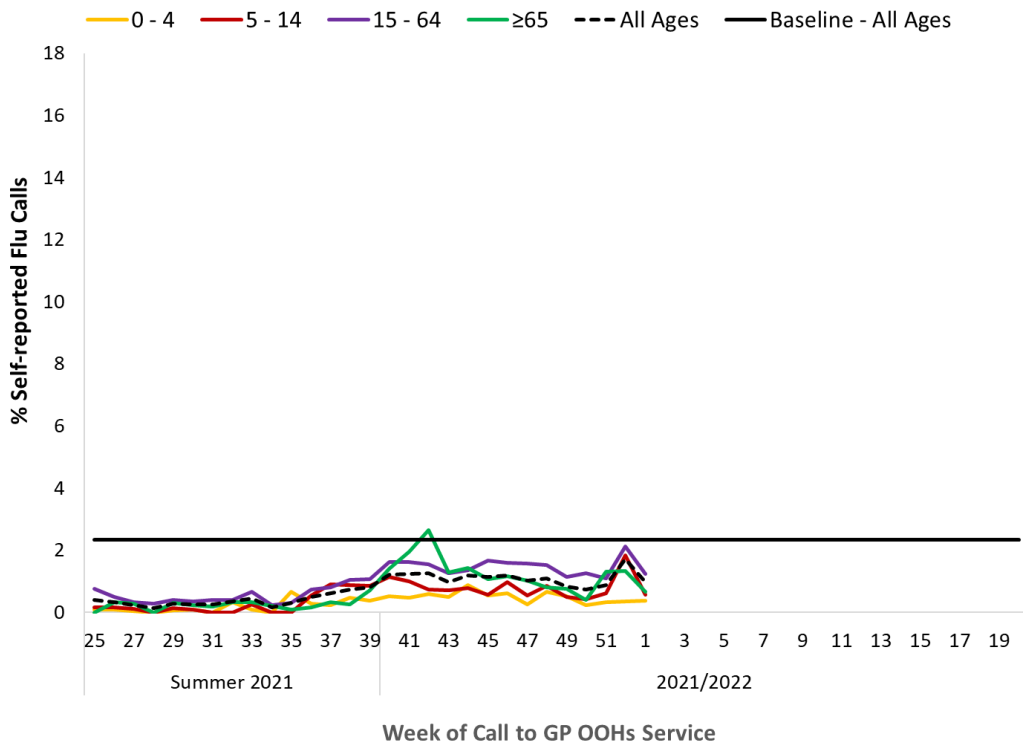
- 2502 (13.6% of total calls; N=18,385) self-reported cough calls were reported by a network of GP OOHs services during week 1 2022, remaining above baseline levels for 18 consecutive weeks (Figures 7 & 8). The baseline threshold level for self-reported cough calls is 10.7%.
- 178 (1.0% of total calls; N=18,385) self-reported 'flu' calls were reported by a network of GP OOHs services during week 1 2022, remaining below baseline levels, and a decrease compared to 217 (1.7% of total calls; N=12,659) self-reported 'flu' calls during week 52 2021. The baseline threshold level for self-reported 'flu' calls is 2.3%. (Figure 9).



**Figure 7:** Percentage of self-reported COUGH calls for all ages and by age group as a proportion of total calls to GP Out-of-Hours services by week of call, 2021-2022. The % cough calls baseline for all ages calculated using the MEM method on historic data is shown. *Source: GP Out-Of-Hours services in Ireland (collated by HSE-NE) & ICGP.*



**Figure 8:** Number of self-reported COUGH calls for all ages and by age group to GP Out-of-Hours services by week of call, 2021-2022. *Source: GP Out-Of-Hours services in Ireland (collated by HSE-NE) & ICGP.*

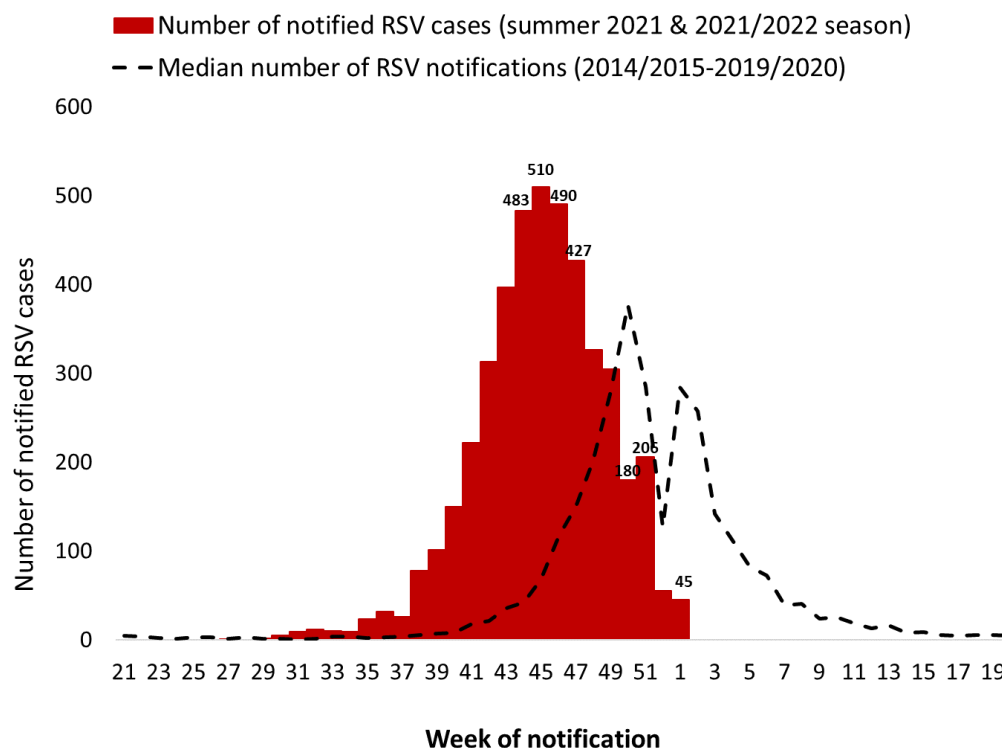


**Figure 9:** Percentage of self-reported FLU calls for all ages and by age group as a proportion of total calls to GP Out-of-Hours services by week of call, 2021-2022. The % flu calls baseline for all ages calculated using the MEM method on historic data is shown. *Source: GP Out-Of-Hours services in Ireland (collated by HSE-NE) & ICGP.*

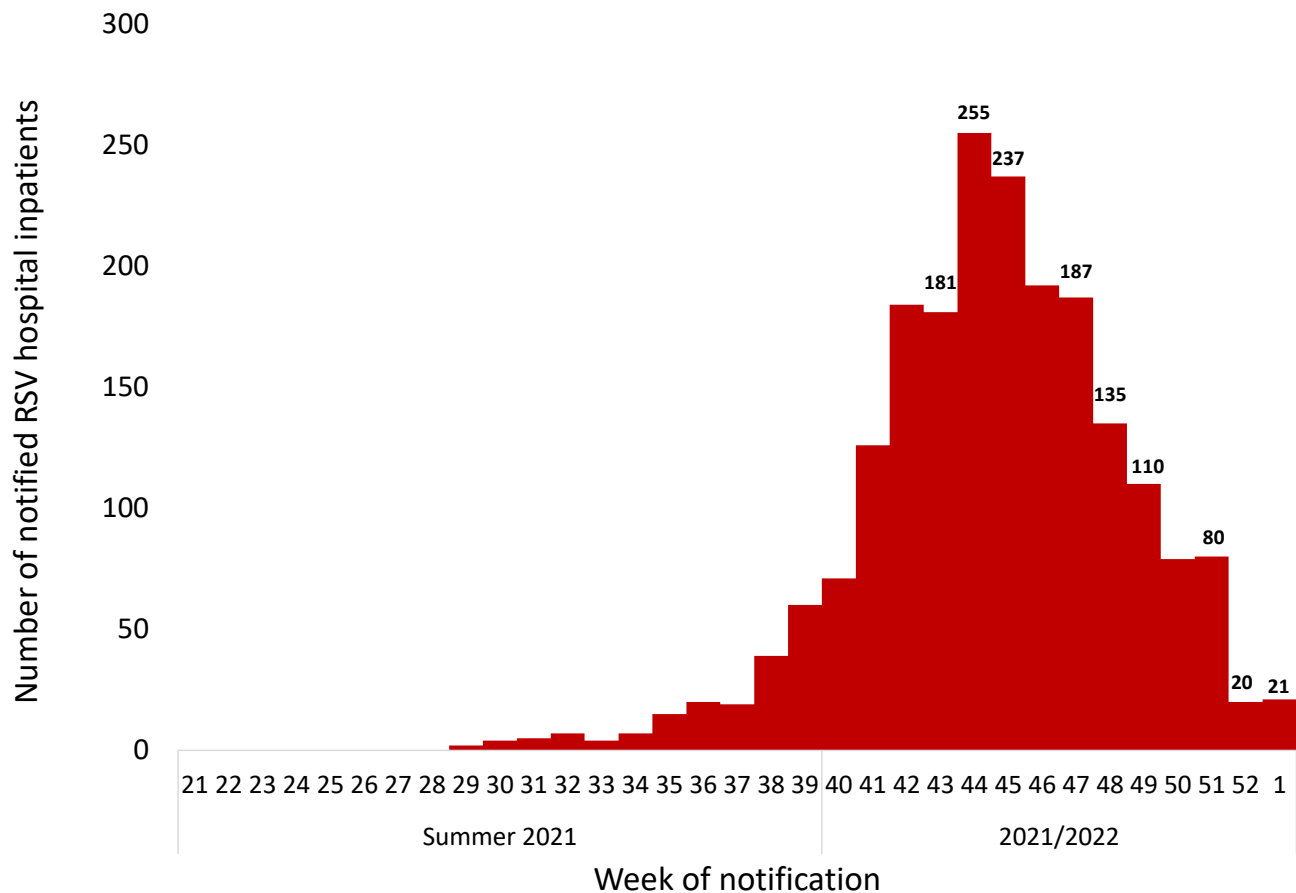
## 5. Influenza & RSV notifications

Influenza and RSV cases notifications are reported on Ireland's Computerised Infectious Disease Reporting System (CIDR), including all positive influenza /RSV specimens reported from all laboratories testing for influenza/RSV and reporting to CIDR. Influenza and RSV notifications are reported in the [Weekly Infectious Disease Report for Ireland](#).

- Six laboratory confirmed influenza cases, 6 influenza A (1 A(H1)pdm09, 1 A(H3) and 4 A not subtyped), were notified to HPSC during week 1 2022. The median age of cases notified during week 1 2022 was 39 years (interquartile range 31-63 years); 5 cases were aged <65 years and one was aged ≥65 years. Laboratory confirmed influenza cases were notified from HSE-East (n=5) and HSE-South (n=1) during week 1 2022. Notification data were impacted over the Christmas and New Year period and caution is advised interpreting these data.
- Forty-three laboratory confirmed influenza cases were notified during the 2021/2022 season (weeks 40 2021 -1 2022): 37 influenza A (28 A-not subtyped, 8 A(H3) and one A(H1)pdm09) and 6 influenza B. The median age of notified cases for the 2021/2022 season to date is 28 years (interquartile range 21-43 years).
- Influenza RNA can be detected in PCR tests in children within 14 days of receipt of Live Attenuated Influenza Vaccine (LAIV). These LAIV vaccine virus detections are not notified as confirmed influenza cases.
- During week 1 2022, 45 RSV cases (37.8%, n=17/45 aged 0-4 years; 26.7%, n=12/45, aged ≥65 years) were notified; 21 of these cases were reported as hospital inpatients (47.6%, n=10/21, aged 0-4 years; 28.6%, n=6/21, aged ≥65 years) (Figures 10 & 11). It should be noted that patient type is not always reported/updated for RSV notified cases; an RSV patient may be admitted to hospital and patient type not updated on CIDR.



**Figure 10:** Number of RSV cases notified by week of notification, summer 2021 and 2021/2022, and median number of RSV notifications by week (2014/2015-2019/2020). *Source: Ireland's Computerised Infectious Disease Reporting System.*



**Figure 11:** Number of notified RSV cases reported as hospital inpatients, by week of notification, summer 2021 and 2021/2022. *Source: Ireland’s Computerised Infectious Disease Reporting System.*

## 6. Influenza Hospitalisations

- One laboratory confirmed influenza A hospitalised case was notified during week 1 2022, an adult case aged <65 years.
- During weeks 40 2021 -1 2022, eight laboratory confirmed influenza hospitalised cases have been notified: six influenza A (two subtyped as AH3 and one A(H1)pdm09) and two influenza B cases. Confirmed influenza hospitalised cases have been notified from HSE-MidWest (n=3), -East (n=1), -NorthEast (n=1), -NorthWest (n=1) and HSE-South (n=2).

## 7. Critical Care Surveillance

The Intensive Care Society of Ireland (ICSI) and the HSE Critical Care Programme are continuing with the enhanced surveillance system set up during the 2009 pandemic, on all critical care patients with confirmed influenza. HPSC processes and reports on this information on behalf of the regional Directors of Public Health/Medical Officers of Health.

No laboratory confirmed influenza cases were admitted to critical care and reported to HPSC during weeks 40 2021- 1 2022.

## 8. Severe Acute Respiratory Infection (SARI) surveillance

Severe Acute Respiratory Infection (SARI) surveillance was implemented in one tertiary care adult hospital; St. Vincent's University Hospital, Dublin (SVUH) on the 5<sup>th</sup> of July 2021. SARI cases are identified from new admissions (aged ≥15 years) through the SVUH Emergency Department. The current SARI ECDC case definition used is defined as a hospitalised person (hospitalised for at least 24 hours) with acute respiratory infection, with at least one of the following symptoms: cough, fever, shortness of breath OR sudden onset of anosmia, ageusia or dysgeusia with onset of symptoms within 14 days prior to hospital admission. SARI patients are tested for SARS-CoV-2, influenza and RSV.

- During week 1, 2022, 15 SARI cases were admitted to the SARI hospital site, corresponding to an incidence rate per emergency hospitalisation of 56.8/1,000; an increase on 32.2/1,000 in week 50 2021. At the time of reporting, data for weeks 51 and 52 2021 were not available and will be reported retrospectively.
- The SARI incidence rate per hospital catchment population was 4.9/100,000 population during week 1 2022, an increase on 3.3/100,000 in week 50 2021.
- SARI SARS-CoV-2 positivity was 64% (9/14 tested) during week 1 2022, compared to 90% (9/10) during week 50 2021.
- No SARI patients tested positive for influenza during week 1 2022 or during the 2021/2022 season (weeks 40 2021-1 2022). No SARI patients tested positive for RSV in week 1 2022. One SARI patient tested positive for RSV in week 50 2021, corresponding to RSV positivity of 11.1% (1/9).

## 9. Mortality Surveillance

Influenza deaths include all deaths where influenza is reported as the primary/main cause of death by the physician or if influenza is listed anywhere on the death certificate as the cause of death. HPSC receives daily mortality data from the General Register Office (GRO) on all deaths from all causes registered in Ireland. These data have been used to monitor excess all-cause and influenza and pneumonia deaths as part of the influenza surveillance system and the European Mortality Monitoring Project. These data are provisional due to the time delay in deaths' registration in Ireland. <http://www.euromomo.eu/>

- No deaths in notified influenza cases were reported during week 1 2022. During the 2021/2022 season (weeks 40 2021- 1 2022) one death in a notified influenza A(H3) case was reported to HPSC during week 45 2021.
- No excess all-cause deaths were observed during week 52 2021, after correcting data for reporting delays with the standardised EuroMOMO algorithm. Due to delays in death registrations in Ireland, excess mortality data included in this report are reported with a one-week lag time.

## 10. Outbreak Surveillance

COVID-19 outbreaks are not included in this report; surveillance data on COVID-19 outbreaks are detailed on the HPSC website. <https://www.hpsc.ie/a-z/respiratory/coronavirus/novelcoronavirus/surveillance/>

- No influenza, RSV or acute respiratory infection (ARI) (SARS-CoV-2 negative) outbreaks were notified to HPSC during week 1 2022.
- For the 2021/2022 season to date (weeks 40 2021-1 2022), one influenza A (H3) family outbreak, four RSV and nine (ARI) (SARS-CoV-2 negative) outbreaks were notified to HPSC. Of the nine ARI outbreaks, two were associated with rhinovirus/enterovirus, two with seasonal coronavirus (OC43) and five with no pathogen identified.

## 11. International Summary

As of 10<sup>th</sup> January 2022 based on data up to 26 December 2021, globally, influenza activity remained low but continued to increase. In the temperate zones of the northern hemisphere, influenza activity although still low appeared to increase in some countries with detections of mainly influenza A(H3N2) viruses and in China B-Victoria lineage viruses. In North America, influenza virus detections of predominately A(H3N2) subtyped increased and hospitalisations increased but remained low overall. RSV activity decreased in the USA and Canada. In East Asia, influenza activity continued on an increasing trend in China, while influenza illness indicators and activity remained low in the rest of the sub-region. Influenza B-Victoria lineage viruses predominated. In the Caribbean and Central American countries, influenza A(H3N2) and B virus detections increased in some countries. In tropical South America, influenza A(H3N2) detections increased overall. In tropical Africa, overall influenza activity continued on a decreasing trend, with both influenza A and B detected. In Southern Asia, influenza virus detections of predominately influenza A(H3N2) increased overall, although decreasing in a few countries. In South-East Asia, sporadic influenza detections were reported in the Philippines. In the temperate zones of the southern hemisphere, influenza activity remained low overall, although increased detections of influenza A(H3N2) were reported in temperate South America.

**With increasing detections of influenza during the COVID-19 pandemic, WHO are encouraging countries to enhance integrated surveillance to monitor influenza and SARS-CoV-2 at the same time, and step-up influenza vaccination campaigns to prevent severe disease and hospitalisations in high-risk groups for influenza.** <https://www.who.int/teams/global-influenza-programme/surveillance-and-monitoring/influenza-updates/current-influenza-update>

Influenza activity continued to increase in the European Region during week 52 2021 (week ending 02/01/2022). Albania, Israel, North Macedonia, Norway, Russian Federation and Sweden reported widespread influenza activity and/or medium influenza intensity. Six countries reported seasonal influenza activity above the 10% positivity threshold in sentinel primary care: Armenia (78%), Israel (68%), Sweden (36%), France (33%), Republic of Moldova (24%) and Albania (18%). Influenza A and B viruses were detected with a dominance of A(H3) viruses across all monitoring systems.

<https://flunewseurope.org/> ECDC have declared the 2021/2022 influenza epidemic has started. <https://www.ecdc.europa.eu/en/news-events/winters-flu-season-epidemic-has-started-what-we-know-so-far-and-what-needs-be-done>

- Further information on influenza is available on the following websites:
  - Europe – ECDC <http://ecdc.europa.eu/>
  - Public Health England <https://www.gov.uk/government/collections/weekly-national-flu-reports>
  - United States CDC <http://www.cdc.gov/flu/weekly/fluactivitysurv.htm>
  - Public Health Agency of Canada <http://www.phac-aspc.gc.ca/fluwatch/index-eng.php>
- Influenza case definition in Ireland <https://www.hpsc.ie/a-z/respiratory/influenza/casedefinitions/>
- COVID-19 case definition in Ireland <https://www.hpsc.ie/a-z/respiratory/coronavirus/novelcoronavirus/casedefinitions/>
- Avian influenza overview May – August 2020 <https://www.ecdc.europa.eu/en/publications-data/avian-influenza-overview-may-august-2020>
- Avian influenza: EU on alert for new outbreaks <https://www.ecdc.europa.eu/en/news-events/avian-influenza-eu-alert-new-outbreaks>
- Information on COVID-19 in Ireland is available on the HPSC website <https://www.hpsc.ie/a-z/respiratory/coronavirus/novelcoronavirus/>

- The WHO categorised COVID-19 as a pandemic on 11 March 2020. For more information about the situation in the WHO European Region visit:
  - WHO website: <https://www.who.int/emergencies/diseases/novel-coronavirus-2019>
  - ECDC website: <https://www.ecdc.europa.eu/en/novel-coronavirus-china>

## 11. WHO recommendations on the composition of influenza virus vaccines

The WHO vaccine strain selection committee recommend that quadrivalent egg-based vaccines for use in the 2021/2022 northern hemisphere influenza season contain the following: an A/Victoria/2570/2019 (H1N1)pdm09-like virus; an A/Cambodia/e0826360/2020 (H3N2)-like virus; a B/Washington/02/2019 (B/Victoria lineage)-like virus; and a B/Phuket/3073/2013 (B/Yamagata lineage)-like virus  
<https://www.who.int/teams/global-influenza-programme/vaccines/who-recommendations>

Further information on influenza in Ireland is available at [www.hpsc.ie](http://www.hpsc.ie)

This report was prepared by the HPSC influenza epidemiology team: Martha Neary, Lisa Domegan, Maeve McEnergy, Eva Kelly, Adele McKenna, Amy Griffin and Joan O'Donnell.

### Acknowledgements

HPSC wishes to thank the Irish sentinel GP network, the ICGP, NVRL, Departments of Public Health, ICSI, HSE-Healthlink, HSE-NE and the SARI team in SVUH for providing data for this report.