

Influenza Surveillance in Ireland – Weekly Report

Influenza Week 47 2013 (18th – 24th November 2013)



Summary

- All indicators of influenza activity in Ireland were at low levels during week 47 2013:
 - The sentinel GP influenza-like illness (ILI) consultation rate was 4.2 per 100,000 population in week 47 2013, remaining low and stable. The updated rate for week 46 2013 was 4.8 per 100,000 population.
 - ◆ ILI rates remain below the Irish baseline threshold (21.0 per 100,000 population)
 - ◆ ILI rates remain at low levels in all age groups
- The proportion of influenza-related calls to GP Out-of-Hours services remained at low levels during week 47 2013.
- Two (1.5%) influenza positive specimens were reported from the National Virus Reference Laboratory (NVRL) during week 47 2013. One influenza A (H3) from sentinel GP sources and one influenza B from non-sentinel sources.
- Respiratory syncytial virus (RSV) positivity increased significantly during week 47 2013, compared to the previous week. Positive detections of parainfluenza virus type 1 have remained at slightly elevated levels since the start of the season.
- Sporadic detections of adenovirus and human metapneumovirus (hMPV) have been reported from the NVRL for the 2013/2014 season to date.
- No confirmed influenza cases admitted to hospital or ICU were reported to HPSC during week 47 2013.
- There were no reports of any influenza-associated deaths occurring during this period.
- One acute respiratory outbreak in HSE-W was reported to HPSC (via Ireland's Computerised Infectious Disease Reporting System) during week 47 2013.
- There has been no evidence of sustained influenza activity in Europe for the 2013/2014 influenza season to date.
- Flusurvey.ie, Ireland's first online influenza survey has been launched for 2013/2014. For further information and to register, please see the [website](#).

Surveillance Systems

In order to monitor influenza activity in Ireland a number of surveillance systems are currently in place:

1. Irish College of General Practitioners (ICGP) GP sentinel surveillance system
2. Virological data from the National Virus Reference Laboratory (NVRL)
3. GP Out-of-Hours surveillance system
4. Influenza notifications reported on the Computerised Infectious Disease Reporting system (CIDR)
5. Enhanced surveillance of all hospitalised confirmed influenza cases aged 0-14 years
6. Intensive Care Society of Ireland (ICSI) enhanced surveillance of all critical care patients with confirmed influenza and enhanced surveillance of all severe acute respiratory infections (SARI) in two ICU sites (one adult and one paediatric).
7. Outbreak reporting on CIDR
8. Network of sentinel hospitals reporting hospital admission data

1. GP sentinel surveillance system - Clinical Data

During week 47 2013, 10 influenza-like illness (ILI) cases were reported from sentinel GPs, corresponding to an ILI consultation rate of 4.2 per 100,000 population, remaining low and stable. The updated rate for week 46 2013 was 4.8 per 100,000 population. To date this season, ILI rates have remained below the Irish baseline threshold (21/100,000 population). ILI age specific rates were low in all age groups during week 47 2013 (figures 1 & 2).

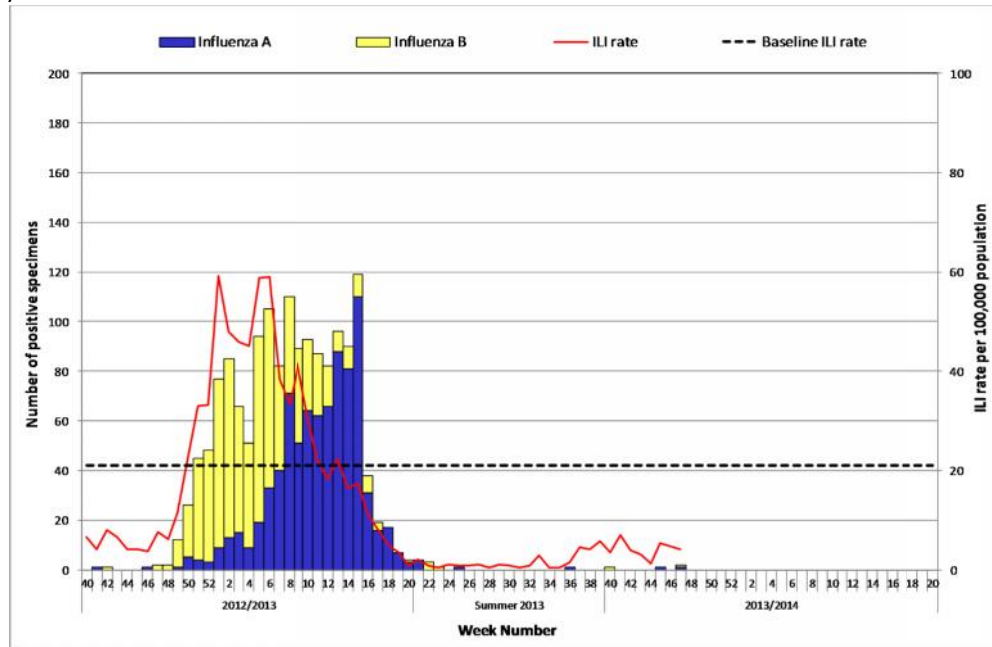


Figure 1. ILI sentinel GP consultation rates per 100,000 population, baseline ILI threshold rate, and number of positive influenza A and B specimens tested by the NVRL, by influenza week and season. *Source: ICGP and NVRL*

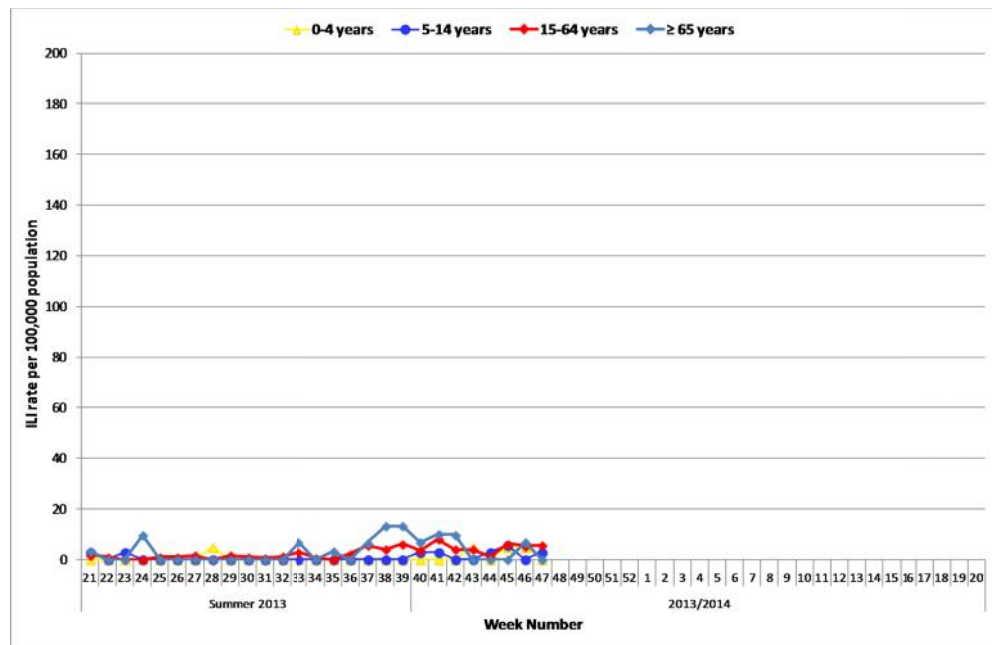


Figure 2: Age specific sentinel GP ILI consultation rate per 100,000 population by week during the summer of 2012 and the 2013/2014 influenza season to date. *Source: ICGP*

2. Influenza and Other Respiratory Viruses – National Virus Reference Laboratory

The data reported in this section for the 2013/2014 influenza season refer to sentinel and non-sentinel specimens tested for influenza, respiratory syncytial virus (RSV), adenovirus, parainfluenza viruses types 1, 2 & 3 (PIV-1, -2, & -3) and human metapneumovirus (hMPV) by the National Virus Reference Laboratory (NVRL) (figure 3, tables 1 & 2).

- Two (1.5%) influenza positive specimens were reported from the NVRL during week 47 2013.
 - One influenza A (H3) from sentinel GP sources and one influenza B from non-sentinel sources.
- Respiratory syncytial virus (RSV) positivity increased significantly during week 47 2013, compared to the previous week.
- Positive detections of parainfluenza virus type 1 have remained at slightly elevated levels since the start of the season.
- Sporadic positive detections of adenovirus, parainfluenza viruses (types 2 and -3) and hMPV have been reported from the NVRL for the 2013/2014 season to date.

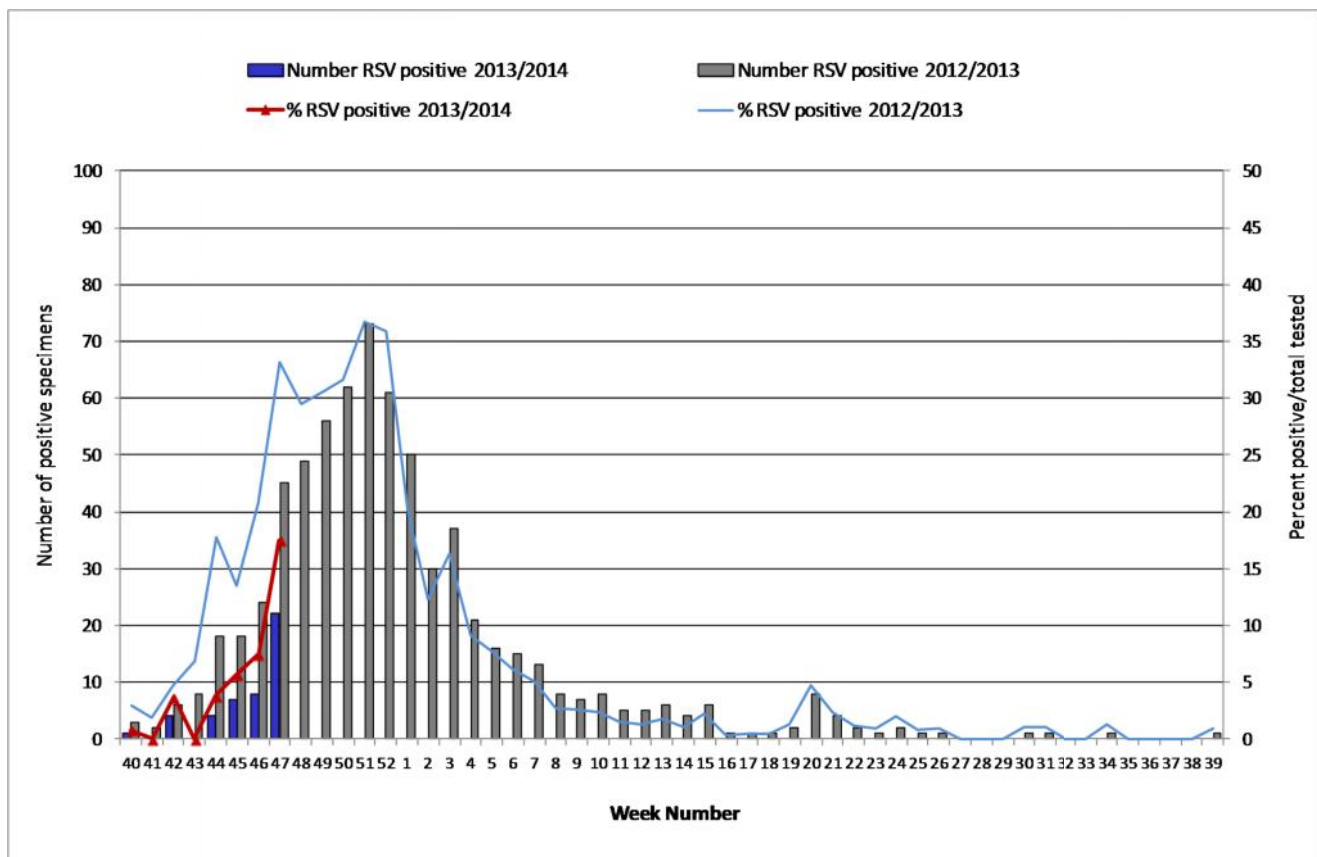


Figure 3: Number and percentage of non-sentinel RSV positive specimens detected by the NVRL during the 2013/2014 season, compared to the 2012/2013 season. Source: NVRL.

Table 1: Number of sentinel and non-sentinel* respiratory specimens tested by the NVRL and positive influenza results, for week 47 2013 and the 2013/2014 influenza season to date. Source: NVRL

Week	Specimen type	Total tested	Number influenza positive	% Influenza positive	Influenza A				Influenza B
					A (H1)pdm09	A (H3)	A (not subtyped)	Total influenza A	
47 2013	Sentinel	8	1	12.5	0	1	0	1	0
	Non-sentinel	126	1	0.8	0	0	0	0	1
	Total	134	2	1.5	0	1	0	1	1
2013/2014	Sentinel	64	2	3.1	0	1	0	1	1
	Non-sentinel	921	2	0.2	1	0	0	1	1
	Total	985	4	0.4	1	1	0	2	2

Table 2: Number of non-sentinel specimens tested by the NVRL for other respiratory viruses and positive results, for week 47 2013 and the 2013/2014 influenza season to date. Source: NVRL

Week	Specimen type	Total tested	RSV	% RSV	Adenovirus	% Adenovirus	PIV-1	% PIV-1	PIV-2	% PIV-2	PIV-3	% PIV-3	hMPV	% hMPV
47 2013	Sentinel	8	0	0.0	0	0.0	0	0.0	1	12.5	0	0.0	0	0.0
	Non-sentinel	126	22	17.5	2	1.6	3	2.4	0	0.0	0	0.0	1	0.8
	Total	134	22	16.4	2	1.5	3	2.2	1	0.7	0	0.0	1	0.7
2013/2014	Sentinel	64	0	0.0	1	1.6	2	3.1	1	1.6	1	1.6	0	0.0
	Non-sentinel	921	46	5.0	9	1.0	32	3.5	9	1.0	3	0.3	6	0.7
	Total	985	46	4.7	10	1.0	34	3.5	10	1.0	4	0.4	6	0.6

* Please note that non-sentinel specimens relate to specimens referred to the NVRL (other than sentinel specimens) and may include more than one specimen from each case.

3. Regional Influenza Activity by HSE-Area

Influenza activity is based on sentinel GP ILI consultation rates, laboratory data and outbreaks.

Sporadic influenza activity (based on ILI cases and/or confirmed influenza cases) was reported from HSE-E, -MW and -S during week 47 2013. All other HSE Areas reported no influenza activity during week 47 2013 (figure 4).

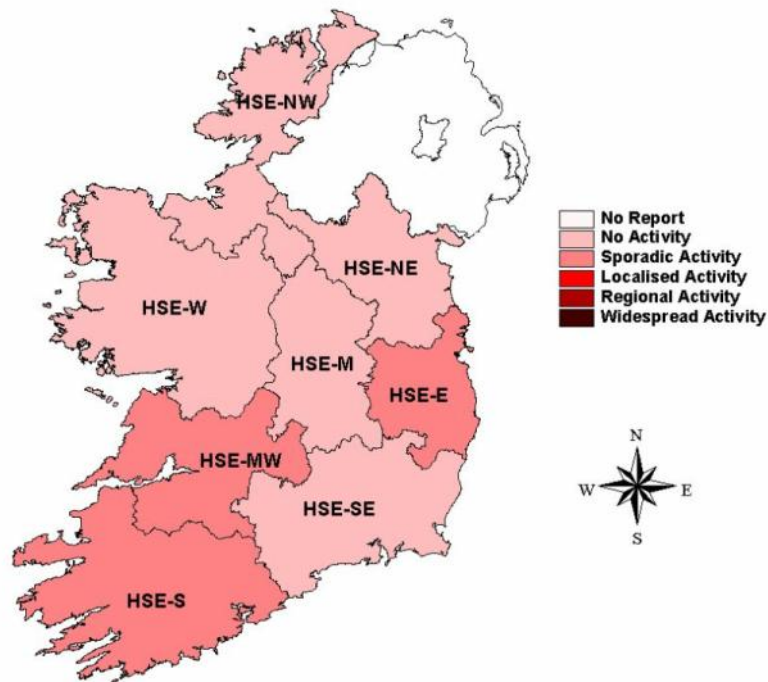


Figure 4: Map of provisional influenza activity by HSE-Area during week 47 2013.

Sentinel hospitals

The Departments of Public Health have established at least one sentinel hospital in each HSE-Area, to report data on total, emergency and respiratory admissions on a weekly basis. Respiratory admissions data are routinely reported from eight sentinel hospitals.

Respiratory admissions reported from sentinel hospitals remained stable and at expected levels for this time of year, with 275 admissions reported during week 47 and 273 during week 46 2013. It should be noted that respiratory admissions data for week 47 2013 were incomplete, with 7/8 sentinel hospitals reporting (figure 5).

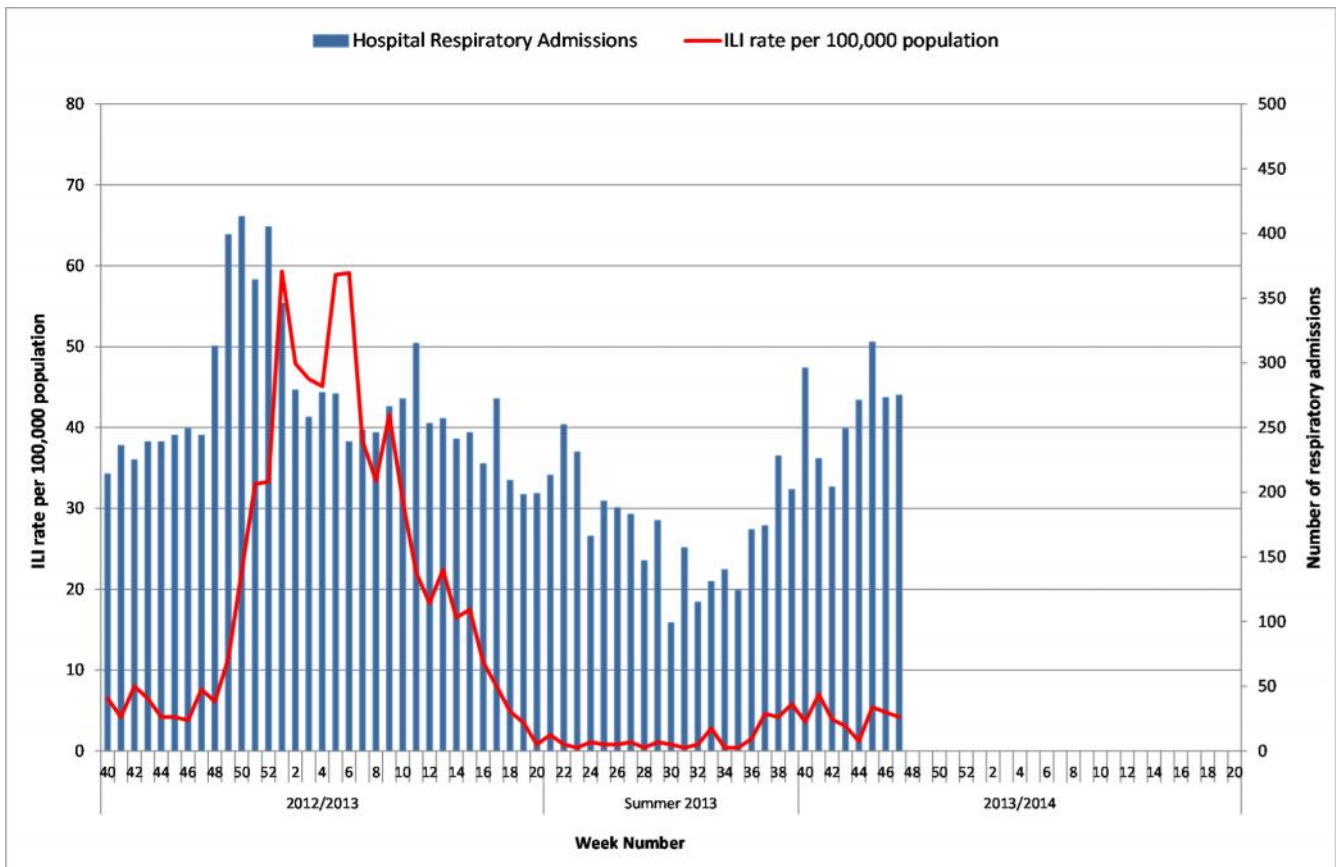


Figure 5: Number of respiratory admissions reported from sentinel hospitals and ILI sentinel GP consultation rate per 100,000 population by week and season. Source: Departments of Public Health - Sentinel Hospitals & ICGP.

4. GP Out-Of-Hours services surveillance

The Department of Public Health in HSE-NE is collating national data on calls to nine of thirteen GP Out-of-Hours services in Ireland. Records with clinical symptoms reported as flu or influenza are extracted for analysis. This information may act as an early indicator of increased ILI activity. However, data are self-reported by callers and are not based on coded influenza diagnoses.

The proportion of influenza-related calls to GP Out-of-Hours services remained at low levels during week 47 2013 (figure 6).

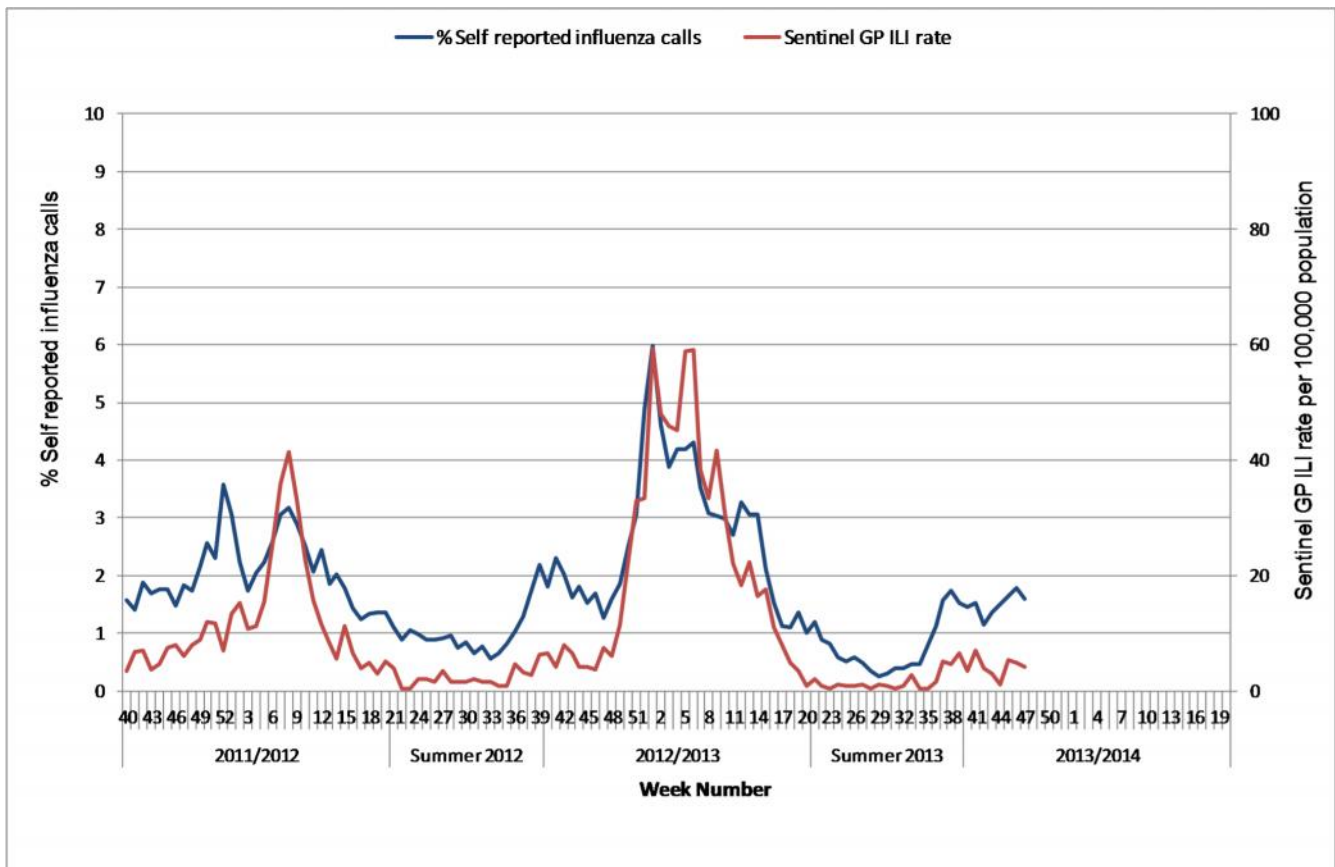


Figure 6: Self-reported influenza-related calls as a proportion of total calls to Out-of-Hours GP Co-ops and sentinel GP ILI consultation rate per 100,000 population by week and season. Source: GP Out-Of-Hours services in Ireland (collated by HSE-NE) & ICGP.

5. Influenza & RSV notifications

Influenza and RSV cases notifications are reported on Ireland’s Computerised Infectious Disease Reporting System (CIDR), including all positive influenza/RSV specimens reported from all laboratories testing for influenza/RSV and reporting to CIDR.

Influenza and RSV notifications are reported in the [Weekly Infectious Disease Report for Ireland](#).

6. Influenza Hospitalisations

No laboratory confirmed influenza hospitalised cases were reported to HPSC during week 47 2013.

7. Critical Care Surveillance

The Intensive Care Society of Ireland (ICSI) are continuing with the enhanced surveillance system set up during the 2009 pandemic, on all critical care patients with confirmed influenza. A study on severe acute respiratory infections (SARI) in critical care at two ICU sites, one adult and one paediatric, will also continue during the 2013/2014 season. HPSC process and report on this information on behalf of the regional Directors of Public Health/Medical Officers of Health.

No confirmed influenza cases or severe acute respiratory infections (SARI) were admitted to critical care and reported to HPSC during week 47 2013.

8. Mortality Surveillance

Influenza-associated deaths include all deaths where influenza is reported as the primary/main cause of death by the physician or if influenza is listed anywhere on the death certificate as the cause of death. HPSC receives daily mortality data from the General Register Office (GRO) on all deaths from all causes registered in Ireland. These data have been used to monitor excess all-cause and influenza and pneumonia deaths as part of the influenza surveillance system and the European Mortality Monitoring Project. These data are provisional due to the time delay in deaths' registration in Ireland. <http://www.euromomo.eu/>

- There were no reports of any influenza-associated deaths occurring during week 47 2013.
- No excess all-cause mortality was reported in Ireland after correcting GRO data for reporting delays with the standardised EuroMOMO algorithm during week 47 2013.

9. Outbreak Surveillance

One acute respiratory outbreak in a nursing home in HSE-W, associated with an unidentified pathogen, was reported to HPSC (via Ireland's Computerised Infectious Disease Reporting System) during week 47 2013.

10. International Summary

There has been no evidence of sustained influenza activity in Europe for the 2013/2014 influenza season to date. See [WHO](#) and [ECDC](#) influenza surveillance reports for further information.

- Further information is available on the following websites:
 - Northern Ireland <http://www.fluawareni.info/>
 - Public Health England <http://www.hpa.org.uk/Topics/InfectiousDiseases/InfectionsAZ/SeasonalInfluenza/>
 - Europe – ECDC <http://ecdc.europa.eu/>
 - United States CDC <http://www.cdc.gov/flu/weekly/fluactivitysurv.htm>
 - Public Health Agency of Canada <http://www.phac-aspc.gc.ca/fluwatch/12-13/index-eng.php>
- For up to date information on human infection with avian influenza A(H7N9) virus in China including the current case numbers and the WHO assessment of the situation please see [here](#).
- Information on Middle Eastern Respiratory Syndrome Coronavirus (MERS-CoV), including the latest ECDC rapid risk assessment is available on the [ECDC website](#). Further information and guidance documents are also available on the [HPSC](#) and [WHO](#) websites.
- Flusurvey.ie, Ireland's first online influenza surveillance survey has been launched for 2013/2014. For further information and to register, please see the [website](#).

[WHO recommendations on the composition of influenza virus vaccines](#)

The WHO vaccine strain selection committee recommended that vaccines for use in the 2013/2014 influenza season (northern hemisphere winter) contain the following: an A/California/7/2009 (H1N1)pdm09-like virus; an A(H3N2) virus antigenically like the cell-propagated prototype virus A/Victoria/361/2011; a B/Massachusetts/2/2012-like virus.

Further information on influenza is available at www.hpsc.ie

Acknowledgements

This report was prepared by Lisa Domegan and Joan O'Donnell, HPSC. HPSC wishes to thank the sentinel GPs, the ICGP, NVRL, Departments of Public Health, ICSI and HSE-NE for providing data for this report.