



COVID-19 Vaccination Uptake in Ireland

Weekly Report

Prepared by HPSC-17/11/2021

Week 45 2021 (week ending Sunday 14th November 2021)

Key highlights of % uptake to date:

- Fully vaccinated:

18+ years: 93.0%

12+ years: 90.7%

Data relating to vaccinations are continually being updated as new individuals are registered, vaccinations take place and data cleaning is undertaken. Data presented here relate solely to data extracted from HSE COVID-19 Integrated Information Services (IIS) data lake environment at the specified time.

Background



Authorised COVID-19 vaccines in Ireland are

- Comirnaty (Pfizer/BioNTech)
- Spikevax (formerly COVID-19 Vaccine Moderna)
- Vaxzevria (formerly COVID-19 Vaccine AstraZeneca)
- COVID-19 Vaccine Janssen

The vaccination programme commenced in December 2020

Further information on vaccines recommended by the National Immunisation Advisory Committee (NIAC) is located at NIAC website [covid19.pdf \(hse.ie\)](https://www.niac.gov.ie/covid19.pdf)

Methods for vaccination uptake calculation

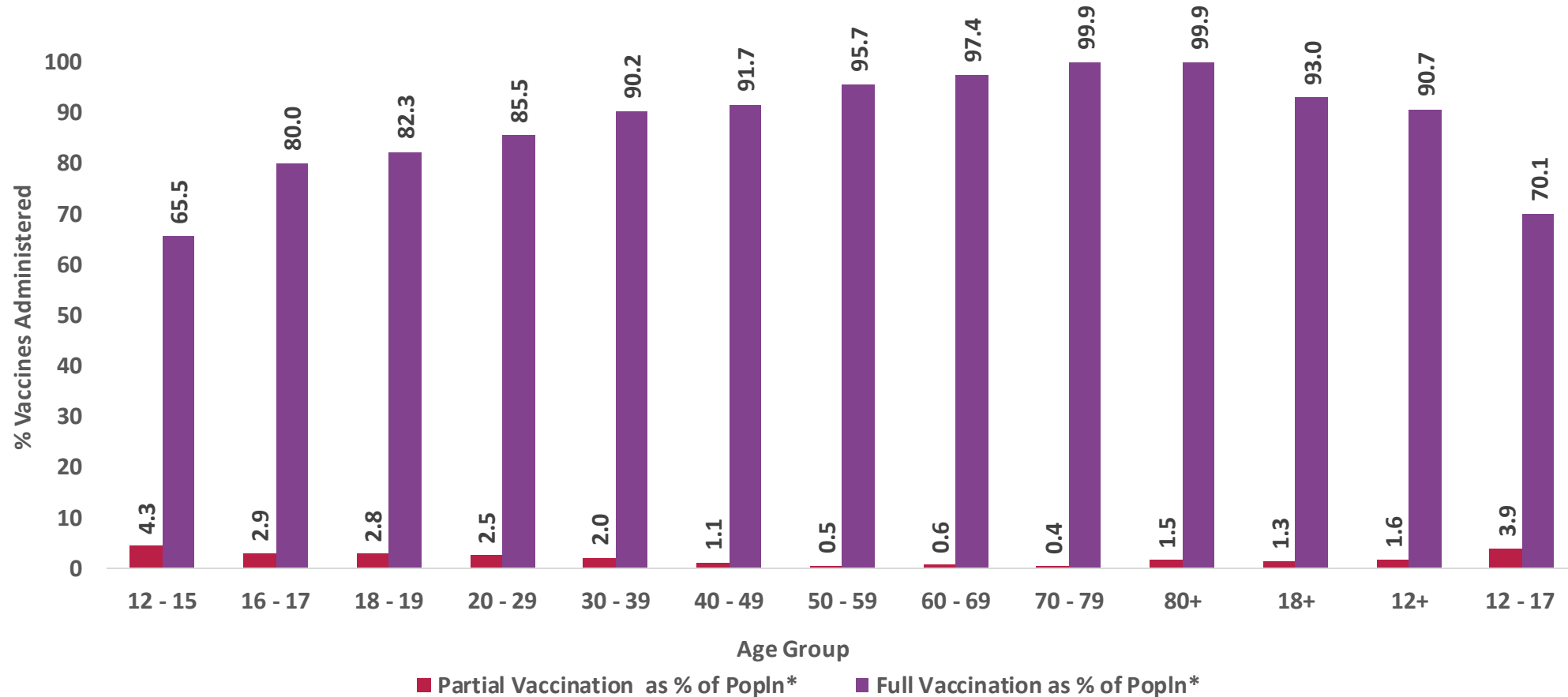


- Data were provided by HSE Office of the Chief Information Officer (OCIO) based on data in the IIS data lake environment
- Data presented includes COVAX (COVID-19 vaccination information system) registered vaccinations and GP and pharmacy administered vaccinations
- Overall population uptake is calculated based on CSO population estimates* of 2021 (April 2021/H1)
 - n=4,963,363 total
 - n=4,152,710 for eligible 12+ year olds
 - n=3,745,527 for adults/18+ year olds
- Due to the estimated nature of the estimated total population sizes from the CSO in 2021 and some data quality issues a tolerance of + /- 2% should be applied to any age group uptake data
- Where county and/or age group calculation of estimated uptake exceeds 100% due to unidentified data quality issues or where the numerator exceeds the population estimate/denominator then the uptake will be rounded to 99% (unless otherwise indicated in the report)

*Analyses using regional population denominators use HSE Health Intelligence Unit population projections based on CSO estimates

- **Fully vaccinated**
 - individuals who have completed vaccination schedule based on vaccine brand (two doses of a two dose schedule and one dose of a one dose schedule)
- **Partially vaccinated**
 - Individuals who have not completed the original vaccination schedule for a particular vaccine brand
- **Additional Immunocompromised dose**
 - Additional dose administered to an individual after completion of primary vaccination due to immunocompromising condition or treatment
- **Booster dose**
 - Dose administered due to age, residence in LTCF, occupational risk (HCW)

Percentage COVID-19 vaccination uptake of 12+ years eligible population* by age group** and vaccination status



*Based on CSO/HIU 2021 April 2021/H1 estimates

**Excludes vaccinations administered where age was not reported

Note: Where calculation of estimated uptake exceeds 100% due to unidentified data quality issues, the uptake will be rounded to 99.9%

Estimated % fully vaccinated of eligible population* by county of residence** and age group



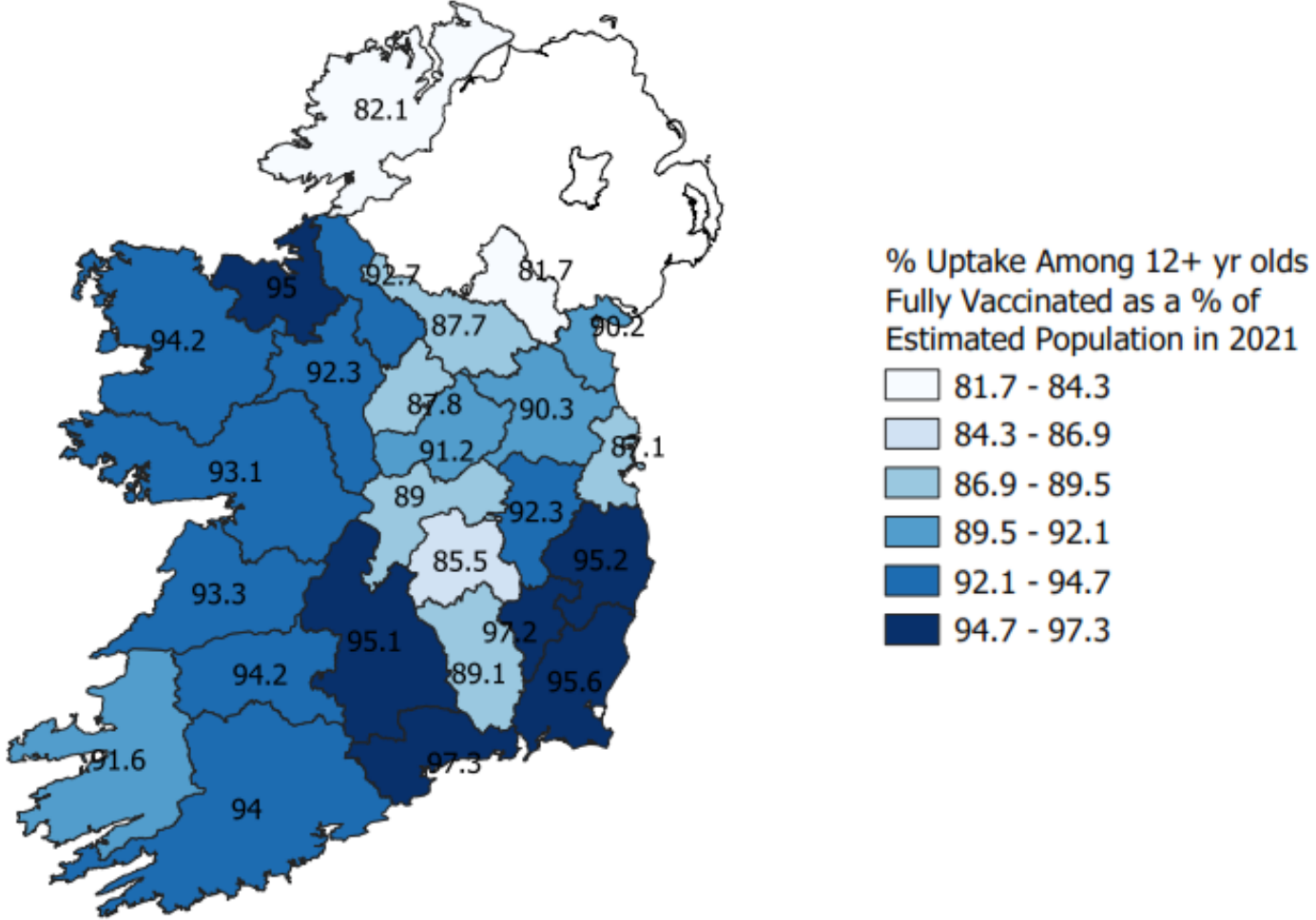
County of residence	12 - 15	16 - 17	18 - 19	20-29	30-39	40-49	50-59	60-69	70-79	80+	18+	12+	12-17
Carlow	74.8	90.2	93.6	92.7	94.2	98.8	99.9	99.9	99.9	99.9	99.2	97.2	79.7
Cavan	58.0	79.2	79.8	83.7	86.8	89.6	91.6	96.2	98.3	99.9	90.6	87.7	64.5
Clare	70.2	82.7	84.0	90.4	98.6	94.3	96.5	95.9	98.6	99.9	95.5	93.3	74.3
Cork	71.1	86.3	89.5	88.7	94.5	95.0	97.8	99.5	99.9	99.9	95.9	94.0	75.8
Donegal	45.1	65.3	71.8	74.6	84.7	83.2	86.7	89.8	95.8	99.9	85.7	82.1	51.5
Dublin	60.9	73.4	76.2	80.8	84.5	87.2	94.9	96.2	99.9	99.9	89.2	87.1	64.8
Galway	68.8	82.4	85.2	94.2	92.6	93.6	96.1	96.7	99.9	99.9	95.3	93.1	73.1
Kerry	70.1	82.3	84.3	87.0	92.4	94.0	95.4	95.6	95.5	98.1	93.4	91.6	74.0
Kildare	71.1	84.7	86.6	84.6	95.1	94.0	96.3	98.4	99.9	99.9	94.4	92.3	75.3
Kilkenny	70.4	81.0	85.1	88.1	89.0	88.2	92.4	94.7	94.5	95.4	90.8	89.1	73.8
Laois	65.0	81.3	82.1	81.1	82.1	87.3	91.0	95.3	92.1	94.4	87.6	85.5	69.9
Leitrim	65.9	81.5	80.3	88.3	97.3	92.6	93.6	95.2	99.9	99.9	95.2	92.7	70.9
Limerick	69.1	83.2	86.1	90.9	95.7	94.4	97.5	98.6	99.9	99.9	96.3	94.2	73.6
Longford	56.0	71.5	84.3	80.3	85.1	89.7	93.4	94.3	99.9	99.9	91.1	87.8	60.8
Louth	62.3	79.7	80.9	84.6	87.4	91.1	95.8	99.2	99.9	99.9	92.9	90.2	67.8
Mayo	64.1	82.4	84.6	95.5	99.9	95.9	96.6	96.7	98.0	99.5	96.8	94.2	70.1
Meath	67.1	82.4	80.3	86.3	93.8	92.0	94.3	96.4	99.5	99.8	92.8	90.3	71.8
Monaghan	51.4	69.6	71.1	79.8	78.9	81.1	85.2	89.7	98.4	98.9	84.7	81.7	57.0
Offaly	66.4	80.5	85.7	79.4	89.2	93.2	93.4	95.7	97.4	98.8	91.1	89.0	70.9
Roscommon	64.8	83.9	84.3	95.0	94.2	93.6	93.5	97.6	95.1	99.1	94.7	92.3	70.9
Sligo	71.1	87.8	85.3	83.1	99.9	98.3	97.6	99.9	99.9	99.9	96.9	95.0	76.3
Tipperary	68.1	84.6	83.2	92.1	96.2	95.7	98.4	99.9	99.9	99.9	97.6	95.1	73.4
Waterford	67.7	84.2	88.6	95.0	99.9	99.7	99.9	99.9	99.9	99.9	100.0	97.3	72.9
Westmeath	61.0	77.1	84.0	83.6	89.9	93.2	97.2	99.9	99.9	99.9	94.1	91.2	66.0
Wexford	71.1	85.2	86.6	90.1	95.7	96.1	99.6	99.9	99.9	99.9	97.9	95.6	75.6
Wicklow	75.2	86.4	83.0	86.1	98.3	98.4	97.9	99.9	99.9	99.9	97.2	95.2	78.7
Total*	65.5	80.0	82.3	85.5	90.2	91.7	95.7	97.4	99.9	99.9	93.0	90.7	70.1

*Based on CSO/HIU 2021 April 2021/H1 estimates

**Includes individuals resident in Northern Ireland (n=715) and where county of residence was not reported (n=1,480)

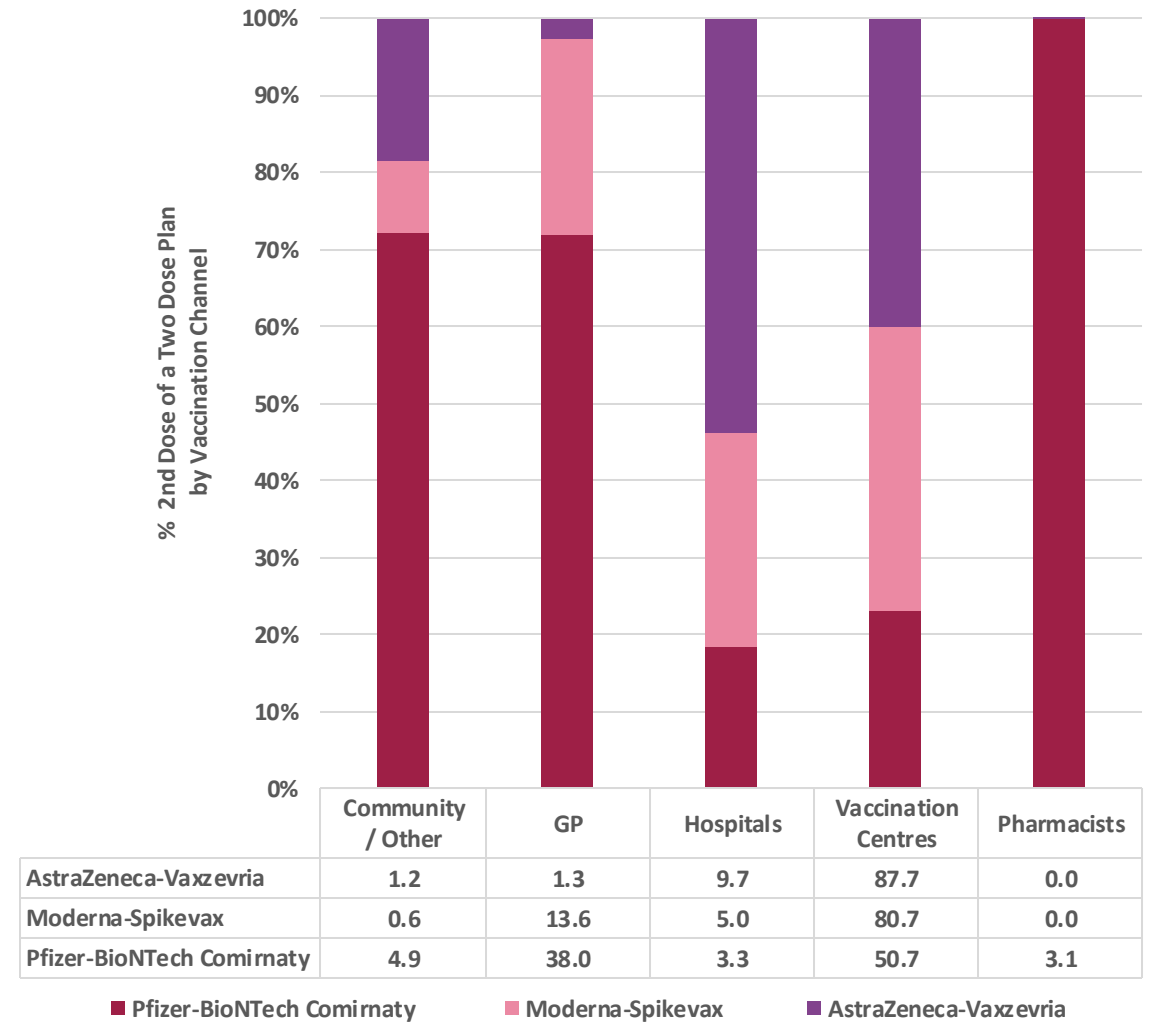
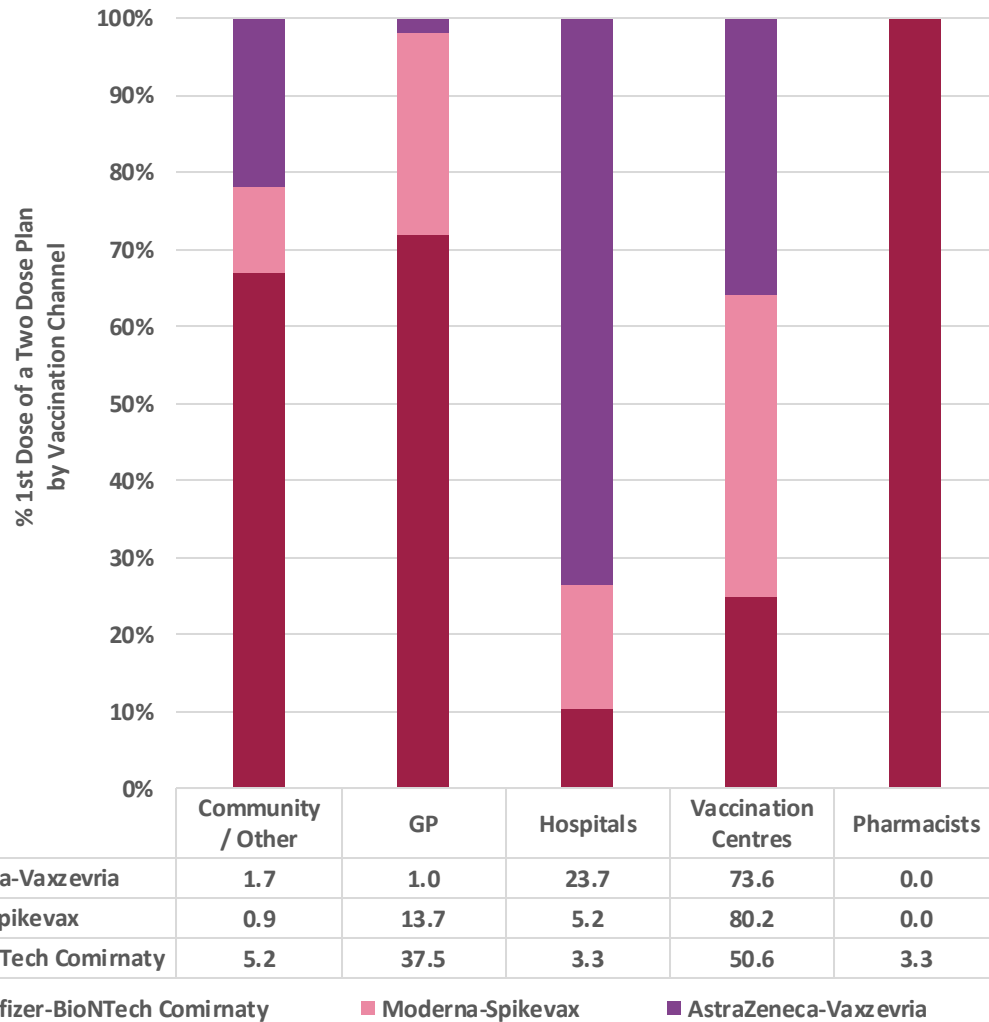
Note: Where calculation of estimated uptake exceeds 100% due to unidentified data quality issues or where the numerator exceeds the population estimate/denominator then the uptake has been rounded to 99.9%

Estimated % fully vaccinated of eligible population* by county of residence**

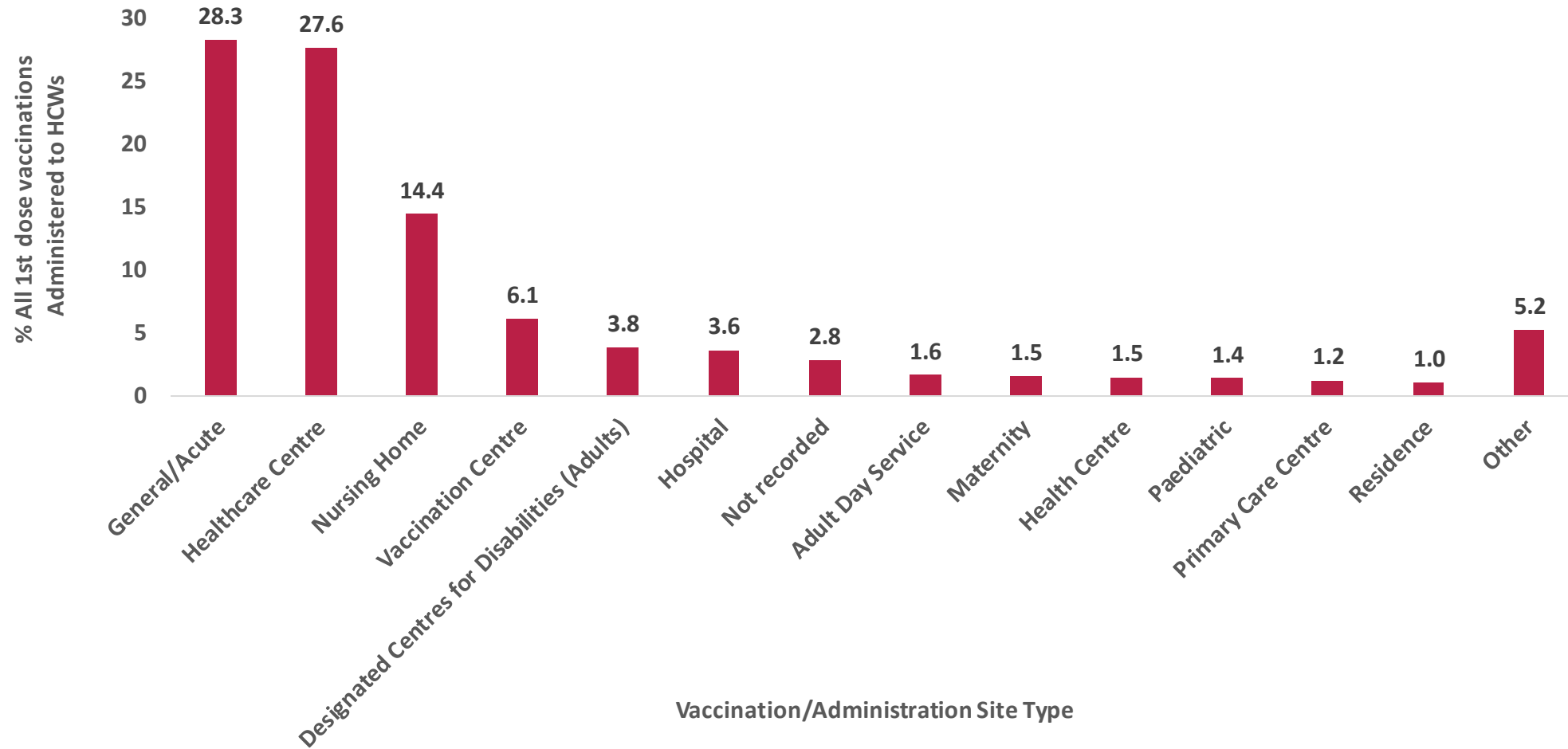


*Based on CSO/HIU 2021 April 2021/H1 estimates
 **Excludes individuals resident in Northern Ireland or where county of residence was not reported

Percentage of each dose of vaccine administered by vaccination channel and vaccine brand



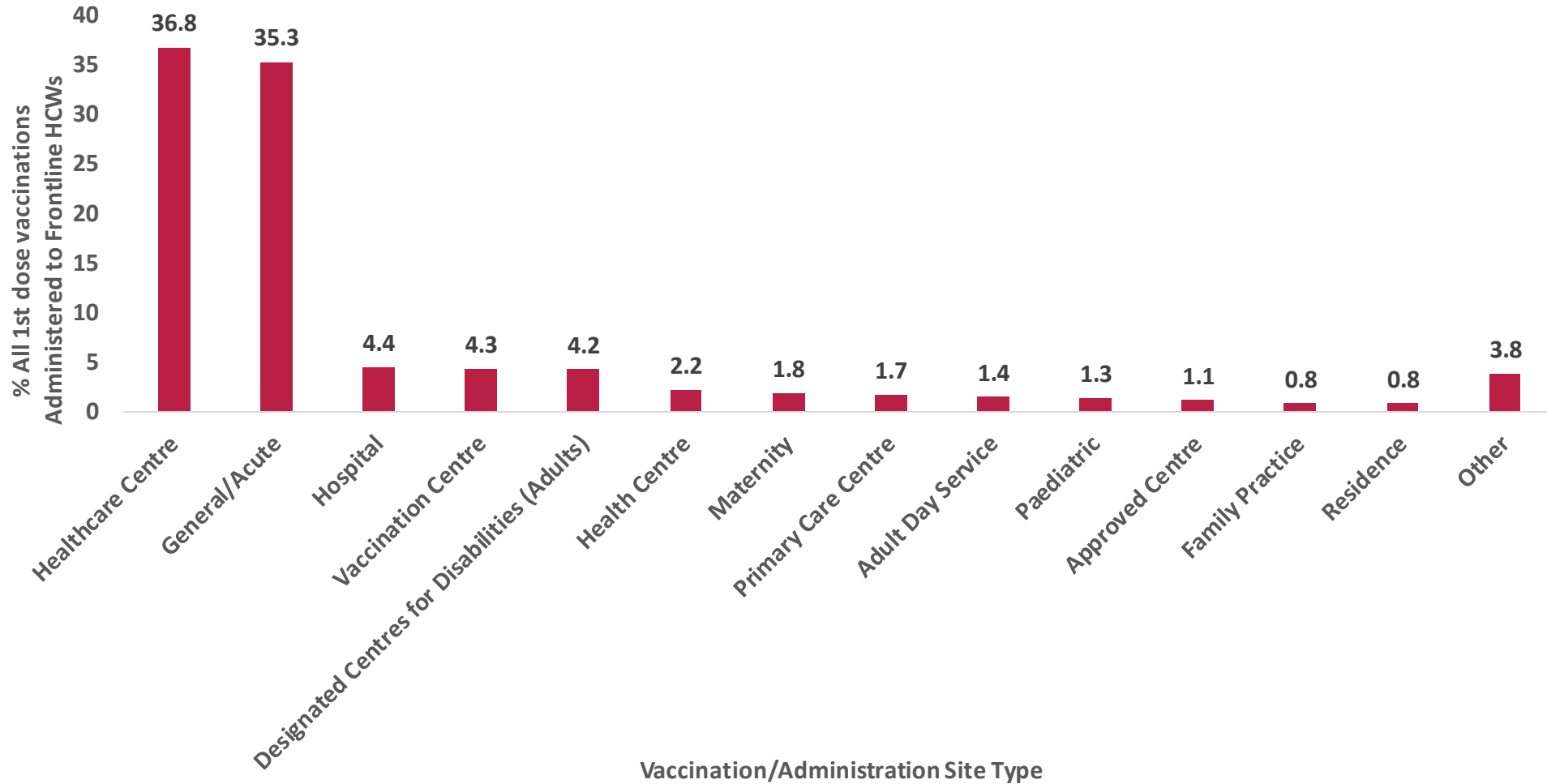
Percentage of 1st vaccine doses administered among HCWs* by place of vaccination**



*Excludes other, retired, general and undefined categories of staff type

**Other place of vaccination includes all sites where percentage of 1st dose vaccinations is <1% each, Null = place of vaccination not reported

Percentage of 1st vaccine doses administered among Frontline HCWs* by place of vaccination**



* Excludes other, retired, general and undefined categories of staff type

**Other place of vaccination includes all sites where percentage of 1st dose vaccinations is <1% each

Additional or Booster Doses Administered



Age Group	No. Additional/Booster Doses*	No. Additional Doses for Immunocompromised individuals*	Additional /Booster Doses as % of Popln*
18+yrs	349735	57582	9.3
12+yrs	349841	57733	8.4

* Changes to recommendations relating to age groups for whom additional/booster doses recommended since September 2021 makes interpretation of additional booster and immunocompromised doses difficult-Population Denominator Based on CSO/HIU 2021 April 2021/H1 estimates

Acknowledgements

Sincere thanks to the following for providing the data for this report:

- National Immunisation Office (NIO)
- Office of the Chief Information Officer (OCIO)
- HSE Integrated Information Services (IIS) and COVAX Implementation team of Salesforce, IBM, PWC
- HSE procurement/acute hospitals/CHOs/vaccinating teams and administrators/IT staff
- HSE Health Intelligence, Strategic Planning & Transformation Unit



@hpscireland



@hpscireland

www.hpsc.ie

