



COVID-19 Vaccination Uptake in Ireland

Weekly Report

Winter Campaign 2024

Week ending Sunday 19th January 2025

Latest Summary Statistics Absolute Numbers of COVID-19 Winter 2024 Campaign Doses and Percentage Uptake of the Census 2022 Population and other denominator estimates between 16/09/2024 and 19/01/2025 inclusive

Age Group	No. Booster Doses	Census 2022 Population/Other estimates	No. Booster doses as % Uptake Census 2022 Population/Other estimates
60-69yrs	139815	510814	27.4
70-79yrs	165679	357144	46.4
80+yrs	110512	181027	61.0
Immunocompromised 6months+	27797	63000	44.1*
HCWs	22380	250000	9.0*
Pregnant women	1399	22790	6.1*

Winter 2024 COVID-19 Campaign Target Groups



- The COVID-19 Winter 2024 vaccination campaign will officially start on 01/10/2024. However, because the National Cold Chain commenced deliveries of COVID-19 vaccines to GPs, Pharmacies and HSE from 16/09/2024, it has meant some GP clinics and pharmacies begun vaccine administration from this date. For the purposes of reporting henceforth, all figures from the week commencing 30/09/2024 will include those administered doses between 16/09/2024 and 30/09/2024 inclusive.
- The administration of vaccine doses follows the guidelines set down by the National Immunisation Advisory Committee (NIAC), which are available here at https://rcpi.access.preservica.com/uncategorized/IO_e96fc7c5-1777-45d3-898e-5550336168aa/
- The primary target groups of the Winter COVID-19 2024 vaccine campaign include those aged:
 - 60 years and older;
 - 6 months-59 years:
 - with immunocompromised conditions associated with a suboptimal response to vaccination
 - with medical conditions associated with a higher risk of COVID-19 hospitalisation, severe disease or death
 - 18-59 years living in long term care facilities for older adults;
 - Health and care workers;
 - Pregnant women:
 - For pregnant women, a single primary vaccination dose is recommended. A booster dose is recommended all year and is not seasonal and can be given if it is more than six months since their previous dose or infection at any stage in pregnancy. The booster is ideally given between 20-34 weeks' gestation. If it is more than 12 months since their previous COVID-19 vaccine or infection administration earlier in pregnancy should be considered.

Methodology



- *Data were provided by OCIO based on data in the data lake PROD environment (includes COVAX registered vaccinations and GP administered vaccinations).*
- *DENOMINATOR USE: In this report, uptake is calculated based on Census 2022 population. See <https://www.cso.ie/en/releasesandpublications/ep/p-cpsr/censusofpopulation2022-summaryresults/populationchanges/>*

Summary Findings I

Between 16/09/2024 and 19/01/2025

- **Total:** 545,477 COVID-19 booster doses reported
- **Age Group:** Booster dose uptake among
 - 60-69 year olds was 27.4%
 - 70-79 year-olds was 46.4%
 - 80+ year olds, it was 61.0%
 - 60+ years olds was 39.7%
- **Gender:** Booster uptake was highest at 85+ years of age among males at 67.3% and among females at 59.0%
 - Among eligible persons aged 6 months to 59 years booster dose uptake for
 - 6 months to 4 years was 0.0%
 - 5-11 years was 0.0 %
 - 12-59 years was 3.9%
- **Vaccination Location:** Of the booster doses administered
 - 59.5% were in GP clinics
 - 9.2% in HSE clinics
 - 31.3% in pharmacies
- **County of Residence:** Uptake *as a proportion of all booster doses administered nationally* was highest at
 - 37.9% among 60–69-year-olds in Co. Dublin
 - 59.6% among 70-79 years olds in Co. Dublin
 - 78.0% among 80+ years olds in Co. Wicklow
 - 51.7% among 60+ year olds in Co. Dublin

Summary Findings II (including caveats)



Between 16/09/2024 and 19/01/2025

- **Healthcare workers (HCWs):** 22,380 booster doses administered; uptake *as a proportion of all booster doses administered to HCWs nationally* was highest in Co. Dublin at 42.5% and lowest in Co. Cork at 10.9% of the booster doses administered; uptake nationally was 9.0% among an estimated HCW population of 250,000 (IIS/Covax, DoH estimate)
- **Pregnant women:** 1,399 booster doses administered; uptake nationally was 6.1% among an estimated target pregnant population of 22,790 (estimate based on live births recorded in 2022 by GRO in October, November, December, January, February)
- **LTCF residents:** 25,763 booster doses have yet been administered; uptake *as a proportion of all booster doses administered to LTCF residents nationally* was highest in Co. Dublin at 30.5% and lowest in Co. Cork at 12.1% of the booster doses administered; uptake nationally was 64.4% among an estimated LTCF resident population of 40,000**
- **Immunocompromised:** 27,797 booster doses administered; uptake nationally was 44.1% among an estimated target pregnant population of 63,000***

** The denominator of 40,000 is based on the maximum bed capacity of all elderly and disability based residential based facilities as recorded on the HSE health service directory as of June 2024

*** This figure is based on the number of individuals who are flagged on the COVAX/IIS system as being immunocompromised (IC) and also who have been assessed as IC at both the account and vaccination record levels after primary vaccination and at the time of primary vaccination:

Immunocompromised	Account assessment level	Vaccination record assessment level	Total
True	IC after primary vaccination	IC after primary vaccination	8633
True	IC at time of primary vaccination	IC at time of primary vaccination	19164
Total			27797

COVID-19 Booster Doses by Age Group and Target Group between 16/09/2024 and 19/01/2025 inclusive

Period	Last Dose Course	Last Dose Classification/Type	6 months-4 years of age eligible for vaccination	5-11 years of age eligible for vaccination	12-59 years of age eligible for vaccination	60-69 years	70-79 years	80+ years	60+ years	6 months +	LTCF residents 18-59 years*	LTCF residents 60+ years*	Pregnant women	HCWs	All
16/09/2024 to 19/01/2025	Course2	Booster	16	88	129367	139676	165679	110512	415867	545338	2124	23636	1399	22380	545477
13/01/2025 to 19/01/2025	Course2	Booster	0	3	1326	817	766	543	2126	3455	34	186	26	316	3455

*Criteria for those aged 6 months to 59 years have changed from previously reported in their counts now include all individuals regardless of their risk profile

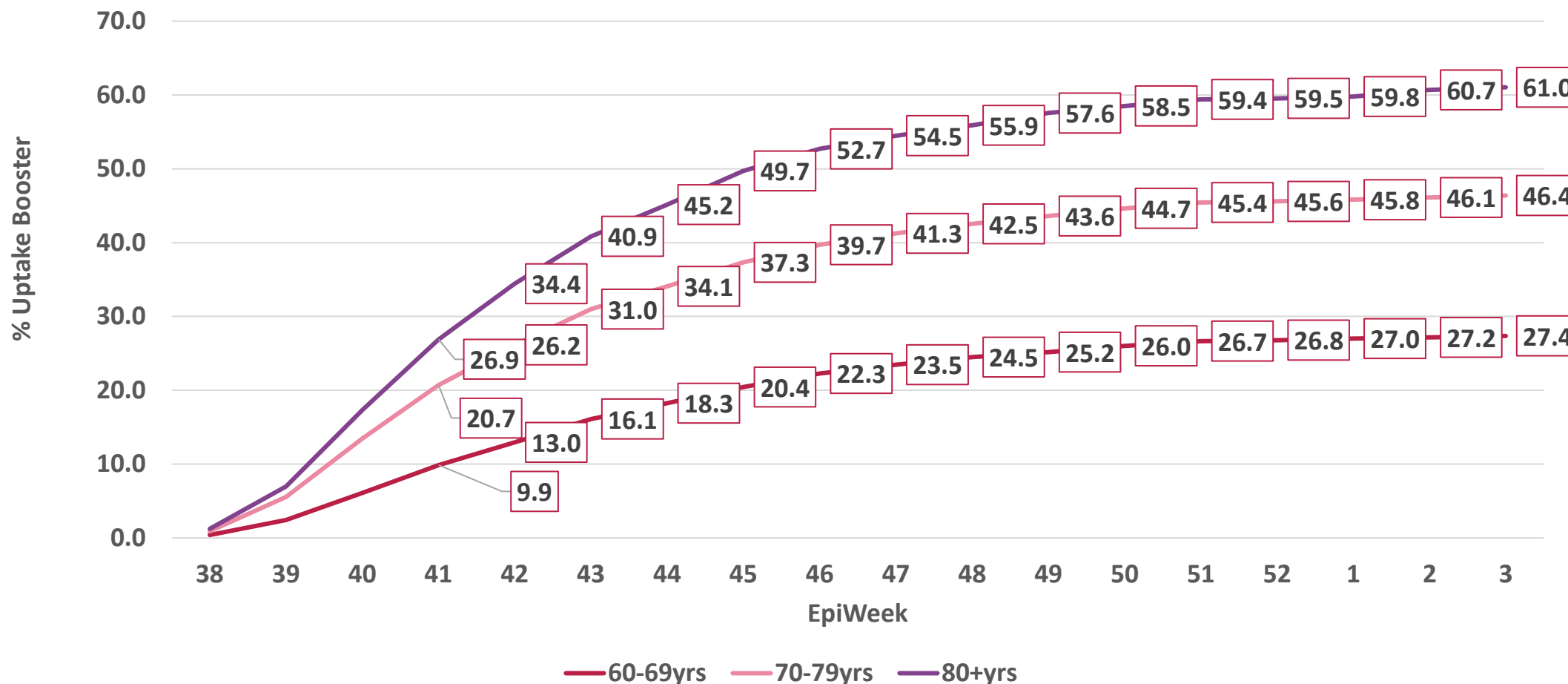
* See CAVEATS on slide # 5

COVID-19 Booster Doses by Age Group between 16/09/2024 and 19/01/2025 inclusive

Age Group	No. Boosters	Census 2022 Population/Other denominator estimates	No. Booster doses % Uptake Population Census 2022/Other denominator estimates
All Ages	545477	5149139	10.6
6months+	545477	5120241	10.7
6months-49yrs	68952	3424088	2.0
5+yrs	545461	4853724	11.2
12+yrs	545373	4361794	12.5
12-17yrs	894	431222	0.2
18+yrs	544479	3930572	13.9
50+yrs	476525	1696153	28.1
60+yrs	416006	1048985	39.7
50-69yrs	200334	1157982	17.3
65+yrs	353055	776315	45.5
70+yrs	276191	538171	51.3
12-69yrs	269182	3823623	7.0
6months-4yrs	16	266517	0.0
5-11yrs	88	491930	0.0
12-59yrs	129367	3312809	3.9
60-69yrs	139815	510814	27.4
70-79yrs	165679	357144	46.4
80+yrs	110512	181027	61.0
Immunocompromised 6months+	27797	63000	44.1
HCWs	22380	250000	9.0
Pregnant women	1399	22790	6.1
LTCF residents	25763	40000	64.4

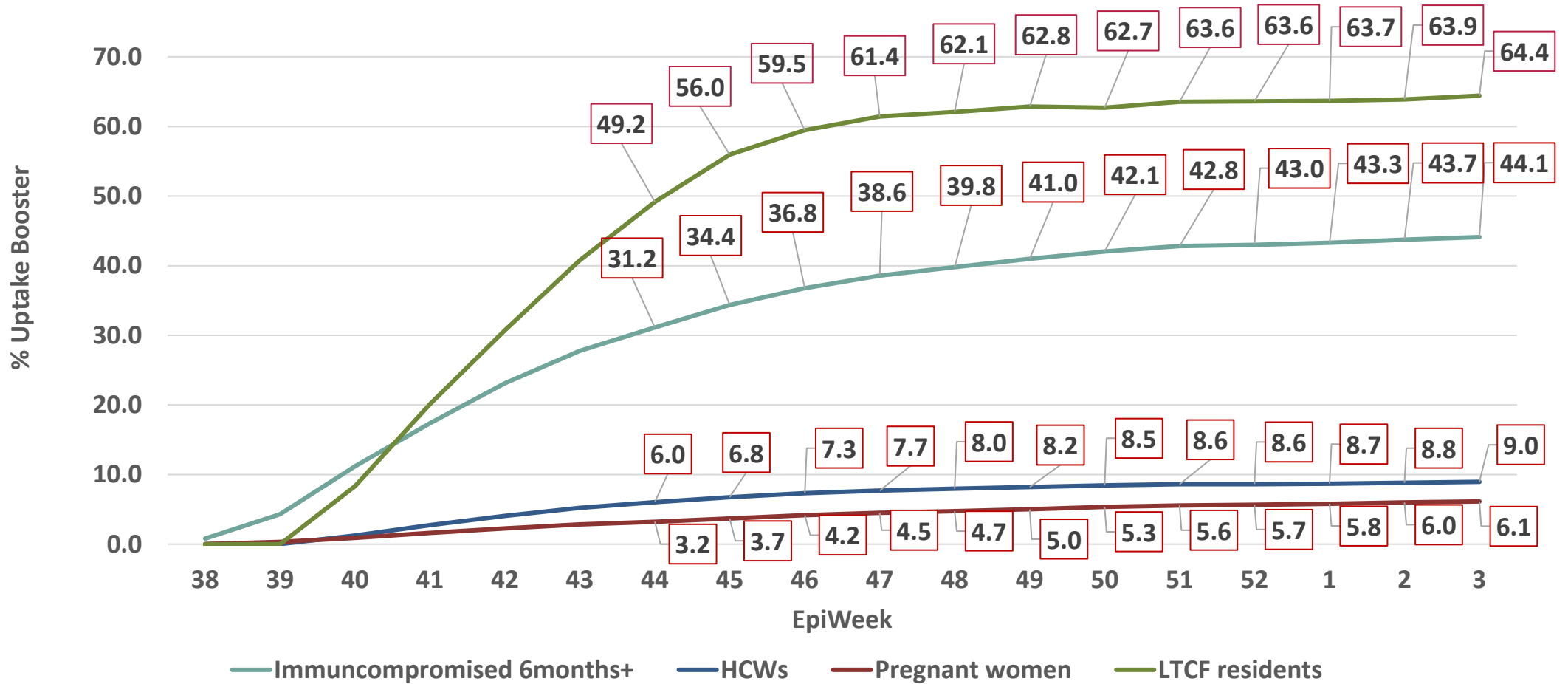
* See CAVEATS on slide # 5

Percentage of Winter 2024 COVID-19 Booster Doses by Age Group by Epi Week administered between 16/09/2024 and 19/12/2024 inclusive



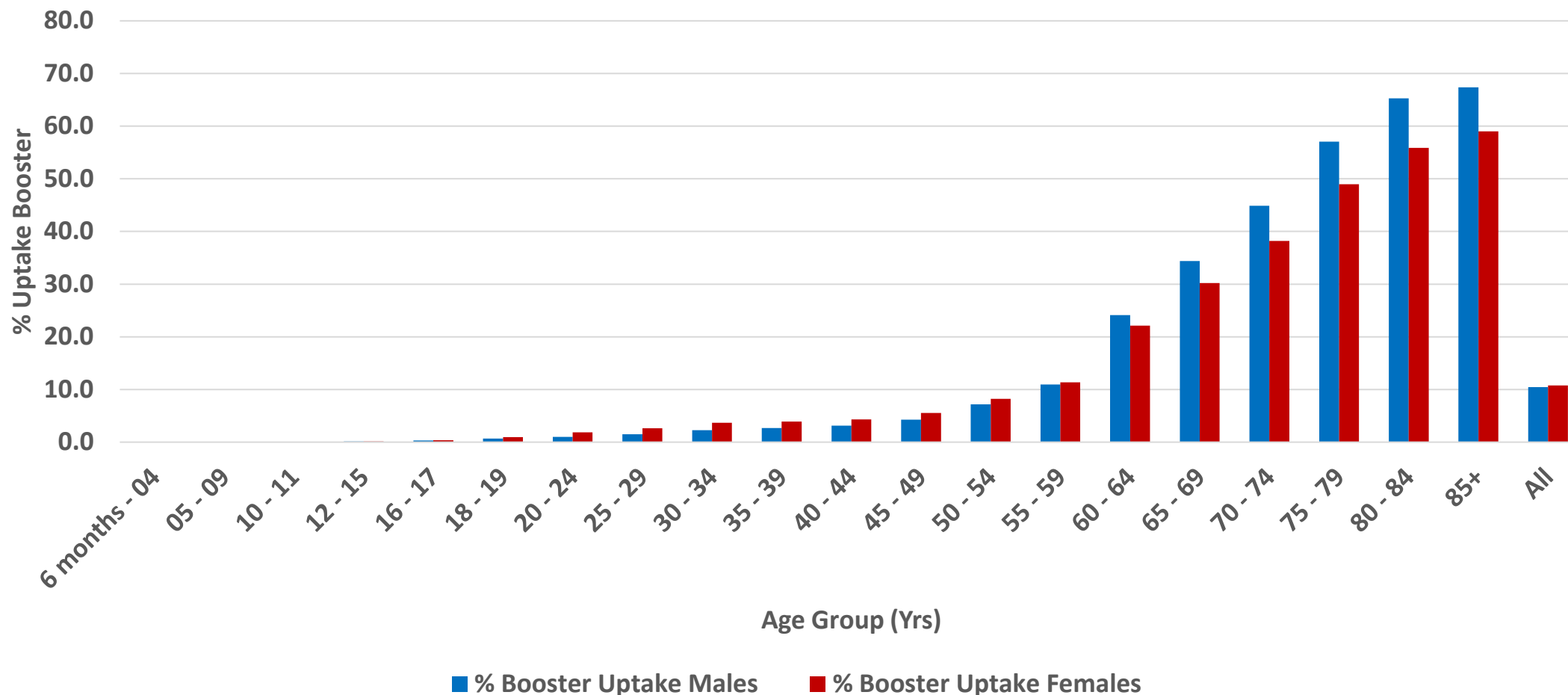
Age Group denominator based on census 2022

Percentage of Winter 2024 COVID-19 Booster Doses by Specific Target Groups by Week administered between 16/09/2024 and 19/01/2025 inclusive



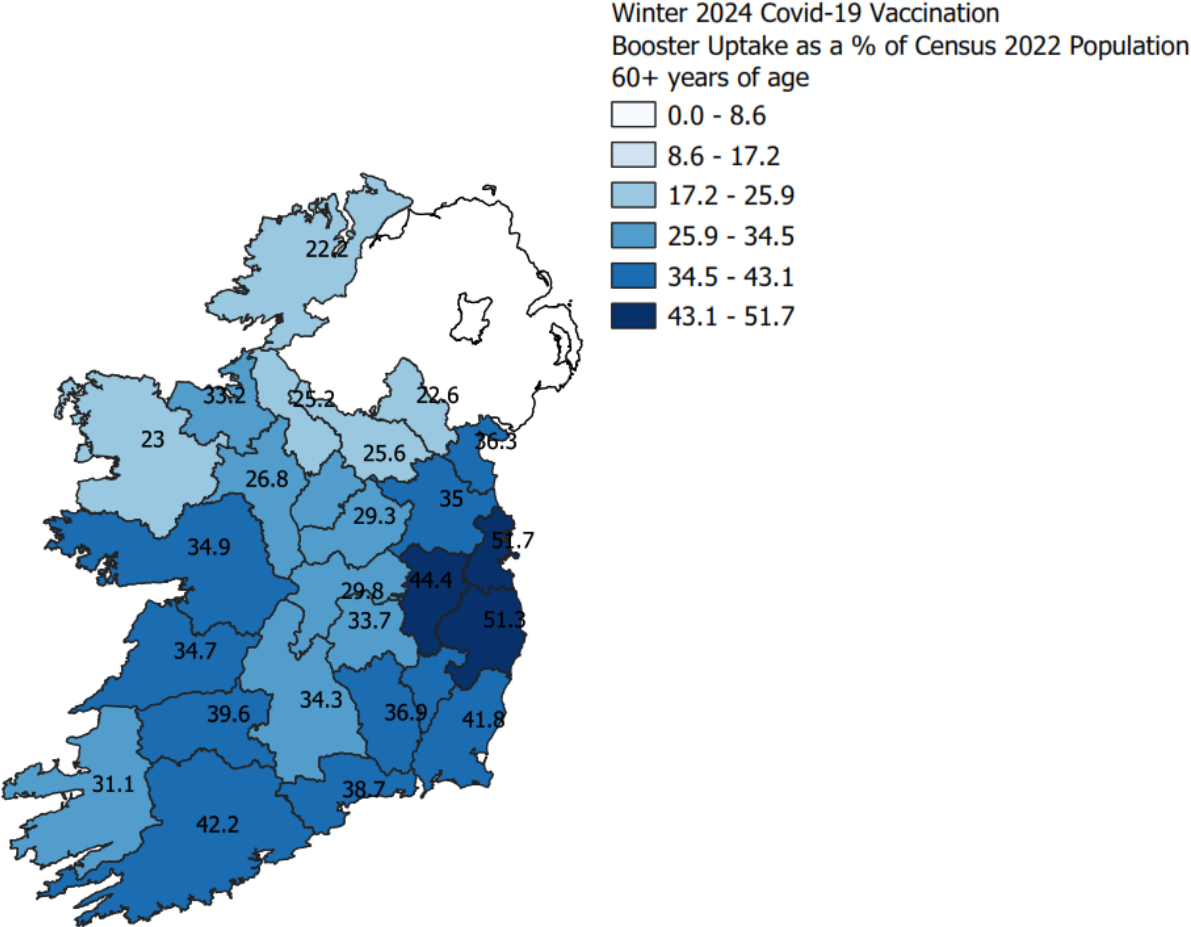
Approximate denominator estimates:
 Immunocompromised 6months+ 63,000
 HCWs 250,000
 Pregnant women 22,790
 LTCF residents 40,000

Uptake of Winter 2024 COVID-19 Booster Doses as a percentage of the Census 2022 population by age groups and gender administered between 16/09/2024 and 19/01/2025 inclusive



Age Group denominator based on census 2022

Uptake of Winter 2024 COVID-19 Booster Doses by county as a percentage of the Census 2022 population among 60+ year olds between 16/09/2024 and 19/01/2025 inclusive



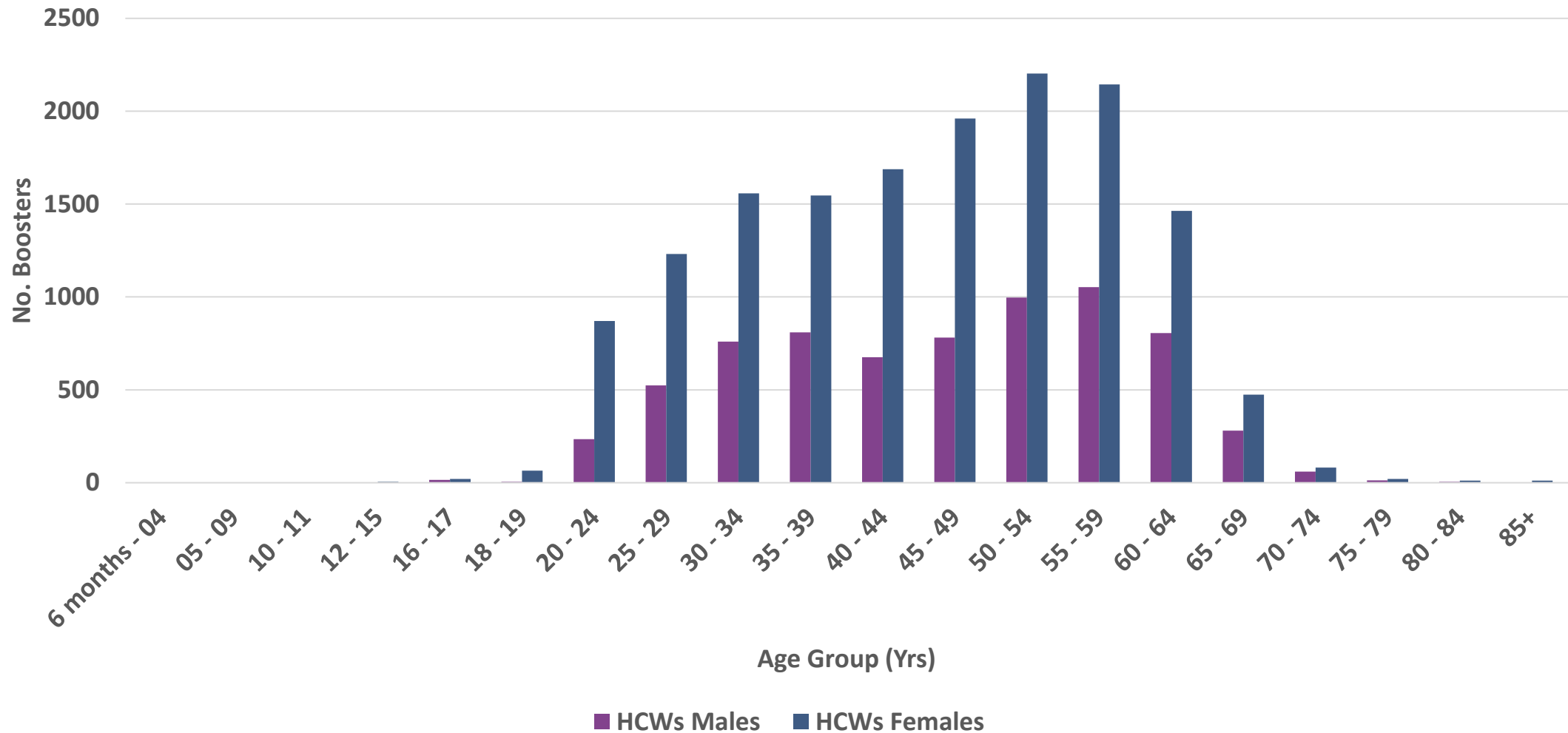
Age Group denominator based on census 2022

Number of COVID-19 Winter 2024 booster doses administered to HCWs by age group and staff category administered between 16/09/2024 and 19/01/2025 inclusive



Occupation	<18	18-59	60-69	70-79	80+	Total	% of Total
General Support Staff	0	1024	341	19	2	1386	6.2
Health & Social Care Professionals	0	4458	513	37	1	5009	22.4
Management & Administration Staff	1	2464	659	22	2	3148	14.1
Medical & Dental	0	4023	330	22	2	4377	19.6
Nursing & Midwifery	2	4133	573	17	0	4725	21.1
Patient Client Care Staff	1	1012	220	10	3	1246	5.6
General	0	171	75	5	1	252	1.1
Retired	0	0	8	2	0	10	0.0
Other	0	341	72	8	0	421	1.9
Not specified	39	1480	232	34	21	1806	8.1
Total	43	19106	3023	176	32	22380	100.0

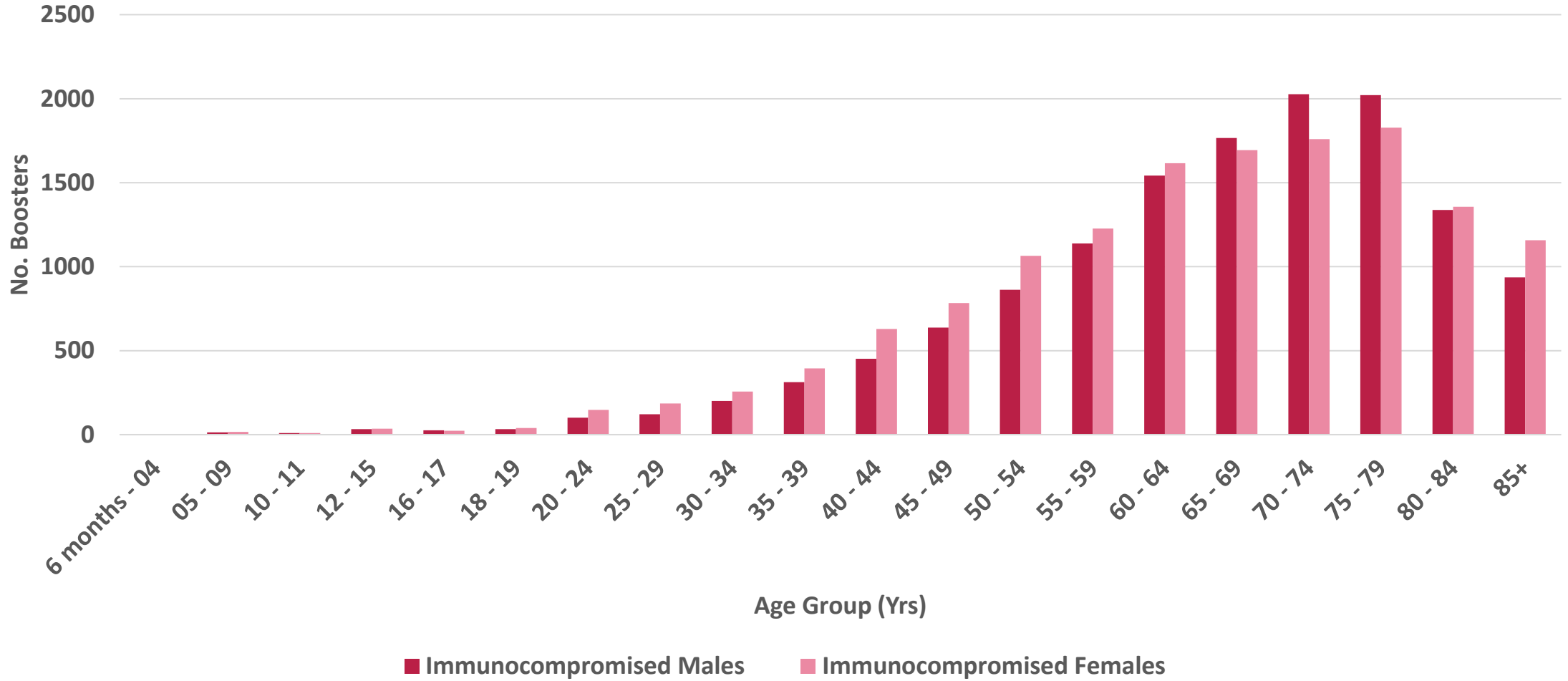
Number of COVID-19 Winter 2024 booster doses among HCWs by age and gender administered between 16/09/2024 and 19/01/2025 inclusive



Number of COVID-19 Winter 2024 booster doses among RCF residents by age and gender administered between 16/09/2024 and 19/01/2025 inclusive



Number of COVID-19 Winter 2024 booster doses among Immunocompromised by age and gender administered between 16/09/2024 and 19/01/2025 inclusive



Percentage of Winter 2024 COVID-19 Booster Doses by Distribution Channel administered between 16/09/2024 and 12/01/2025 inclusive



Caveats I



- Uptake data reported refers to the period up to midnight of the last day of the latest epidemiological week Monday to Sunday.
- Where county and/or age group calculation of estimated uptake exceeds 100% due to data capture issues within Coax or where the numerator exceeds the population estimate/denominator then the uptake will be rounded down to **99.9% (unless otherwise indicated in the report)**.
- Total reported doses in this report now includes all vaccination doses on the IIS/COVAX data system, including those received abroad by Irish residents.
- Reported figures excludes vaccination records where the death of the individual has been recorded.
- While data is presented in terms of total number of people receiving boosters as a proportion of total population, it should be noted that not all people within these populations will be eligible for vaccination at a given time for example if they have recently had COVID-19 infection.
- It was not possible to accurately summarise the number of individuals aged between 6 months and 4 years, between 5 and 11 years and between 12 and 59 years with underlying medical conditions because those details in the IIS/COVAX extract are combined in a complex way with target groupings.

Caveats II



- The data in this report are based on the vaccination records stored on the COVAX system. The vaccination status and other variables on the person's account and vaccination record such as risk factors and cohorted groupings are as recorded on this system. For values recorded on the person's account, these may not be updated at each vaccination event depending on them being provided by the vaccine recipient and recorded at the time of vaccination.
- Furthermore, for vaccinations given at GP practices and pharmacies, these other variables are not necessarily mandatory at the source of record (GP Practice or Pharmacy System) and so may not update changes on the person account in COVAX. As a result, in some cases, the data may reflect a historic value (such as risk factor or cohort).
- In addition, a person may have more than one risk factor for a given vaccination event, but all relevant risk factors may not be recorded. For example, as HCW status is considered a risk factor, those who also have a medical condition (another risk factor) are likely to be recorded on IIS/COVAX with the latter rather than as a HCW, thereby resulting in an under-reporting of vaccinated HCWs.
- Also, cohorting (such as healthcare worker) is dependent on this information being supplied by the vaccine recipient at the time of vaccination and this being recorded on the system of record. Therefore, this data presented in this report is based on the vaccination status of individuals registered on the COVAX system based on their last dose received.
- This means that the risk factor profile of those same individuals may not reflect their actual status at that same time for the reasons explained above.
- The data presented in this slide set focusses exclusively on all booster doses administered during the Winter 2024 campaign as the number of individuals who have completed their primary course treatment is quite small, so much so that the numbers will have a negligible impact on the calculation of the overall percentage uptake of COVID-19 vaccination in the general population.

Acknowledgements

Sincere thanks to the following for providing the data for this report:

- National Immunisation Office (NIO)
- Office of the Chief Information Officer (OCIO)
- HSE Integrated Information Services (IIS) and COVAX Implementation team of Salesforce, IBM, PWC, EY
- HSE procurement/acute hospitals/CHOs/vaccinating teams and administrators/IT staff
- HSE Health Intelligence, Strategic Planning & Transformation Unit
- NHSS for Fair Deal Resident Data
- HR-Sap for HSE HCW Data



@hpscireland



@hpscireland

www.hpsc.ie



Uptake of Winter 2024 Booster & Seasonal Influenza 2024 doses by HSE HCWs between 16/09/2024 to 12/01/2025

- In total **107,947** records for **HSE healthcare workers** were included in the analysis.
- **Overall uptake by end of 12/01/2025**
 - **12,322** received **COVID-19 vaccine**, an uptake of **11.4%**
 - **33,033** received **influenza vaccine**, an uptake of **30.6%**
- Amongst those who received a vaccine:
 - 11,746 (10.9%) received both COVID-19 and influenza vaccine
 - 576 (0.5%) received COVID-19 vaccine only
 - 21,287 (19.7%) received influenza vaccine only
- 74,338 (68.9%) did not receive any COVID-19 or influenza vaccine
 - 95,625 (88.6%) did not get a COVID-19 vaccine
 - 74,914 (69.4%) did not get an influenza vaccine

Uptake of Winter 2024 COVID-19 Booster & Seasonal Influenza doses by Fair Deal residents in residential care facilities between 16/09/2024 to 13/01/2025



527 residential care facilities were identified from a matched dataset.

Influenza Vaccination Uptake

- **Between 16/09/2024 and 13/01/2025, overall uptake among Fair Deal residents was 83.7% (n=20,031/23,926)**
 - 6 locations (1.1%) where no vaccinations were reported, or uptake was $\leq 10\%$
 - 3 locations (0.6%) had an uptake $\geq 10\%$ and $< 50\%$
 - 62 locations (11.8%) had an uptake $\geq 50\%$ and $< 75\%$
 - 317 locations (60.2%) had an uptake $\geq 75\%$ and $< 90\%$
 - 126 locations (23.9%) had an uptake $\geq 90\%$ and $< 100\%$
 - 13 locations (2.5%) had an uptake of 100%

COVID-19 Vaccination Uptake

- **Between 01/10/2024 and 13/01/2025, overall uptake among Fair Deal residents was 77.3% (n=18,489/23,926)**
 - 4 locations (0.6%) where no vaccinations were reported, or uptake was $\leq 10\%$
 - 15 locations (2.8%) had an uptake $\geq 10\%$ and $< 50\%$
 - 164 locations (31.1%) had an uptake $\geq 50\%$ and $< 75\%$
 - 285 locations (54.1%) had an uptake $\geq 75\%$ and $< 90\%$
 - 57 locations (10.8%) had an uptake $\geq 90\%$ and $< 100\%$
 - 2 locations (0.4%) had an uptake of 100%