



COVID-19 Vaccination Uptake in Ireland

Weekly Report

Week 24 2023 (week ending Sunday 18th June 2023)

Latest Summary Statistics By Dose Type and Age Group:

Age Group	Primary Course Completed Doses	Census 2022	Primary Course Completed % Uptake	Booster1 Doses	Booster 1 % Uptake	Booster2 Doses	Booster 2 % Uptake	Booster3 Doses	Booster 3 % Uptake	Booster4 Doses	Booster 4 % Uptake
65+yrs	771768	776315	99.4	752783	97.5	624263	80.9	428115	55.5	167392	21.7
12+yrs	3895221	4361794	89.3	3020506	77.5	1248521	32.1	-	-	-	-

Age Group	Primary Course Completed Doses	Spring Booster 2023 Doses	Spring Booster 2023 % Uptake
70+yrs	553851	218741	39.5

Note

- NIAC announced the spring and autumn booster advice on 28 April 2023. This marked a departure from previous strategy. Therefore, this particular slide deck has a dual function in describing both dose numbers and spring booster campaign data.
- It is intended that future versions of this slide deck will reflect the current programme of spring and autumn/winter booster campaigns and will move away from reporting uptake in terms of dose numbers.

Background



Authorised COVID-19 vaccines in Ireland are

- Comirnaty (Pfizer/BioNTech)
 - Spikevax (formerly COVID-19 Vaccine Moderna)
 - Vaxzevria (formerly COVID-19 Vaccine AstraZeneca)
 - COVID-19 Vaccine Janssen
 - Novavax-Nuvaxovid
-
- The primary vaccination programme commenced in
 - December 2020 for adults
 - August 2021 for 12-17 year olds
 - January 2022 for 5-11 year olds

 - Booster doses were administered
 - 1st Booster November 2021 for adults
 - 1st Booster March 2022 for 12-17 year olds
 - 2nd Booster April 2022 for **specified cohorts**
 - 3rd Booster October 2022 for **specified cohorts**
 - 4th Booster April 2023 for **specified cohorts**

Further information on vaccines recommended by the National Immunisation Advisory Committee (NIAC) is located at NIAC website [covid19.pdf \(hse.ie\)](#) and on Spring and Autumn booster campaigns is available at <https://www2.hse.ie/screening-and-vaccinations/covid-19-vaccine/get-the-vaccine/covid-19-vaccine-booster-dose/>

Definitions



- **Primary course completed** = The number of people over 5 years of age who have completed their primary course (fully vaccinated = two doses of two dose vaccine plan or one dose of a single Janssen vaccine, including those who are immunocompromised and have received an extra, third (primary) dose, in order to complete this course) using Census 2022 denominator
- **1st Booster Dose** = The number of individuals who have completed a primary course and have received a 1st booster dose (includes 5-11 year olds with weakened immune systems (from 15/08/2022))
- **2nd Booster Dose** = The number of individuals who have completed a primary course and have received a 2 further booster doses (includes a very small number of 10-11 year olds with weakened immune systems)
- **3rd and 4th Booster Doses** = The number of targeted individuals aged 12+ years of age (e.g. elderly/65+ years, immunocompromised etc) who have completed their primary course and who have received 3 or 4 further booster doses
 - See more details on the HSE's annual spring and autumn booster campaigns, the target groups and the associated eligibility criteria at <https://www2.hse.ie/screening-and-vaccinations/covid-19-vaccine/get-the-vaccine/covid-19-vaccine-booster-dose/> and the National Immunological Advisory Committee recommendations at https://rcpi.access.preservica.com/uncategorized/IO_3537e4d8-e170-4922-b566-8cfc6b148ed2/
- **Immunocompromised status** was recorded at time primary course was completed and so may not accurately reflect the current immunocompromised population or immunocompromised at time of latest vaccination.

Methods for vaccination uptake calculation



- Data were provided by HSE Office of the Chief Information Officer (OCIO) based on data in the IIS data lake environment
- Data presented includes COVAX (COVID-19 vaccination information system) registered vaccinations and GP and pharmacy administered vaccinations
- Overall population uptake is calculated based on Census 2022
 - n=5,149,139 total
 - n=4,853,724 for 5+ year olds
 - n=4,361,794 for 12+ year olds
 - n=3,930,572 for adults/18+ year olds
- Where county and/or age group calculation of estimated uptake exceeds 100% due to unidentified data quality issues or where the numerator exceeds the population estimate/denominator then the uptake will be rounded to 99.9% (unless otherwise indicated in the report)
- Booster 1, 2, 3 and 4 uptake is based on a percentage of those who have completed their primary course treatment

Calculation of Final Primary Course Completed Dose Count (PCC)

- Total number of final primary course completed doses received - based on the following combination of doses administered to those who are and aren't immunocompromised at the time of receipt of their final primary dose or later, as of the end of Sunday, 18/06/2023, excluding deaths: **3,996,615 doses**

NA – Count not applicable to PCC calculation

Immunocompromised	Immunocompromised Assessment	Single Dose	Dose 2	Additional Dose/3rd Primary Dose	Total
No	No longer Immunocompromised	35	2714	NA	2749
No	Not indicated as Immunocompromised	238827	3617167	NA	3855994
Yes	Immunocompromised after primary vaccination	222	12383	NA	12605
Yes	Immunocompromised at time of primary vaccination	NA	NA	125267	125267
Total	Total	239084	3632264	125267	3996615

COVID-19 vaccination uptake of eligible population* by age group and vaccination status

Age Group	Primary Course Completed § Doses	Census 2022	Primary Course Completed % Uptake	Booster1 Doses†	Booster 1 % Uptake†	Booster2 Doses	Booster 2 % Uptake	Booster3 Doses	Booster 3 % Uptake	Booster4 Doses	Booster 4 % Uptake
70+yrs	553851	538171	99.9	543733	98.2	465935	84.1	341919	61.7	161953	29.2
65+yrs	771768	776315	99.4	752783	97.5	624263	80.9	428115	55.5	167392	21.7
60+yrs	1034696	1048985	98.6	998259	96.5	770322	74.4	-	-	-	-
50+yrs	1650165	1696153	97.3	1542715	93.5	1015051	61.5	-	-	-	-
18+yrs	3610891	3930572	91.9	2926705	81.1	1246592	34.5	-	-	-	-
12-17yrs	284330	431222	65.9	93801	33.0	1929	0.7	-	-	-	-
12+yrs	3895221	4361794	89.3	3020506	77.5	1248521	32.1	-	-	-	-
5+yrs	3996189	4853724	82.3	3020738	75.6	-	-	-	-	-	-
6months+	3996577	5120241	78.1	-	-	-	-	-	-	-	-

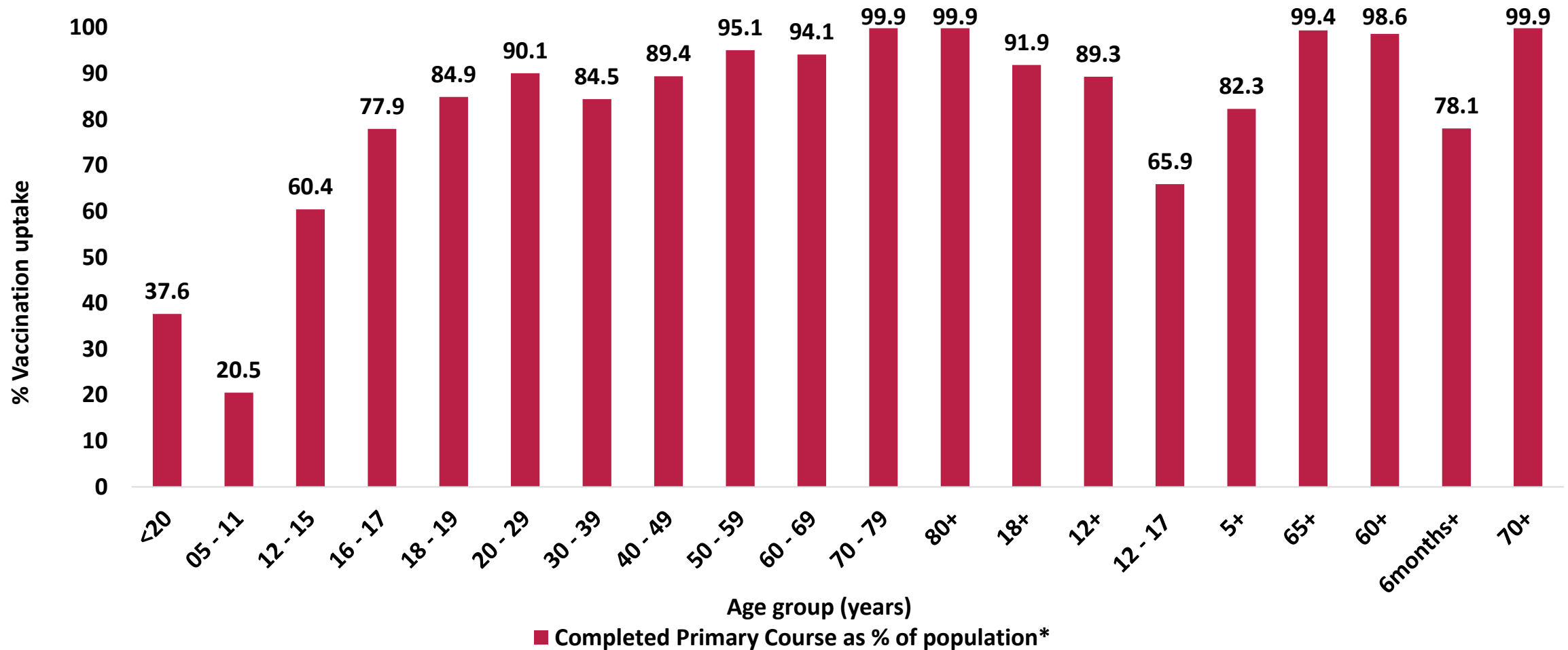
Where calculation of estimated uptake exceeds 100% due to unidentified data quality issues that the uptake will be rounded down to 99.9%

§This is the same as the percentage of those who are fully vaccinated and is based on Census 2022

*Percentage booster uptake is based on the proportion of those who have completed their primary course treatment

†Boosters 1, 2 generally only available to those over 12+ years of age; Boosters 3 and 4 are targeted at specified cohorts aged 12+ years of age (e.g. elderly/65+ years, immunocompromised etc) who have completed their primary course treatment

Percentage primary course completed uptake of eligible population* by age group**



*Based on CSO/HIU 2021 April 2021/H1 estimates.

**Excludes vaccinations administered where age was not reported; Includes individuals resident in Northern Ireland and where county of residence was not reported

Note: Where calculation of estimated uptake exceeds 100% due to unidentified data quality issues, the uptake will be rounded to 99.9%

Percentage COVID-19 vaccination uptake of eligible population* for primary course completed by county of residence** and age group



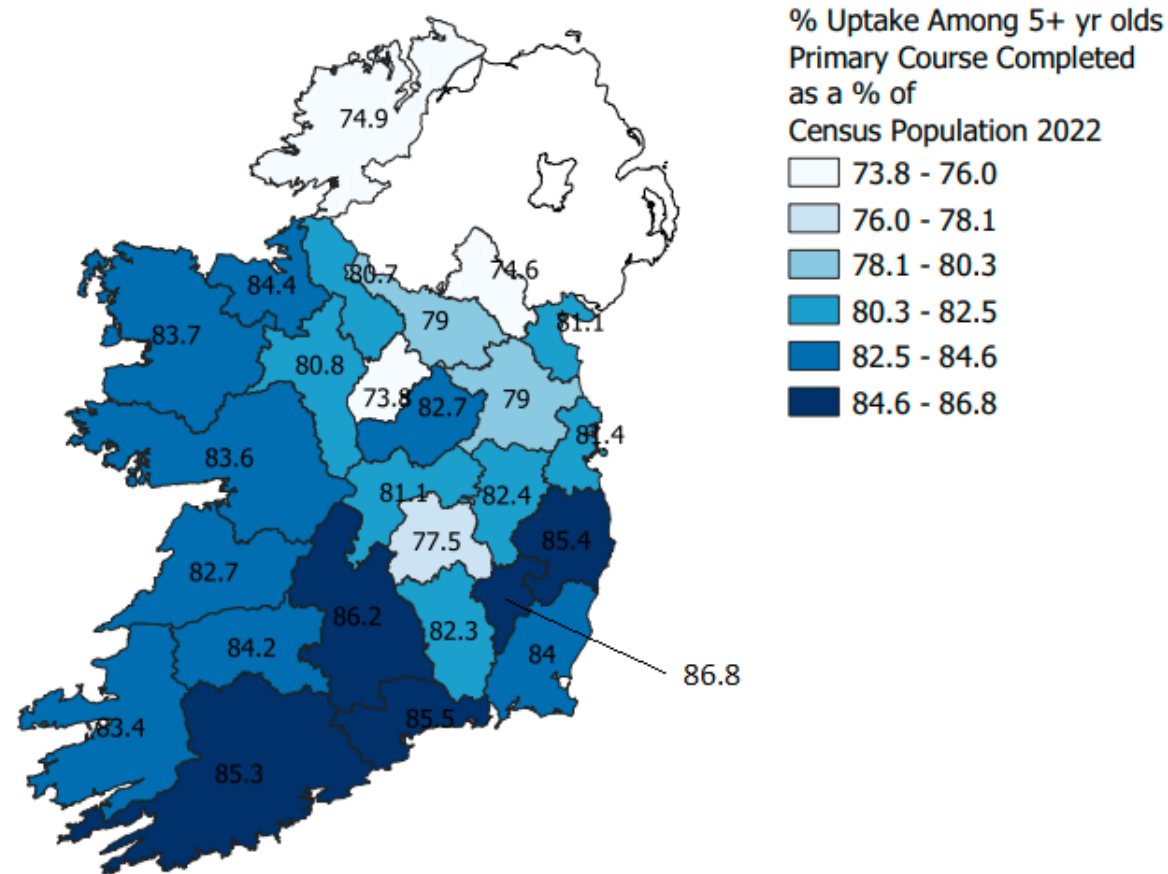
County of residence	0-4‡	5-11	12-15	16 - 17	18 - 19	20-29	30-39	40-49	50-59	60-69	70-79	80+	18+	12+	12-17	5+	65+	60+
Carlow	0.2	20.5	67.1	85.4	93.6	98.0	87.1	93.4	99.9	97.2	99.9	99.9	96.8	94.3	73.0	86.8	99.9	99.9
Cavan	0.0	13.4	53.2	77.9	96.2	96.6	77.1	86.7	91.7	93.2	99.9	99.9	90.6	87.3	60.9	79.0	98.8	97.8
Clare	0.1	17.7	60.5	83.6	91.2	98.8	83.8	87.5	93.8	91.9	99.9	99.9	92.5	90.0	68.1	82.7	97.5	96.9
Cork	0.2	23.8	66.9	84.8	86.5	94.4	87.5	92.0	96.8	95.6	99.9	99.9	94.3	92.2	72.5	85.3	99.9	99.9
Donegal	0.0	8.0	41.2	63.4	86.0	95.5	76.3	81.0	86.9	84.7	97.0	99.9	86.8	82.7	48.3	74.9	94.4	92.3
Dublin	0.3	24.6	59.3	72.4	71.6	78.2	86.6	90.4	95.8	96.0	99.9	99.9	89.6	87.3	63.3	81.4	99.6	99.4
Galway	0.1	18.8	63.5	78.1	80.8	92.4	88.3	91.5	95.7	93.4	99.9	99.9	93.2	90.8	68.3	83.6	99.0	98.1
Kerry	0.1	17.9	62.1	80.0	94.4	99.9	81.9	88.0	92.7	91.0	99.6	99.9	92.5	90.1	67.8	83.4	97.6	96.4
Kildare	0.2	24.8	65.3	81.5	87.3	92.2	80.3	90.1	97.9	95.4	99.9	99.9	92.0	89.6	70.4	82.4	99.9	99.9
Kilkenny	0.1	21.9	63.3	80.2	96.0	99.9	83.6	86.2	92.0	92.3	96.7	99.6	91.9	89.5	68.6	82.3	95.8	95.1
Laois	0.2	18.8	60.3	77.8	95.8	93.7	73.9	84.0	91.4	91.4	96.4	99.9	87.8	85.2	65.7	77.5	95.2	94.6
Leitrim	0.0	10.5	55.3	79.0	99.9	99.9	78.1	86.2	89.4	89.6	99.9	99.9	91.9	88.9	63.0	80.7	99.9	99.4
Limerick	0.1	22.1	63.6	79.9	80.6	91.0	88.0	90.1	96.0	94.4	99.9	99.9	93.2	90.9	68.7	84.2	99.9	99.8
Longford	0.0	10.5	46.0	68.8	86.3	86.3	71.9	77.7	87.8	88.2	99.9	99.9	85.1	81.6	53.0	73.8	98.5	96.3
Louth	0.1	16.9	57.0	79.4	88.5	91.2	81.4	87.0	96.2	96.1	99.9	99.9	91.9	88.9	64.1	81.1	99.9	99.9
Mayo	0.1	12.5	56.0	78.9	99.9	99.9	85.9	89.5	92.3	90.8	99.5	99.9	94.5	91.5	63.5	83.7	97.5	96.1
Meath	0.1	20.3	62.4	81.3	89.0	93.6	76.0	86.3	94.8	93.9	99.1	99.9	89.5	87.0	68.1	79.0	96.9	96.9
Monaghan	0.1	8.7	46.2	68.7	88.0	94.3	73.9	80.4	88.2	87.5	98.6	99.9	86.7	83.0	53.3	74.6	96.0	94.1
Offaly	0.1	17.6	60.3	80.0	91.3	96.2	81.4	88.5	95.1	91.1	97.7	99.9	91.4	88.7	66.4	81.1	95.4	95.0
Roscommon	0.1	14.8	57.4	78.9	97.6	99.9	80.5	86.5	89.2	91.4	97.0	99.0	91.3	88.5	64.4	80.8	95.6	94.6
Sligo	0.0	17.7	62.2	79.0	85.8	95.3	88.1	91.1	94.3	95.2	99.9	99.9	94.1	91.5	67.6	84.4	99.7	99.1
Tipperary	0.0	18.1	60.9	80.6	99.9	99.9	86.7	91.4	97.2	97.1	99.9	99.9	96.9	93.8	67.2	86.2	99.9	99.9
Waterford	0.1	19.1	58.7	79.7	90.8	99.9	88.7	92.7	96.8	95.4	99.9	99.9	95.9	92.8	65.4	85.5	99.9	99.8
Westmeath	0.1	16.5	56.3	75.5	91.9	97.9	81.4	89.9	97.3	96.2	99.9	99.9	93.9	90.6	62.5	82.7	99.9	99.9
Wexford	0.1	19.3	60.3	81.5	99.2	99.9	83.3	89.2	95.0	94.5	99.9	99.9	94.2	91.4	67.0	84.0	99.9	99.5
Wicklow	0.1	24.7	67.9	84.5	96.4	99.8	85.1	91.3	97.8	95.6	99.9	99.9	95.2	92.8	73.0	85.4	99.9	99.9
Total*	0.0	20.5	60.4	77.9	84.9	92.4	92.1	94.4	99.1	97.6	99.9	99.9	91.9	89.3	65.9	82.3	99.9	99.9

*Based on CSO/HIU 2021 April 2021/H1 estimates. ‡ 6Months to 4 years of age

**Excludes vaccinations administered where age was not reported; Includes individuals resident in Northern Ireland and where county of residence was not reported

Note: Where calculation of estimated uptake exceeds 100% due to unidentified data quality issues, the uptake will be rounded to 99.9%

Percentage COVID-19 vaccination uptake of eligible population* for primary course completed by county of residence among those 5+ years of age **



*Based on CSO/HIU 2021 April 2021/H1 estimates

**Excludes individuals resident in Northern Ireland or where county of residence was not reported

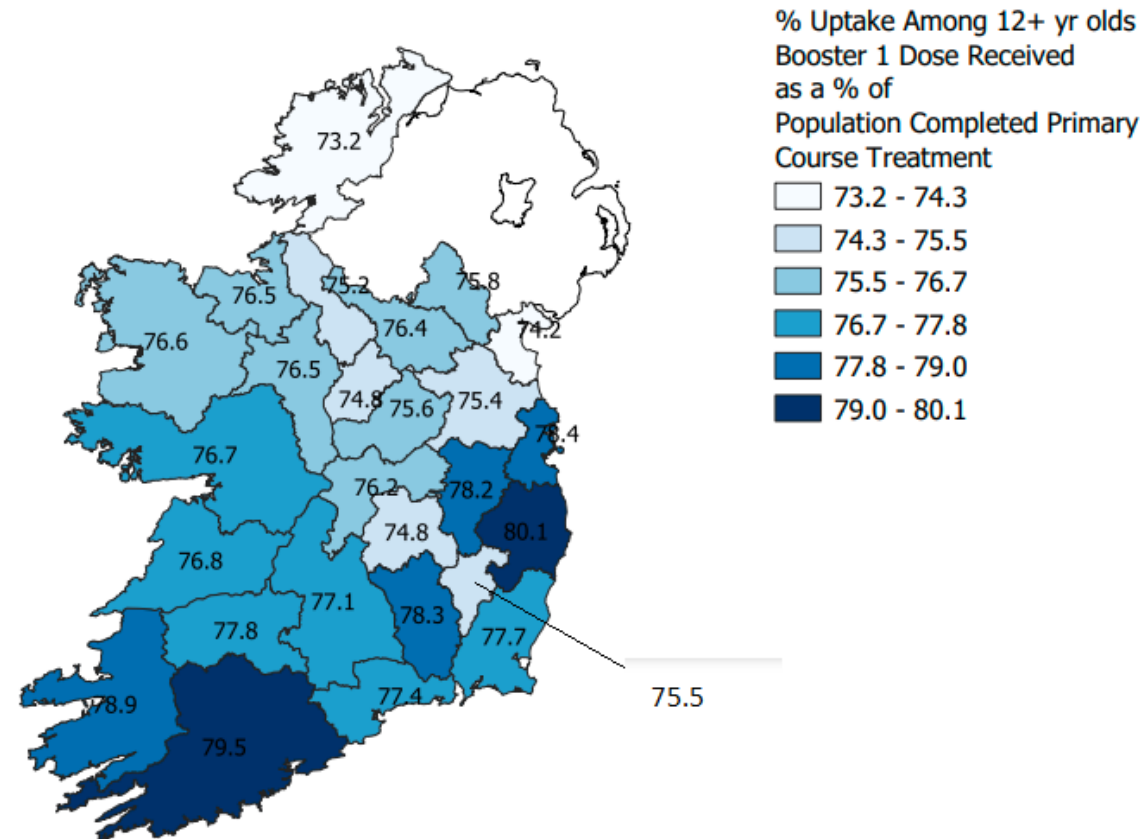
Percentage COVID-19 1st booster vaccination uptake of eligible population* by county of residence** and age group



County of residence	5-11 †	12-15	16 - 17	18 - 19	20-29	30-39	40-49	50-59	60-69	70-79	80+	18+	12+	12-17	5+	65+	60+
Carlow	0.3	20.6	45.6	58.9	59.5	66.7	77.0	87.8	94.0	97.9	98.1	79.4	75.5	30.1	73.7	97.3	96.1
Cavan	0.9	21.7	45.1	60.4	59.7	66.5	78.5	87.8	93.6	97.9	97.9	80.2	76.4	31.0	75.0	97.0	95.9
Clare	0.1	19.9	42.8	59.6	61.6	67.2	77.9	87.3	93.7	97.7	97.9	80.9	76.8	29.1	75.1	97.2	95.9
Cork	0.3	26.6	51.3	67.8	67.0	72.7	81.5	89.8	94.8	98.0	98.6	83.2	79.5	35.6	77.3	97.7	96.6
Donegal	0.5	16.7	34.2	47.4	52.1	60.3	72.8	83.7	91.4	96.0	97.9	76.5	73.2	24.0	72.4	95.7	94.4
Dublin	0.1	29.7	52.4	62.1	64.8	71.7	79.8	88.9	94.9	98.2	99.1	81.2	78.4	37.8	76.2	97.9	96.9
Galway	0.2	20.1	45.7	61.7	61.1	69.6	79.4	87.7	93.6	97.8	98.2	80.4	76.7	29.6	75.0	97.1	95.9
Kerry	0.2	25.3	47.7	60.0	61.1	69.7	79.3	88.1	94.7	98.1	98.1	82.4	78.9	33.8	77.3	97.5	96.5
Kildare	0.2	27.9	51.6	64.9	63.8	71.3	81.1	91.1	96.2	99.1	98.7	82.1	78.2	36.5	75.5	98.5	97.6
Kilkenny	0.3	21.1	47.5	62.9	64.0	69.7	80.1	89.6	95.2	98.9	99.7	82.5	78.3	30.8	76.1	98.3	97.3
Laois	0.3	20.7	44.0	58.6	60.0	66.3	77.8	87.6	94.7	97.8	98.5	79.3	74.8	29.2	72.7	97.5	96.4
Leitrim	0.5	17.4	33.2	52.5	56.1	60.5	74.9	86.8	94.0	96.5	96.4	79.3	75.2	23.8	74.2	96.5	95.4
Limerick	0.1	23.5	47.5	64.7	64.1	69.4	79.2	88.1	94.4	97.6	98.3	81.3	77.8	32.4	75.9	97.2	96.3
Longford	0.0	15.0	33.1	47.0	55.2	65.2	76.2	85.7	94.8	98.0	98.0	78.8	74.8	22.2	73.6	97.5	96.6
Louth	0.2	22.6	44.5	54.0	56.2	64.5	75.4	86.1	93.6	97.7	98.8	77.9	74.2	31.3	72.5	97.5	96.0
Mayo	0.2	16.2	38.8	54.2	58.7	65.4	77.0	86.9	93.2	97.3	97.4	80.3	76.6	25.4	75.5	96.7	95.5
Meath	0.2	24.4	46.6	58.8	59.7	66.9	78.1	89.3	95.2	98.8	99.1	79.8	75.4	32.5	73.1	98.2	97.1
Monaghan	0.2	16.4	40.8	52.3	57.3	63.3	77.9	88.4	94.7	97.3	99.2	79.6	75.8	26.3	74.8	97.4	96.5
Offaly	0.6	19.7	45.1	61.5	60.5	65.2	78.7	88.7	94.2	98.0	98.5	80.3	76.2	29.2	74.5	97.5	96.3
Roscommon	0.3	15.8	37.8	53.8	58.9	66.1	77.7	86.9	93.9	97.9	98.5	80.6	76.5	24.6	75.0	97.4	96.1
Sligo	0.8	17.4	41.7	55.7	59.0	67.6	78.0	87.0	91.1	97.3	98.3	80.3	76.5	26.5	74.9	96.1	94.6
Tipperary	0.2	21.2	43.9	59.0	60.9	66.8	77.7	87.3	94.3	98.0	98.6	80.9	77.1	30.0	75.5	97.4	96.4
Waterford	0.4	22.7	45.4	60.2	61.3	69.1	78.4	88.1	94.1	98.1	98.9	81.0	77.4	31.5	75.7	97.4	96.4
Westmeath	0.0	17.9	38.2	55.6	57.8	66.0	77.9	87.7	95.2	98.3	98.1	79.5	75.6	25.8	74.0	97.8	96.8
Wexford	0.3	20.5	45.5	61.0	61.5	67.4	79.5	88.2	95.3	98.1	98.4	81.6	77.7	30.1	75.9	97.8	96.9
Wicklow	0.3	28.5	54.2	67.3	65.2	72.4	81.9	91.0	96.6	98.5	99.0	84.0	80.1	37.7	77.6	98.4	97.7
Northern Ireland*	0.0	0.0	50.0	83.3	55.2	68.5	81.7	81.0	81.5	97.9	99.9	74.0	73.6	37.5	73.3	99.9	92.5
NULL*	-	0.0	0.0	20.0	31.2	36.4	54.1	55.2	75.2	63.6	64.4	55.4	55.1	0.0	55.1	67.5	66.3
Total incl NI, Null County*	0.2	24.4	47.4	61.0	62.6	69.6	79.2	88.5	94.5	98.0	98.5	81.1	77.5	33.0	75.6	97.5	96.5

* Uptake is based on the proportion who have completed their primary course treatment **Includes individuals resident in Northern Ireland and where county of residence was not reported; Where calculation of estimated uptake exceeds 100% due to unidentified data quality issues or where the numerator exceeds the population estimate/denominator, the uptake has been rounded to 99.9%; †Booster doses not currently recommended for all 5-11 years of age unless immunocompromised

Percentage COVID-19 vaccination uptake of eligible population* for 1st booster by county of residence among those 12+ years of age**



* Uptake is based on the proportion who have completed their primary course treatment
 **Excludes individuals resident in Northern Ireland or where county of residence was not reported

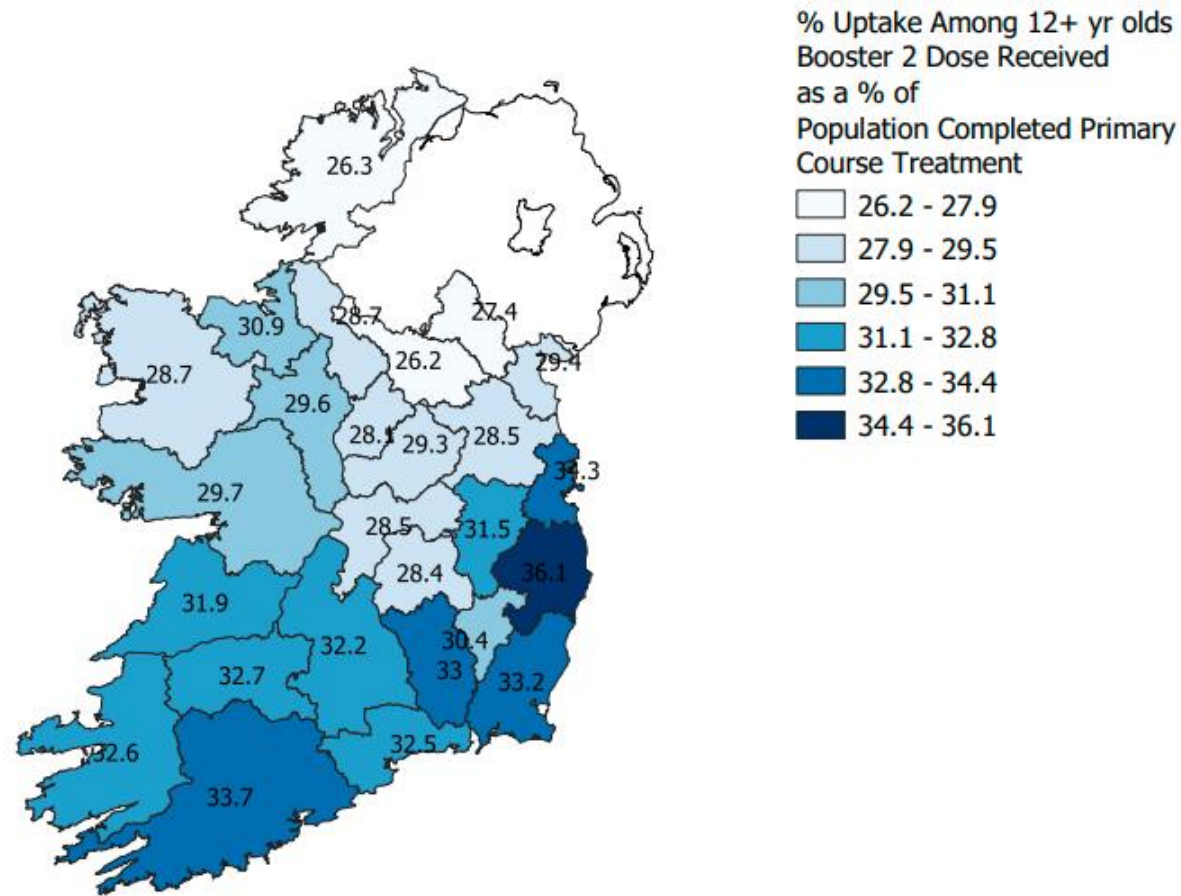
Percentage COVID-19 2nd booster vaccination uptake of eligible population* by county of residence** and age group



County of residence	12-15	16 - 17	18 - 19	20-29	30-39	40-49	50-59	60-69	70-79	80+	18+	12+	12-17	65+	60+
Carlow	0.4	1.6	5.9	6.0	9.0	15.3	37.1	62.0	81.9	86.0	33.0	30.4	0.9	79.7	73.3
Cavan	0.3	1.0	2.4	3.7	6.0	9.8	27.2	52.7	77.5	81.8	28.4	26.2	0.6	74.5	66.6
Clare	0.4	0.9	5.2	5.3	9.3	14.3	37.3	61.5	81.6	84.3	34.6	31.9	0.6	79.6	72.8
Cork	0.5	1.5	5.9	7.3	13.3	18.8	42.9	66.3	84.5	87.6	36.4	33.7	0.9	82.8	76.6
Donegal	0.2	0.8	2.7	3.4	5.5	8.9	25.2	48.3	70.1	77.4	28.1	26.3	0.4	68.7	62.1
Dublin	0.4	1.2	6.7	8.2	15.1	21.0	46.8	69.9	87.4	89.9	36.6	34.3	0.7	85.6	79.8
Galway	0.4	1.0	4.6	5.6	11.2	14.8	35.7	58.5	80.8	84.9	32.0	29.7	0.6	78.4	71.3
Kerry	0.3	1.1	4.3	4.8	9.8	13.2	34.5	60.0	80.9	84.0	35.0	32.6	0.6	78.7	72.0
Kildare	0.5	1.0	6.8	7.0	13.7	18.1	43.6	68.0	86.4	87.2	34.4	31.5	0.7	84.0	77.3
Kilkenny	0.5	0.9	5.0	5.8	10.5	15.4	41.7	63.3	86.0	88.6	35.9	33.0	0.6	83.0	75.7
Laois	0.3	0.7	3.7	5.3	9.7	13.9	36.4	60.3	82.7	86.4	31.1	28.4	0.4	79.7	72.1
Leitrim	0.2	0.6	4.1	4.1	6.1	10.1	29.7	50.5	72.8	74.9	31.0	28.7	0.4	70.1	63.5
Limerick	0.5	1.5	5.7	6.2	11.3	16.3	39.6	64.9	84.0	87.3	35.1	32.7	0.9	82.2	75.9
Longford	0.4	0.4	3.6	4.0	7.5	10.9	27.8	52.3	78.9	83.2	30.2	28.1	0.4	75.6	68.0
Louth	0.3	0.9	4.4	5.1	9.3	13.9	35.1	60.7	80.4	83.4	31.9	29.4	0.5	78.4	71.8
Mayo	0.4	0.8	2.5	4.1	7.3	10.3	27.7	50.6	74.6	79.4	30.7	28.7	0.5	72.0	64.8
Meath	0.4	1.2	4.7	5.7	10.4	14.2	37.7	63.0	82.4	85.8	31.3	28.5	0.7	80.2	73.4
Monaghan	0.2	0.7	2.7	3.8	5.4	10.5	29.9	52.5	74.8	82.1	29.4	27.4	0.4	73.1	66.0
Offaly	0.3	0.5	3.7	4.6	7.7	12.8	32.6	58.3	80.1	83.6	30.9	28.5	0.4	77.7	70.4
Roscommon	0.4	0.8	3.3	4.0	7.7	11.7	29.9	53.4	78.8	82.5	32.0	29.6	0.6	75.8	67.6
Sligo	0.6	1.0	4.6	5.2	9.6	14.5	32.6	54.0	78.3	82.5	33.2	30.9	0.7	74.9	67.9
Tipperary	0.4	1.3	4.5	5.2	8.7	13.5	35.7	60.9	82.8	87.8	34.8	32.2	0.8	80.8	73.7
Waterford	0.5	1.2	4.2	5.7	10.5	15.9	39.6	62.7	82.3	87.5	34.9	32.5	0.8	80.5	74.2
Westmeath	0.2	0.8	3.2	5.2	8.7	13.5	34.3	58.5	81.0	84.0	31.5	29.3	0.4	78.1	70.8
Wexford	0.5	1.0	4.3	5.2	9.1	14.3	39.8	65.8	83.4	86.3	35.9	33.2	0.7	81.7	75.8
Wicklow	0.3	1.4	8.1	8.5	15.1	19.5	46.6	69.1	87.3	89.4	39.3	36.1	0.7	85.3	79.1
Northern Ireland*	0.0	0.0	16.7	4.4	9.9	16.5	28.9	44.4	81.3	94.4	21.9	21.6	0.0	84.0	66.7
NULL*	0.0	0.0	10.0	8.8	12.3	33.1	53.6	74.4	52.4	75.1	47.5	47.1	0.0	68.0	67.3
Total incl NI, Null County*	0.4	1.1	5.3	6.5	12.1	16.7	39.8	63.3	83.0	86.4	34.5	32.1	0.7	80.9	74.4

* Uptake is based on the proportion who have completed their primary course treatment **Includes individuals resident in Northern Ireland and where county of residence was not reported
Where calculation of estimated uptake exceeds 100% due to unidentified data quality issues or where the numerator exceeds the population estimate/denominator, the uptake has been rounded to 99.9%

Percentage COVID-19 vaccination uptake of eligible population* for 2nd booster by county of residence among those 12+ years of age**



* Uptake is based on the proportion who have completed their primary course treatment

**Excludes individuals resident in Northern Ireland or where county of residence was not reported

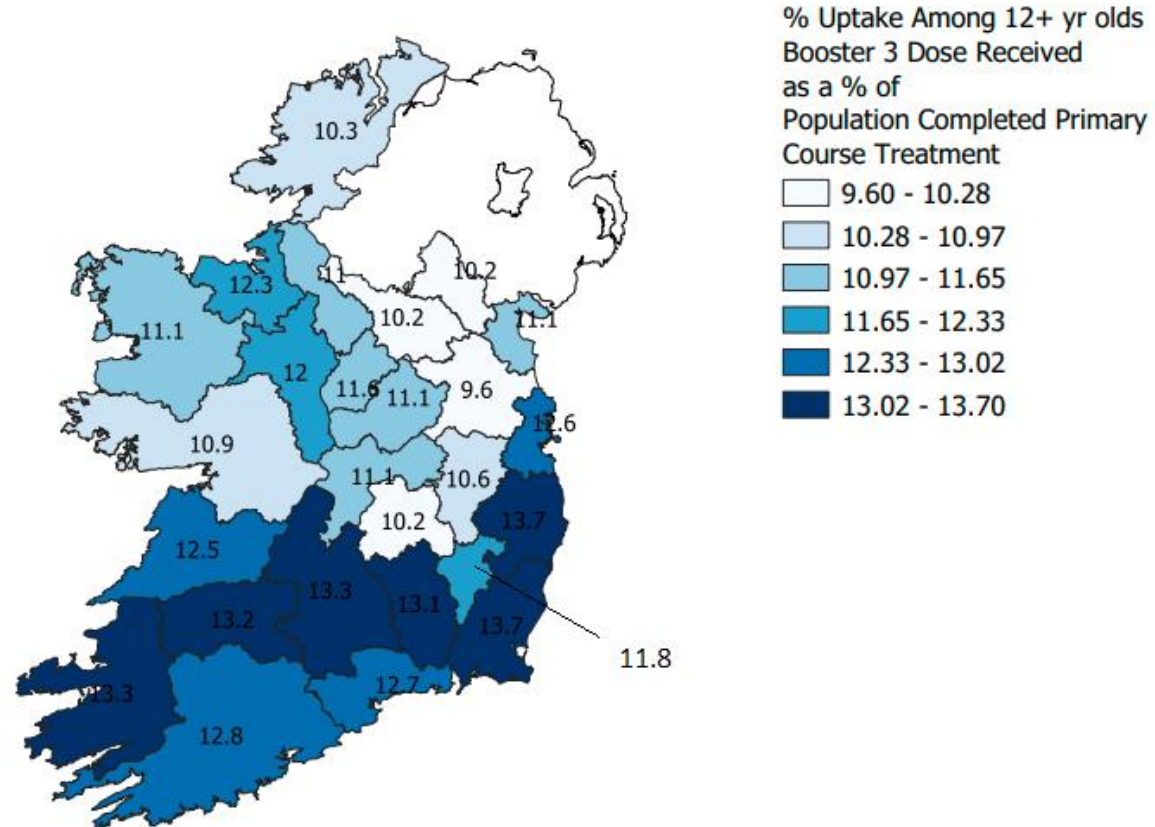
Percentage COVID-19 3rd booster vaccination uptake of eligible population* by county of residence** and age group



County of residence	12-15	16 - 17	18 - 19	20-29	30-39	40-49	50-59	60-69	70-79	80+	18+	12+	12-17	65+	60+
Carlow	0.0	0.1	0.1	0.2	0.4	0.6	2.4	20.5	59.8	67.0	12.8	11.8	0.0	54.9	42.7
Cavan	0.0	0.1	0.0	0.0	0.2	0.5	1.5	15.8	50.1	57.5	11.1	10.2	0.0	46.0	35.2
Clare	0.0	0.0	0.1	0.2	0.4	0.6	2.4	20.5	57.7	60.6	13.5	12.5	0.0	52.9	41.1
Cork	0.0	0.1	0.2	0.2	0.6	1.2	3.5	23.3	62.7	66.4	13.9	12.8	0.1	57.9	45.1
Donegal	0.0	0.0	0.0	0.1	0.2	0.4	1.5	14.6	42.5	49.9	11.0	10.3	0.0	40.2	31.8
Dublin	0.0	0.1	0.1	0.2	0.4	0.9	3.0	25.1	68.8	72.2	13.4	12.6	0.1	63.6	49.2
Galway	0.0	0.1	0.0	0.1	0.3	0.7	2.4	18.8	55.1	60.0	11.8	10.9	0.0	50.4	39.2
Kerry	0.0	0.0	0.1	0.2	0.5	1.0	2.5	20.1	55.3	59.2	14.3	13.3	0.0	50.8	40.0
Kildare	0.0	0.1	0.1	0.2	0.4	0.9	2.7	23.7	64.4	64.9	11.6	10.6	0.1	58.2	44.1
Kilkenny	0.1	0.0	0.0	0.2	0.4	0.8	2.9	21.6	63.8	66.3	14.2	13.1	0.1	57.3	44.2
Laois	0.0	0.1	0.1	0.2	0.4	0.6	2.1	19.5	57.5	64.6	11.2	10.2	0.1	52.5	39.6
Leitrim	0.1	0.0	0.1	0.2	0.5	0.6	2.0	14.4	43.8	48.2	11.8	11.0	0.1	40.0	31.8
Limerick	0.0	0.0	0.1	0.1	0.5	1.0	3.2	23.9	61.1	66.3	14.2	13.2	0.0	57.1	45.0
Longford	0.0	0.0	0.0	0.2	0.5	0.6	2.1	16.3	51.9	58.8	12.5	11.6	0.0	47.4	37.6
Louth	0.0	0.1	0.1	0.2	0.3	0.7	2.1	20.2	56.1	60.1	12.0	11.1	0.0	51.9	40.2
Mayo	0.0	0.1	0.0	0.1	0.3	0.7	2.1	14.8	44.7	51.7	11.9	11.1	0.0	41.3	32.6
Meath	0.0	0.1	0.2	0.2	0.4	0.5	2.1	19.7	57.5	61.4	10.6	9.6	0.0	52.4	39.5
Monaghan	0.0	0.1	0.1	0.1	0.4	0.6	1.6	15.7	44.5	53.3	10.9	10.2	0.0	42.4	33.0
Offaly	0.0	0.0	0.1	0.2	0.2	0.6	2.4	18.4	55.8	60.3	12.0	11.1	0.0	50.7	38.9
Roscommon	0.1	0.0	0.2	0.2	0.2	0.7	1.9	17.2	51.0	58.0	12.9	12.0	0.1	46.7	36.6
Sligo	0.1	0.2	0.1	0.2	0.4	0.8	2.4	16.9	53.1	58.4	13.2	12.3	0.1	48.4	37.4
Tipperary	0.0	0.0	0.2	0.1	0.4	0.8	2.6	20.3	58.4	65.3	14.3	13.3	0.0	54.0	42.2
Waterford	0.0	0.0	0.2	0.2	0.3	0.8	2.7	20.7	59.9	65.3	13.7	12.7	0.0	55.1	42.9
Westmeath	0.0	0.0	0.2	0.1	0.3	0.7	2.4	18.5	56.3	59.7	12.0	11.1	0.0	50.6	39.0
Wexford	0.0	0.1	0.2	0.1	0.4	0.7	2.6	22.3	63.1	66.5	14.8	13.7	0.0	57.7	44.8
Wicklow	0.0	0.1	0.1	0.3	0.5	0.8	3.1	24.9	68.4	71.1	15.0	13.7	0.0	62.8	48.4
Northern Ireland*	0.0	0.0	0.0	0.0	0.6	0.6	0.8	11.1	47.9	72.2	5.8	5.8	0.0	53.3	35.0
NULL*	0.0	0.0	10.0	0.8	1.1	5.5	12.0	30.8	38.2	34.0	19.8	19.7	0.0	37.6	34.8
Total incl NI, Null County*	0.0	0.1	0.1	0.2	0.4	0.8	2.7	21.6	60.2	64.7	13.1	12.1	0.0	55.5	43.1

* Uptake is based on the proportion who have completed their primary course treatment **Includes individuals resident in Northern Ireland and where county of residence was not reported
 Where calculation of estimated uptake exceeds 100% due to unidentified data quality issues or where the numerator exceeds the population estimate/denominator, the uptake has been rounded to 99.9%;
 Note: Booster 3, and 4 targeted at individuals aged 12+ years of age (e.g. elderly/65+ years, immunocompromised etc)

Percentage COVID-19 vaccination uptake of eligible population* for 3rd booster by county of residence among those 12+ years of age**



* Uptake is based on the proportion who have completed their primary course treatment

**Excludes individuals resident in Northern Ireland or where county of residence was not reported

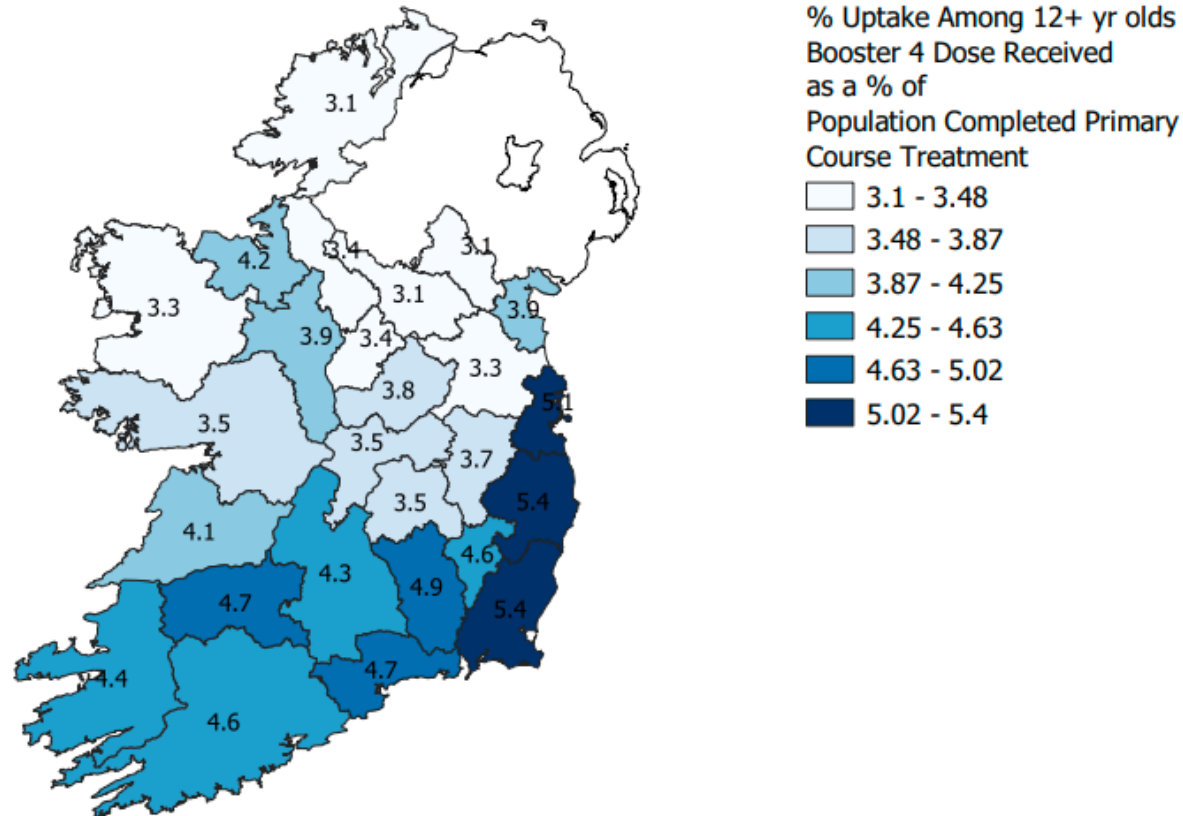
Percentage COVID-19 4th booster vaccination uptake of eligible population* by county of residence** and age group



County of residence	12-15	16 - 17	18 - 19	20-29	30-39	40-49	50-59	60-69	70-79	80+	18+	12+	12-17	65+	60+
Carlow	0.0	0.0	0.0	0.0	0.0	0.1	0.2	1.6	29.5	34.9	5.0	4.6	0.0	23.1	17.4
Cavan	0.0	0.0	0.0	0.0	0.0	0.1	0.1	0.9	18.9	22.5	3.4	3.1	0.0	14.7	11.0
Clare	0.0	0.0	0.0	0.0	0.0	0.1	0.2	1.0	24.7	26.0	4.5	4.1	0.0	18.6	14.0
Cork	0.0	0.0	0.0	0.0	0.1	0.2	0.3	1.9	28.9	31.8	4.9	4.6	0.0	22.4	16.9
Donegal	0.0	0.0	0.0	0.0	0.0	0.0	0.1	0.9	15.4	18.8	3.3	3.1	0.0	12.6	9.8
Dublin	0.0	0.0	0.0	0.0	0.0	0.1	0.3	1.6	36.5	39.9	5.5	5.1	0.0	28.0	21.0
Galway	0.0	0.0	0.0	0.0	0.0	0.1	0.2	1.2	22.1	25.7	3.8	3.5	0.0	17.3	13.1
Kerry	0.0	0.0	0.0	0.0	0.1	0.1	0.2	1.4	23.3	26.0	4.8	4.4	0.0	18.1	13.8
Kildare	0.0	0.0	0.0	0.0	0.1	0.1	0.2	1.6	30.6	32.8	4.1	3.7	0.0	22.5	16.4
Kilkenny	0.0	0.0	0.0	0.0	0.0	0.1	0.2	1.5	30.7	33.6	5.3	4.9	0.0	23.1	17.3
Laois	0.0	0.0	0.0	0.0	0.1	0.1	0.1	1.0	25.3	31.9	3.8	3.5	0.0	19.4	14.2
Leitrim	0.0	0.0	0.0	0.0	0.1	0.0	0.2	1.1	16.5	18.2	3.6	3.4	0.0	13.0	10.1
Limerick	0.0	0.0	0.0	0.0	0.1	0.2	0.4	2.0	27.6	31.8	5.1	4.7	0.0	21.8	16.7
Longford	0.0	0.0	0.0	0.0	0.0	0.0	0.1	1.2	17.7	22.4	3.6	3.4	0.0	14.6	11.3
Louth	0.0	0.0	0.0	0.0	0.0	0.1	0.1	1.3	25.4	28.1	4.2	3.9	0.0	19.6	14.7
Mayo	0.0	0.0	0.0	0.0	0.0	0.1	0.2	1.0	15.5	20.4	3.5	3.3	0.0	12.9	10.0
Meath	0.0	0.0	0.0	0.0	0.0	0.1	0.2	1.3	25.9	28.4	3.6	3.3	0.0	19.4	14.2
Monaghan	0.0	0.0	0.0	0.0	0.0	0.1	0.0	0.9	17.6	20.8	3.4	3.1	0.0	13.9	10.6
Offaly	0.0	0.0	0.0	0.0	0.0	0.1	0.2	1.0	22.0	26.4	3.8	3.5	0.0	17.3	12.9
Roscommon	0.0	0.0	0.0	0.0	0.0	0.1	0.2	1.5	19.7	25.5	4.2	3.9	0.0	16.0	12.3
Sligo	0.0	0.0	0.0	0.0	0.1	0.1	0.2	1.0	22.3	26.4	4.5	4.2	0.0	17.5	13.2
Tipperary	0.0	0.0	0.0	0.0	0.1	0.1	0.2	1.3	23.1	28.2	4.6	4.3	0.0	18.4	14.0
Waterford	0.0	0.0	0.0	0.0	0.0	0.1	0.2	1.4	27.9	31.7	5.0	4.7	0.0	21.6	16.4
Westmeath	0.0	0.0	0.0	0.0	0.0	0.1	0.2	1.4	24.0	26.5	4.1	3.8	0.0	18.3	13.7
Wexford	0.0	0.0	0.0	0.0	0.1	0.1	0.2	1.4	32.5	35.2	5.9	5.4	0.0	24.7	18.5
Wicklow	0.0	0.0	0.0	0.0	0.0	0.1	0.2	1.4	35.9	37.6	5.9	5.4	0.0	26.9	20.0
Northern Ireland*	0.0	0.0	0.0	0.0	0.6	0.0	0.8	3.7	20.8	38.9	2.7	2.7	0.0	25.3	15.8
NULL*	0.0	0.0	0.0	0.0	0.0	0.0	0.0	6.0	18.7	20.1	8.3	8.2	0.0	19.0	16.8
Total incl NI, Null County*	0.0	0.0	0.0	0.0	0.0	0.1	0.2	1.5	28.0	31.5	4.7	4.4	0.0	21.7	16.3

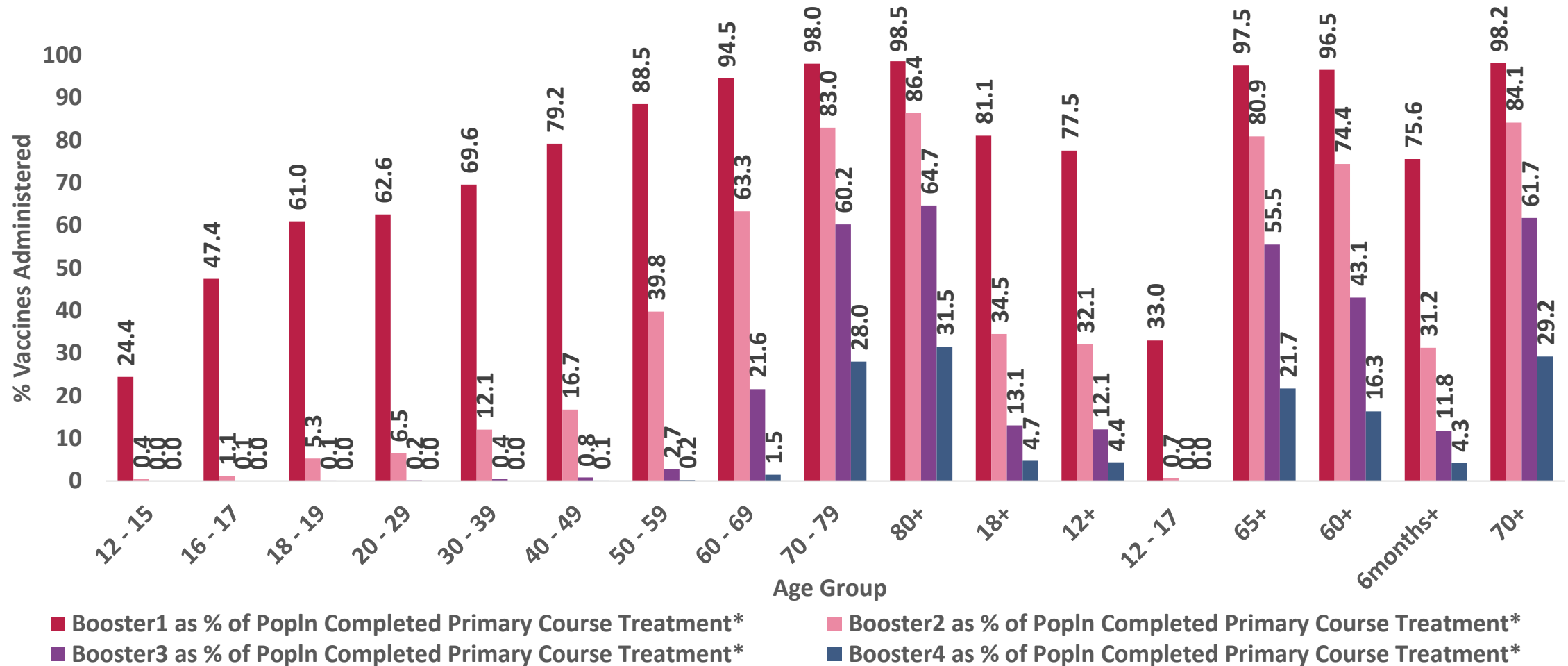
* Uptake is based on the proportion who have completed their primary course treatment **Includes individuals resident in Northern Ireland and where county of residence was not reported
 Where calculation of estimated uptake exceeds 100% due to unidentified data quality issues or where the numerator exceeds the population estimate/denominator, the uptake has been rounded to 99.9%;
 Note: Booster 3, and 4 targeted at individuals aged 12+ years of age (e.g. elderly/65+ years, immunocompromised etc)

Percentage COVID-19 vaccination uptake of eligible population* for 4th booster by county of residence among those 12+ years of age**



* Uptake is based on the proportion who have completed their primary course treatment
 **Excludes individuals resident in Northern Ireland or where county of residence was not reported

Percentage booster 1, 2, 3 and 4 uptake of primary course completed population* by age group**



**Excludes vaccinations administered where age was not reported; Includes individuals resident in Northern Ireland and where county of residence was not reported

Note: Where calculation of estimated uptake exceeds 100% due to unidentified data quality issues, the uptake will be rounded to 99.9%

*Percentage is based on the proportion of those who have completed their primary course treatment

Boosters 1, 2 generally only available to those over 12+ years of age; Boosters 3 and 4 are targeted at specified cohorts aged 12+ years of age (e.g. elderly/65+ years, immunocompromised etc) who have completed their primary course

Spring Booster Dose, 2023 Definitions



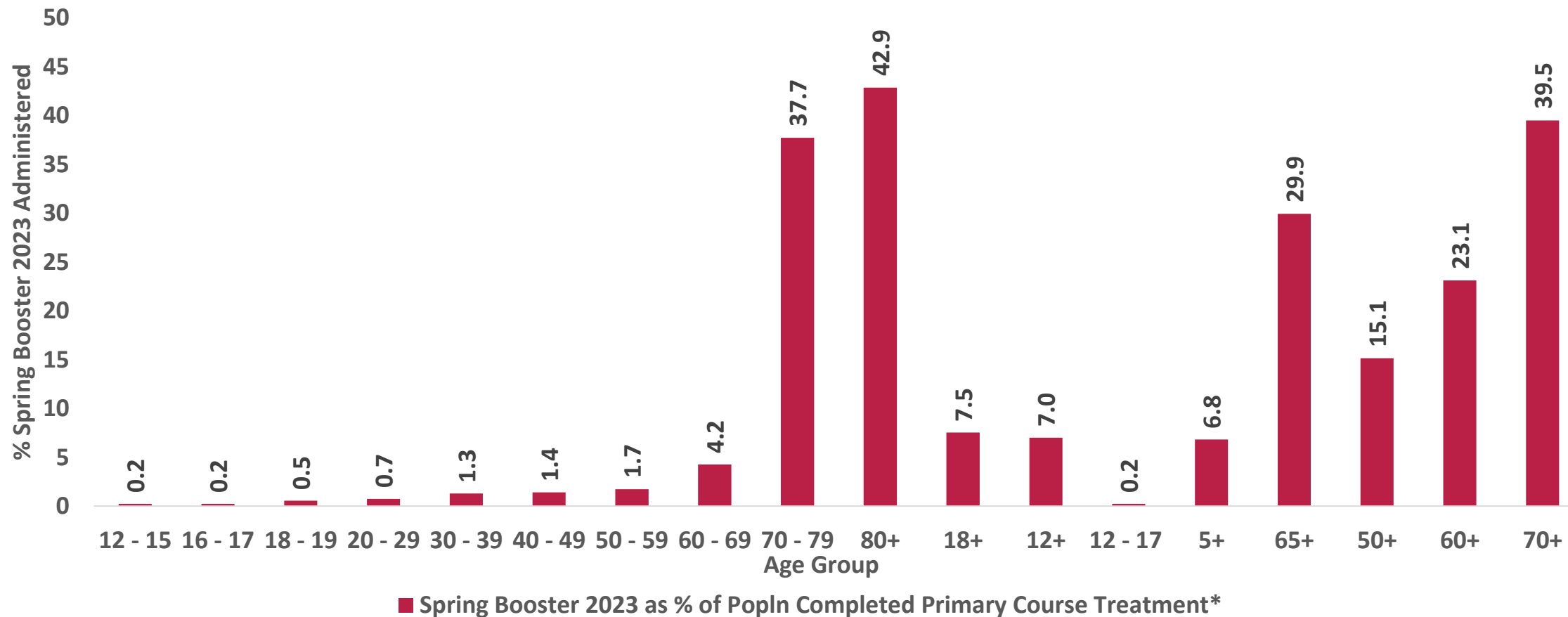
- The **Spring Booster campaign** was announced on **28th April 2023**
- **Spring Booster Campaign 2023**=Anyone amongst the eligible cohorts who got any booster dose between 1st March and 16th June is deemed to have had a Spring booster.
 - Percentage uptake is based on those who have completed their primary course treatment. The groups eligible are as follows:
 - Persons 70+ years
 - Those living in LTRCFs for Older Persons - this can include persons under 70 years where the majority of people resident in that location are over 70 years (this allowed persons under 70 years living in a nursing home to be eligible)
 - Persons 5+ years who are immunocompromised

Spring Booster Campaign, 2023 Results



- 272,641 doses were administered during spring booster campaign
- 218,741 of these were in people aged over 70 years reflecting an uptake of 39.5% of the PCC population (n=218,741/553,851) or 40.6% of the Census 2022 population (n=218,741/538,171)
- Data on those vaccinated in LTCFs during spring booster campaign is not currently available
- For those aged 5-69 years, 53,898 doses were administered during the spring booster campaign

Percentage Spring Booster 2023 uptake of primary course completed population by age group*



*Where calculation of estimated uptake exceeds 100% due to unidentified data quality issues, the uptake will be rounded to 99.9%; Percentage is based on the proportion of those who have completed their primary course treatment

Note: Spring booster eligible groups: Persons 70+ years; those living in LTRCFs for Older Persons, persons 5+ years who are immunocompromised in receipt of any booster dose administered between 1st March to the 16th June

Acknowledgements

Sincere thanks to the following for providing the data for this report:

- National Immunisation Office (NIO)
- Office of the Chief Information Officer (OCIO)
- HSE Integrated Information Services (IIS) and COVAX Implementation team of Salesforce, IBM, PWC, EY
- HSE procurement/acute hospitals/CHOs/vaccinating teams and administrators/IT staff
- HSE Health Intelligence, Strategic Planning & Transformation Unit



@hpscireland



@hpscireland

www.hpsc.ie

