



COVID-19 Vaccination Uptake in Ireland

Weekly Report

Week 03 2023 (week ending Sunday 22nd January 2023)

Key highlights of % uptake to date:

- Primary Course Completed (PCC):
as % of population
65+ years: 99.9%
12+ years: 95.3%
- 1st Booster as % of PCC popln:
5+ years: 87.6%
65+ years: 95.3%
12+ years: 77.0%
- 2nd Booster as % of PCC popln:
65+ years: 76.4%
12+ years: 30.0%
- 3rd Booster as % of PCC popln:
65+ years: 44.0%
12+ years: 9.5%

Data relating to vaccinations are continually being updated as vaccinations take place and data cleaning is undertaken.

Data presented here relate solely to data extracted from HSE COVID-19 Integrated Information Services (IIS) data lake environment at the specified time, includes dose numbers received abroad

Background



Authorised COVID-19 vaccines in Ireland are

- Comirnaty (Pfizer/BioNTech)
 - Spikevax (formerly COVID-19 Vaccine Moderna)
 - Vaxzevria (formerly COVID-19 Vaccine AstraZeneca)
 - COVID-19 Vaccine Janssen
 - Novavax-Nuvaxovid
-
- The primary vaccination programme commenced in
 - December 2020 for adults
 - August 2021 for 12-17 year olds
 - January 2022 for 5-11 year olds

 - Booster doses were administered
 - 1st Booster November 2021 for adults
 - 1st Booster March 2022 for 12-17 year olds
 - 2nd Booster April 2022 for adults
 - 3rd Booster October 2022 for adults

Further information on vaccines recommended by the National Immunisation Advisory Committee (NIAC) is located at NIAC website [covid19.pdf \(hse.ie\)](https://www.hse.ie/covid19/pdf)

Methods for vaccination uptake calculation



- Data were provided by HSE Office of the Chief Information Officer (OCIO) based on data in the IIS data lake environment
- Data presented includes COVAX (COVID-19 vaccination information system) registered vaccinations and GP and pharmacy administered vaccinations
- Overall population uptake is calculated based on CSO population estimates* of 2021 (April 2021/H1)
 - n=4,963,363 total
 - n=4,634,508 for eligible 5+ year olds
 - n=4,152,710 for eligible 12+ year olds
 - n=3,745,527 for adults/18+ year olds
- Due to the estimated nature of the estimated total population sizes from the CSO in 2021 and some data quality issues a tolerance of + /- 2% should be applied to any age group uptake data
- Where county and/or age group calculation of estimated uptake exceeds 100% due to unidentified data quality issues or where the numerator exceeds the population estimate/denominator then the uptake will be rounded to 99.9% (unless otherwise indicated in the report)

Definitions



- **Primary course completed** = The number of people over 5 years of age who have completed their primary course (fully vaccinated = two doses of two dose vaccine plan or one dose of a single Janssen vaccine, including those who are immunocompromised and have received an extra, third (primary) dose, in order to complete this course)
- **1st Booster Dose** = The number of individuals who have completed a primary course and have received a 1st booster dose (includes 5-11 year olds with weakened immune systems (from 15/08/2022))
- **2nd Booster Dose** = The number of individuals who have completed their primary course and have received their 2nd booster dose i.e. those who are
 - aged 65 years or older
 - immunocompromised and are 12 years of age or older
 - aged 60-64 years (from 15/08/2022)
 - pregnant women at 16 weeks or later who have not already received a booster vaccine in their current pregnancy (from 15/08/2022)
 - aged 55-59 years (from 22/08/2022)
 - aged 50-54 years (from 29/08/2022)
 - aged 12-49 years who have an underlying medical condition or are residents of long-term care facilities (from 01/09/2022)
 - healthcare workers (from 01/10/2022)
- **3rd Booster Dose** = The number of individuals who have completed their primary course and have received their third booster dose (from 01/10/2022)

COVID-19 vaccination uptake of eligible population* by age group and vaccination status

Age Group	Primary Course Completed Doses	CSO 2021 April 2021 Estimates	Primary Course Completed % Uptake	Booster1 Doses	Booster 1 % Uptake	Booster2 Doses	Booster 2 % Uptake	Booster3 Doses	Booster 3 % Uptake
65+yrs	819259	746357	99.9	780775	95.3	626196	76.4	360392	44.0
50+yrs	1705092	1630632	99.9	1573002	92.3	1005163	59.0	372412	21.8
18+yrs	3671715	3745527	98.0	2953695	80.4	1184991	32.3	376063	10.2
12-17yrs	285670	407182	70.2	93958	32.9	1635	0.6	31	0.0
12+yrs	3957385	4152710	95.3	3047653	77.0	1186626	30.0	376094	9.5
5+yrs	4058725	4634508	87.6	3047805	75.1	-	-	-	-

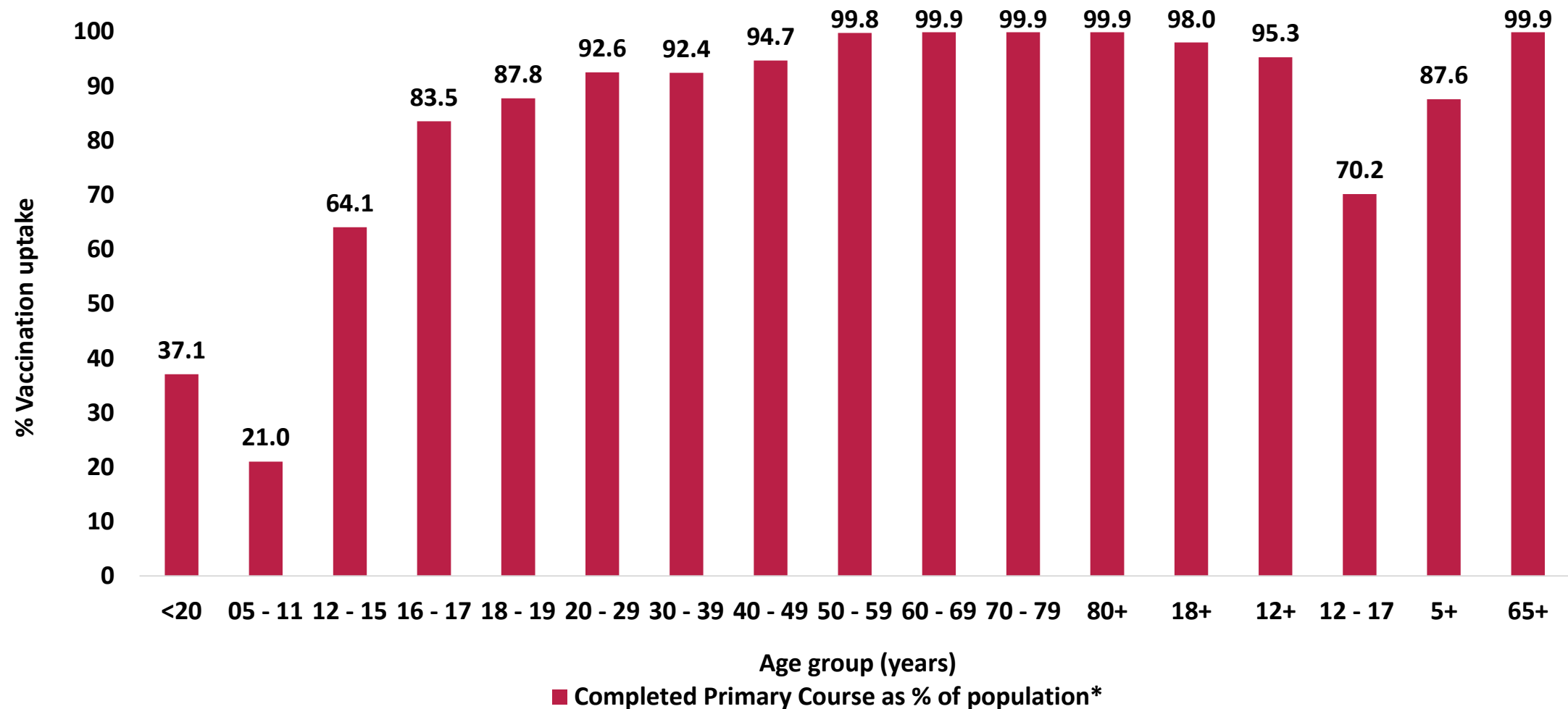
Where calculation of estimated uptake exceeds 100% due to unidentified data quality issues that the uptake will be rounded down to 99.9%

§This is the same as the percentage of those who are fully vaccinated;

*Percentage is based on the proportion of those who have completed their primary course treatment

†Booster 1 doses not currently recommended for all 5-11 years of age unless immunocompromised and age group not currently being offered booster 2 and 3 doses

Percentage primary course completed uptake of eligible population* by age group**



*Based on CSO/HIU 2021 April 2021/H1 estimates.

**Excludes vaccinations administered where age was not reported; Includes individuals resident in Northern Ireland and where county of residence was not reported

Note: Where calculation of estimated uptake exceeds 100% due to unidentified data quality issues, the uptake will be rounded to 99.9%

Percentage COVID-19 vaccination uptake of eligible population* for primary course completed by county of residence** and age group

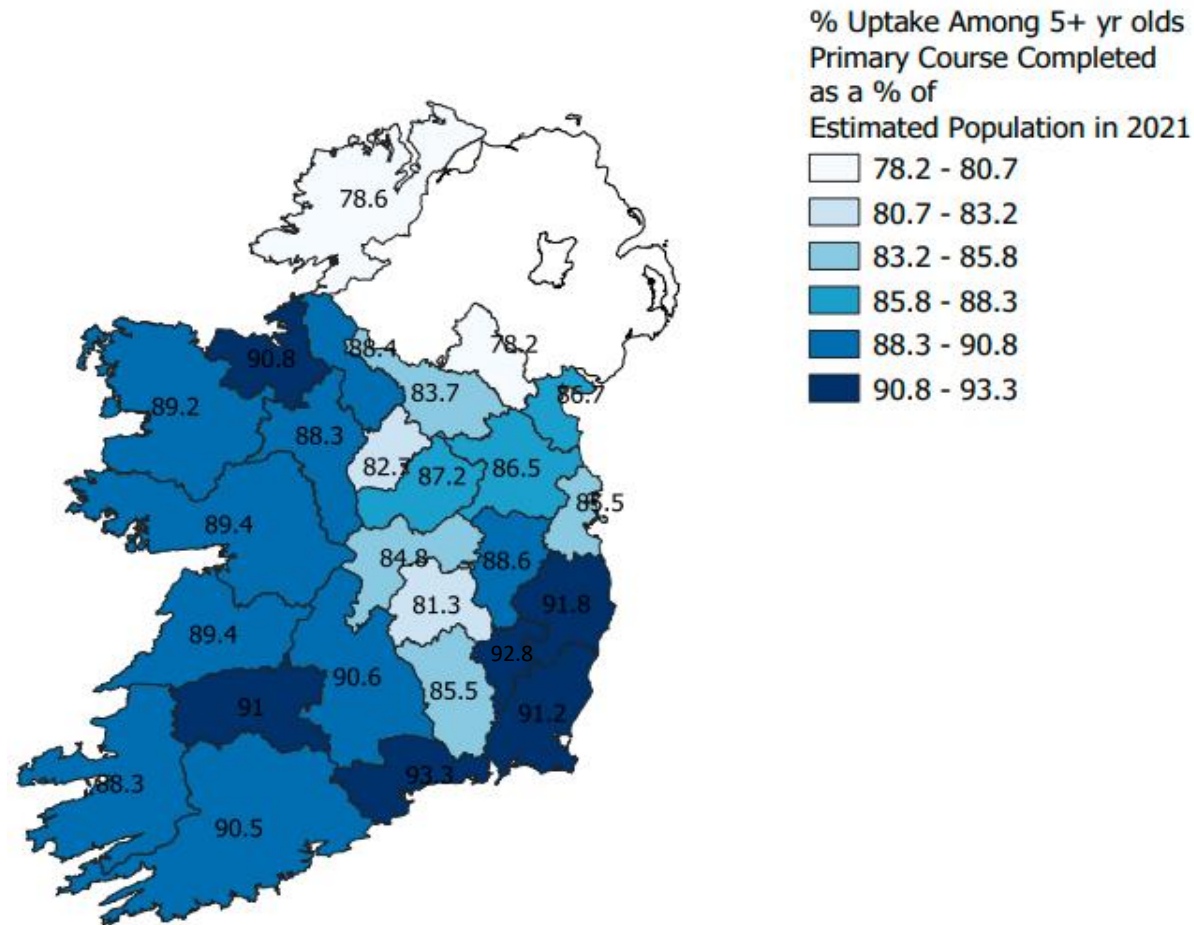
County of residence	5-11	12-15	16 - 17	18 - 19	20-29	30-39	40-49	50-59	60-69	70-79	80+	18+	12+	12-17	5+	65+
Carlow	20.9	70.6	91.6	99.3	99.9	94.7	99.9	99.9	99.9	99.9	99.9	99.9	99.9	77.3	92.8	99.9
Cavan	13.8	56.3	84.4	89.3	93.8	88.7	92.7	95.0	99.9	99.9	99.9	96.1	92.7	64.9	83.7	99.9
Clare	18.5	64.6	89.3	88.1	99.9	99.9	94.7	99.9	99.7	99.9	99.9	99.9	97.5	72.7	89.4	99.9
Cork	24.1	70.3	91.2	92.7	95.2	95.9	97.8	99.9	99.9	99.9	99.9	99.9	98.2	76.8	90.5	99.9
Donegal	8.2	43.5	66.7	76.2	85.3	86.0	85.8	90.9	93.0	99.9	99.9	91.1	86.8	50.9	78.6	99.9
Dublin	24.5	62.2	77.0	82.3	85.2	89.0	91.9	99.6	99.9	99.9	99.9	94.6	92.2	66.8	85.5	99.9
Galway	19.0	66.4	86.6	91.5	99.9	94.2	96.5	99.9	99.9	99.9	99.9	99.9	97.5	72.7	89.4	99.9
Kerry	18.6	67.7	86.8	88.8	95.7	92.0	95.5	98.1	98.4	99.9	99.9	97.7	95.5	73.9	88.3	99.9
Kildare	25.4	68.4	85.7	91.5	93.6	94.8	97.1	99.9	99.9	99.9	99.9	99.9	96.9	73.8	88.6	99.9
Kilkenny	22.6	67.6	84.3	88.1	95.9	89.4	89.5	95.7	98.3	99.9	99.9	95.3	93.0	72.9	85.5	99.9
Laois	19.1	63.3	82.3	90.3	90.9	80.2	90.1	95.5	98.5	99.9	99.9	92.3	89.6	69.1	81.3	99.9
Leitrim	11.4	59.8	86.4	88.9	98.3	96.9	95.3	98.6	98.6	99.9	99.9	99.9	97.4	68.3	88.4	99.9
Limerick	22.5	67.1	85.7	90.7	98.4	99.0	97.0	99.9	99.9	99.9	99.9	99.9	98.7	72.9	91.0	99.9
Longford	11.2	51.1	75.8	84.1	89.5	86.6	91.6	97.8	97.4	99.9	99.9	95.8	91.7	58.8	82.7	99.9
Louth	17.3	61.0	86.2	88.1	94.1	90.3	93.0	99.9	99.9	99.9	99.9	98.6	95.4	68.9	86.7	99.9
Mayo	13.2	58.7	83.0	90.4	99.9	99.5	98.1	97.6	99.7	99.9	99.9	99.9	97.5	66.6	89.2	99.9
Meath	21.6	67.0	86.2	87.3	97.1	94.1	94.6	99.9	99.9	99.9	99.9	98.6	95.5	72.9	86.5	99.9
Monaghan	8.9	49.5	78.0	78.7	89.9	80.4	85.1	89.5	94.3	99.9	99.9	90.5	87.1	58.2	78.2	99.9
Offaly	17.9	63.5	81.4	88.8	87.8	89.0	95.5	97.3	99.3	99.9	99.9	95.8	93.0	69.2	84.8	99.9
Roscommon	16.3	62.6	88.7	88.2	99.9	94.4	96.5	95.5	99.9	99.9	99.9	99.5	96.6	71.0	88.3	99.9
Sligo	18.2	67.1	88.3	93.8	90.4	99.9	99.9	99.6	99.9	99.9	99.9	99.9	98.8	73.7	90.8	99.9
Tipperary	18.5	65.0	86.9	90.2	99.1	96.4	97.2	99.9	99.9	99.9	99.9	99.9	98.9	72.0	90.6	99.9
Waterford	20.3	65.2	87.2	92.3	99.9	99.9	99.9	99.9	99.9	99.9	99.9	99.9	99.9	72.2	93.3	99.9
Westmeath	17.6	59.3	82.0	86.0	92.3	91.6	95.8	99.9	99.9	99.9	99.9	99.1	95.7	66.4	87.2	99.9
Wexford	20.5	66.2	87.5	92.7	98.5	96.6	97.4	99.9	99.9	99.9	99.9	99.9	99.4	73.0	91.2	99.9
Wicklow	25.9	72.6	89.6	90.9	94.7	97.5	99.9	99.9	99.9	99.9	99.9	99.9	99.8	77.8	91.8	99.9
Total*	20.5	64.1	83.5	87.8	92.6	92.4	94.7	99.8	99.9	99.9	99.9	98.0	95.3	70.2	87.6	99.9

*Based on CSO/HIU 2021 April 2021/H1 estimates.

**Excludes vaccinations administered where age was not reported; Includes individuals resident in Northern Ireland and where county of residence was not reported

Note: Where calculation of estimated uptake exceeds 100% due to unidentified data quality issues, the uptake will be rounded to 99.9%

Percentage COVID-19 vaccination uptake of eligible population* for primary course completed by county of residence among those 5+ years of age **



*Based on CSO/HIU 2021 April 2021/H1 estimates

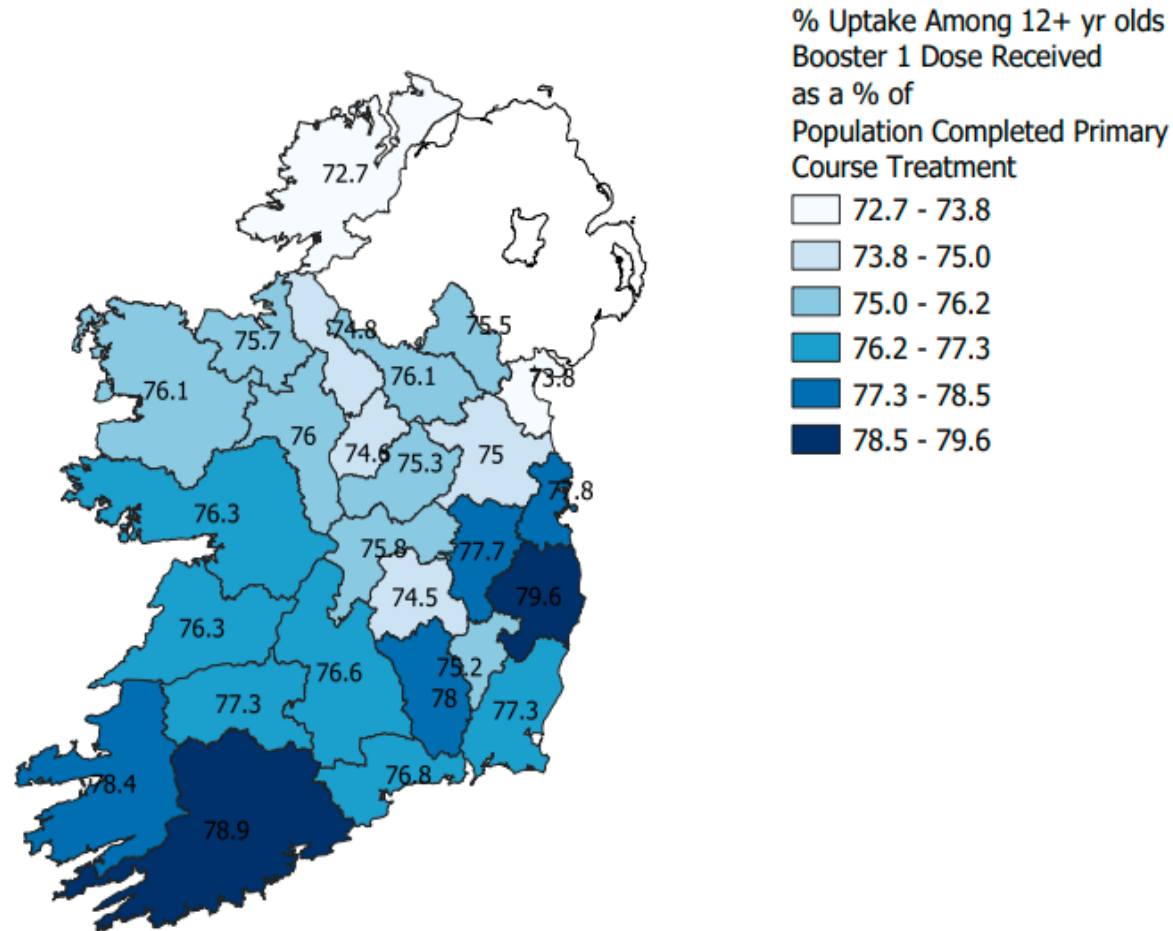
**Excludes individuals resident in Northern Ireland or where county of residence was not reported

Percentage COVID-19 1st booster vaccination uptake of eligible population* by county of residence** and age group

County of residence	5-11§	12-15	16 - 17	18 - 19	20-29	30-39	40-49	50-59	60-69	70-79	80+	18+	12+	12-17	5+	65+
Carlow	0.1	19.9	45.5	58.5	59.2	66.4	76.7	87.5	93.6	96.9	94.5	79.0	75.2	29.6	73.4	95.7
Cavan	0.8	21.6	45.3	60.2	59.5	66.2	78.2	87.6	93.2	96.4	93.0	79.8	76.1	31.0	74.6	95.0
Clare	0.1	19.7	42.8	59.5	61.2	66.7	77.6	87.0	93.3	96.2	92.9	80.3	76.3	29.0	74.7	95.1
Cork	0.3	26.4	51.3	67.5	66.7	72.2	81.1	89.3	94.0	96.4	93.6	82.5	78.9	35.5	76.8	95.3
Donegal	0.5	16.4	34.9	47.1	51.7	60.0	72.5	83.3	90.8	94.3	92.2	75.9	72.7	24.1	71.9	93.3
Dublin	0.1	29.3	52.6	61.6	64.3	71.1	79.4	88.3	94.1	96.5	93.9	80.4	77.8	37.6	75.6	95.5
Galway	0.1	19.7	45.8	61.4	60.8	69.2	79.1	87.2	92.9	96.5	93.5	79.9	76.3	29.4	74.6	95.0
Kerry	0.0	25.0	48.1	59.9	60.8	69.4	79.1	87.7	94.0	96.7	93.2	81.8	78.4	33.8	76.8	95.4
Kildare	0.1	27.5	51.6	64.5	63.4	70.9	80.9	90.8	95.5	97.4	93.8	81.6	77.7	36.2	75.1	96.4
Kilkenny	0.3	20.9	47.6	62.6	63.9	69.5	79.8	89.3	94.7	97.5	95.0	82.1	78.0	30.7	75.8	96.2
Laois	0.3	20.3	44.4	58.2	59.7	66.3	77.6	87.3	94.2	96.6	93.2	78.9	74.5	29.1	72.4	95.5
Leitrim	0.3	16.6	33.5	51.8	55.7	60.1	74.6	86.7	93.9	95.4	91.4	78.8	74.8	23.5	73.8	94.5
Limerick	0.1	23.4	48.0	64.5	63.7	69.0	78.9	87.8	93.8	96.2	93.3	80.7	77.3	32.5	75.4	95.1
Longford	0.0	14.9	34.0	46.7	54.9	65.3	76.0	85.6	94.7	96.3	94.6	78.5	74.6	22.6	73.4	95.9
Louth	0.2	22.3	44.4	53.5	55.8	64.2	75.1	85.7	92.9	96.3	94.7	77.4	73.8	31.0	72.1	95.6
Mayo	0.2	16.0	38.9	54.3	58.5	65.1	76.7	86.3	92.5	95.8	92.6	79.7	76.1	25.3	75.0	94.5
Meath	0.1	24.1	46.7	58.7	59.3	66.6	77.8	88.9	94.8	97.3	93.8	79.3	75.0	32.3	72.7	96.1
Monaghan	0.0	15.9	41.1	52.7	57.0	63.2	77.8	88.2	94.3	96.0	94.0	79.2	75.5	26.3	74.5	95.4
Offaly	0.5	19.5	45.4	61.3	60.4	64.8	78.4	88.4	93.6	96.4	92.2	79.8	75.8	29.2	74.0	95.0
Roscommon	0.2	15.8	39.0	53.4	58.7	65.8	77.4	86.5	93.4	96.5	93.7	80.1	76.0	25.1	74.6	95.3
Sligo	0.5	17.1	41.9	55.3	58.5	67.1	77.4	86.1	90.2	95.9	93.3	79.5	75.7	26.3	74.2	93.9
Tipperary	0.2	20.9	44.3	58.7	60.6	66.4	77.4	86.9	93.7	96.4	93.4	80.3	76.6	30.0	75.0	95.2
Waterford	0.3	22.5	45.9	59.7	61.0	68.7	78.1	87.6	93.3	96.6	93.4	80.3	76.8	31.5	75.2	95.0
Westmeath	0.0	18.1	40.0	55.3	57.6	65.7	77.8	87.6	94.4	96.7	93.6	79.0	75.3	26.6	73.6	95.5
Wexford	0.3	20.2	47.0	60.8	61.1	67.1	79.2	87.9	94.8	96.8	94.1	81.1	77.3	30.4	75.5	95.8
Wicklow	0.1	28.2	54.1	66.9	64.9	72.0	81.6	90.7	96.0	97.1	94.4	83.5	79.6	37.4	77.2	96.4
Northern Ireland †	0.0	0.0	50.0	83.3	53.6	68.7	80.5	80.3	83.6	99.9	99.9	73.7	73.3	37.5	73.1	99.9
NULL †	-	0.0	0.0	20.0	30.4	34.2	53.3	50.3	73.9	65.6	54.7	52.8	52.4	0.0	52.4	61.9
Total incl NI, Null County †	0.1	24.1	47.7	60.6	62.2	69.1	78.8	88.0	93.8	96.5	93.5	80.4	77.0	32.9	75.1	95.3

* Uptake is based on the proportion who have completed their primary course treatment **Includes individuals resident in Northern Ireland and where county of residence was not reported
 Where calculation of estimated uptake exceeds 100% due to unidentified data quality issues or where the numerator exceeds the population estimate/denominator, the uptake has been rounded to 99.9%

Percentage COVID-19 vaccination uptake of eligible population* for 1st booster by county of residence among those 12+ years of age**



* Uptake is based on the proportion who have completed their primary course treatment
 **Excludes individuals resident in Northern Ireland or where county of residence was not reported

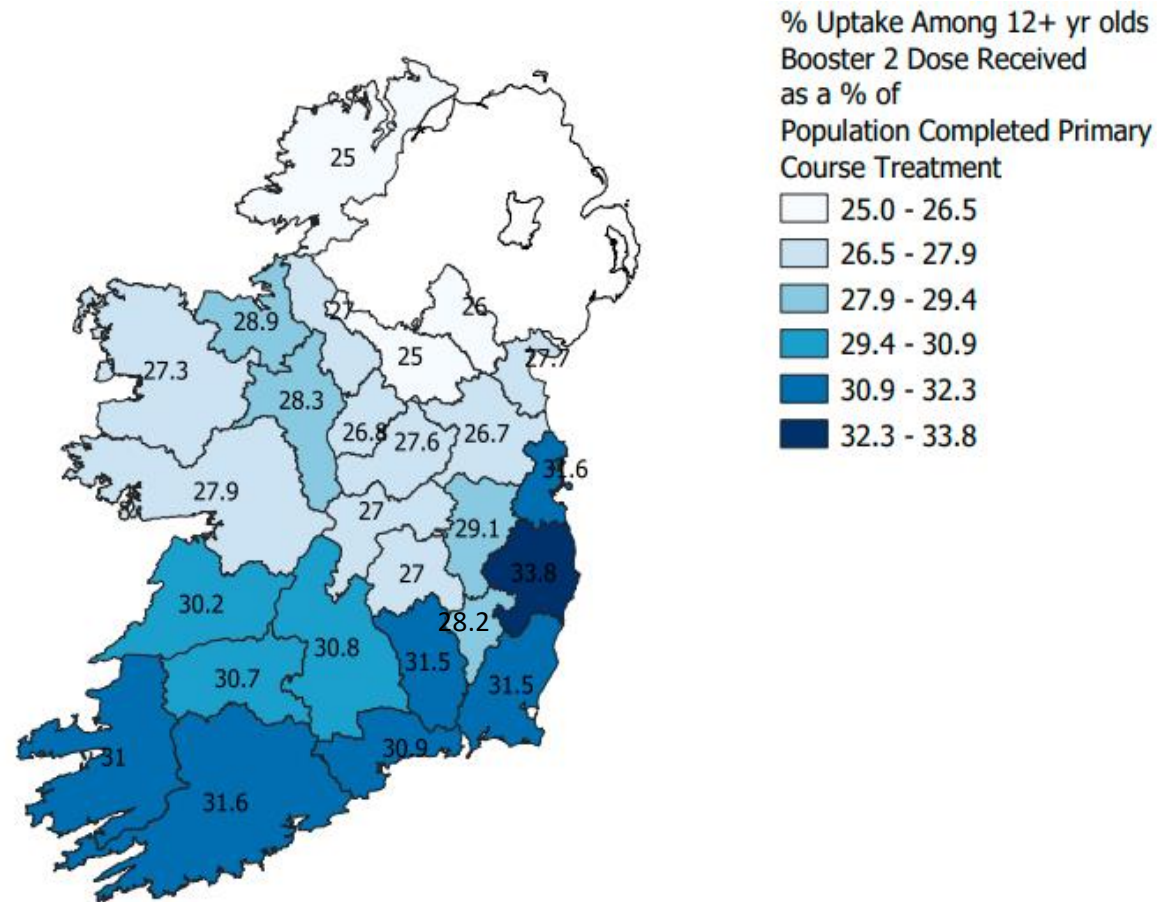
Percentage COVID-19 2nd booster vaccination uptake of eligible population* by county of residence** and age group



County of residence	12-15	16 - 17	18 - 19	20-29	30-39	40-49	50-59	60-69	70-79	80+	18+	12+	12-17	65+
Carlow	0.4	0.9	3.7	4.3	6.6	11.9	35.0	60.2	78.7	76.7	30.6	28.2	0.6	75.5
Cavan	0.2	0.9	1.3	2.7	4.4	7.4	26.1	52.2	75.0	73.2	27.0	25.0	0.5	71.0
Clare	0.3	0.8	3.8	4.0	7.4	11.4	35.8	60.4	78.7	74.7	32.8	30.2	0.5	75.5
Cork	0.5	1.4	4.5	5.6	10.2	15.4	41.1	64.7	81.2	77.4	34.1	31.6	0.8	78.1
Donegal	0.2	0.6	1.8	2.6	4.3	7.2	23.9	47.4	67.2	67.7	26.7	25.0	0.4	64.5
Dublin	0.3	1.0	4.5	5.9	11.1	16.4	44.7	68.2	83.9	79.3	33.6	31.6	0.6	80.6
Galway	0.3	0.9	3.1	4.2	8.5	11.8	34.2	57.4	78.2	75.5	30.1	27.9	0.5	74.4
Kerry	0.3	1.0	2.9	3.7	7.8	11.0	33.0	58.8	77.9	74.3	33.3	31.0	0.6	74.5
Kildare	0.4	0.9	4.5	5.1	10.1	14.0	41.6	66.4	83.1	77.6	31.8	29.1	0.5	79.9
Kilkenny	0.4	0.9	3.5	4.4	8.4	13.0	40.3	62.2	83.1	78.0	34.1	31.5	0.6	78.7
Laois	0.2	0.5	2.2	4.1	7.9	11.7	35.1	59.4	79.8	76.9	29.6	27.0	0.3	75.7
Leitrim	0.2	0.5	3.1	2.8	4.7	7.7	28.3	49.3	69.9	64.5	29.1	27.0	0.3	65.6
Limerick	0.4	1.3	4.1	4.5	8.7	13.5	37.9	63.3	80.7	76.5	33.0	30.7	0.7	77.4
Longford	0.3	0.2	2.0	2.9	5.9	8.7	26.9	51.5	76.1	74.6	28.8	26.8	0.3	71.8
Louth	0.2	0.8	2.5	3.6	7.1	11.2	33.5	59.4	77.5	75.3	30.0	27.7	0.5	74.6
Mayo	0.3	0.8	2.0	3.3	5.9	8.6	26.2	49.2	71.4	70.9	29.2	27.3	0.5	67.8
Meath	0.3	1.0	3.2	4.1	8.1	11.0	36.2	61.7	79.5	76.1	29.3	26.7	0.6	76.1
Monaghan	0.2	0.6	1.8	2.8	3.9	8.0	28.9	51.6	72.8	71.7	28.0	26.0	0.4	69.3
Offaly	0.2	0.3	2.7	3.4	6.1	10.6	31.2	57.3	76.6	72.4	29.3	27.0	0.2	73.0
Roscommon	0.4	0.8	2.4	3.0	6.1	9.4	28.8	52.4	76.4	73.1	30.5	28.3	0.6	71.9
Sligo	0.4	0.9	3.4	3.8	7.3	11.6	31.0	52.4	75.2	72.4	31.1	28.9	0.6	70.5
Tipperary	0.4	1.0	3.5	4.0	7.0	11.4	34.3	59.8	80.1	77.4	33.1	30.8	0.6	76.4
Waterford	0.5	1.1	3.3	4.5	8.7	13.7	38.2	61.6	79.7	76.7	33.3	30.9	0.7	76.0
Westmeath	0.2	0.8	2.3	4.0	6.6	10.9	33.0	56.9	78.3	73.7	29.7	27.6	0.4	73.7
Wexford	0.4	1.0	3.3	3.9	7.1	11.2	38.6	64.8	80.6	76.6	34.1	31.5	0.6	77.7
Wicklow	0.3	1.2	5.6	6.4	11.9	15.7	45.0	67.5	84.0	79.0	36.8	33.8	0.6	80.6
Northern Ireland †	0.0	0.0	16.7	3.9	8.9	14.0	28.7	43.6	84.0	83.3	21.0	20.8	0.0	82.9
NULL †	0.0	0.0	10.0	6.4	10.4	30.2	45.7	68.8	50.2	63.6	43.9	43.7	0.0	60.8
Total incl NI, Null County †	0.3	1.0	3.7	4.8	9.1	13.4	38.1	61.9	79.8	76.3	32.3	30.0	0.6	76.4

* Uptake is based on the proportion who have completed their primary course treatment **Includes individuals resident in Northern Ireland and where county of residence was not reported
Where calculation of estimated uptake exceeds 100% due to unidentified data quality issues or where the numerator exceeds the population estimate/denominator, the uptake has been rounded to 99.9%

Percentage COVID-19 vaccination uptake of eligible population* for 2nd booster by county of residence among those 12+ years of age**



* Uptake is based on the proportion who have completed their primary course treatment
 **Excludes individuals resident in Northern Ireland or where county of residence was not reported

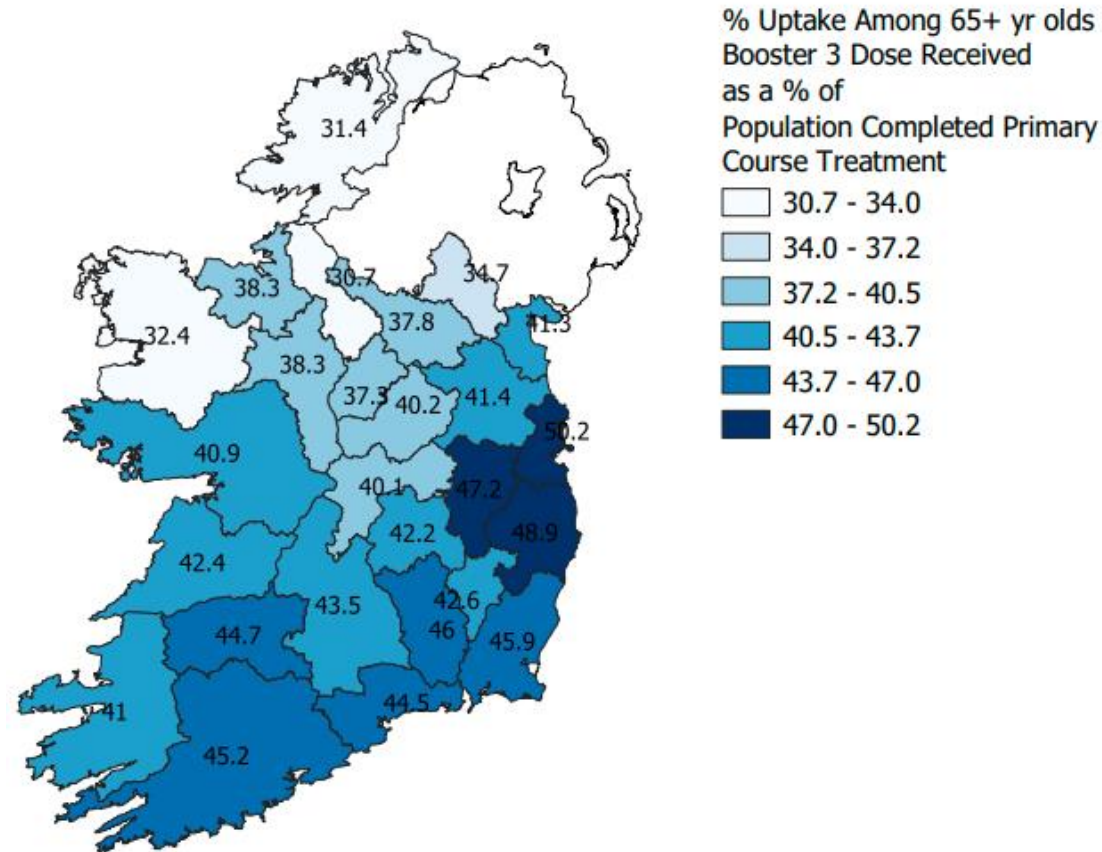
Percentage COVID-19 3rd booster vaccination uptake of eligible population* by county of residence** and age group



County of residence	12-15	16 - 17	18 - 19	20-29	30-39	40-49	50-59	60-69	70-79	80+	18+	12+	12-17	65+
Carlow	0.0	0.0	0.0	0.1	0.2	0.2	0.8	16.5	46.3	47.3	9.8	9.0	0.0	42.6
Cavan	0.0	0.0	0.0	0.0	0.1	0.2	0.5	13.9	41.6	43.3	9.2	8.5	0.0	37.8
Clare	0.0	0.0	0.0	0.1	0.2	0.3	0.8	17.5	46.8	43.3	10.8	10.0	0.0	42.4
Cork	0.0	0.1	0.1	0.1	0.2	0.6	1.2	19.1	49.4	46.8	10.7	9.9	0.0	45.2
Donegal	0.0	0.0	0.0	0.0	0.0	0.2	0.4	12.2	33.9	34.7	8.6	8.1	0.0	31.4
Dublin	0.0	0.0	0.0	0.1	0.1	0.3	0.8	20.6	54.9	51.4	10.5	9.8	0.0	50.2
Galway	0.0	0.0	0.0	0.1	0.2	0.3	0.8	16.5	45.4	43.6	9.6	8.9	0.0	40.9
Kerry	0.0	0.0	0.0	0.1	0.2	0.4	0.8	17.0	44.9	43.6	11.4	10.6	0.0	41.0
Kildare	0.0	0.0	0.0	0.0	0.2	0.3	0.6	19.6	52.5	46.7	9.1	8.3	0.0	47.2
Kilkenny	0.0	0.0	0.0	0.0	0.2	0.3	0.8	18.4	51.5	47.5	11.3	10.4	0.0	46.0
Laois	0.0	0.0	0.0	0.1	0.1	0.3	0.6	16.1	46.9	46.2	8.9	8.1	0.0	42.2
Leitrim	0.0	0.0	0.0	0.0	0.2	0.3	0.6	12.4	34.5	31.5	9.0	8.4	0.0	30.7
Limerick	0.0	0.0	0.0	0.1	0.2	0.5	1.1	19.7	48.5	46.1	11.1	10.3	0.0	44.7
Longford	0.0	0.0	0.0	0.0	0.2	0.3	1.0	13.9	41.2	42.9	9.9	9.2	0.0	37.3
Louth	0.0	0.0	0.0	0.0	0.1	0.2	0.4	16.7	45.0	43.7	9.4	8.7	0.0	41.3
Mayo	0.0	0.0	0.0	0.1	0.1	0.3	0.9	12.4	35.5	37.0	9.3	8.7	0.0	32.4
Meath	0.0	0.0	0.0	0.0	0.1	0.2	0.5	16.3	45.4	43.8	8.2	7.4	0.0	41.4
Monaghan	0.0	0.0	0.0	0.0	0.1	0.3	0.4	13.5	37.6	38.2	8.9	8.3	0.0	34.7
Offaly	0.0	0.0	0.0	0.0	0.1	0.3	1.1	16.0	45.1	41.6	9.7	8.9	0.0	40.1
Roscommon	0.0	0.0	0.1	0.0	0.1	0.3	0.8	14.9	42.9	42.7	10.7	9.9	0.0	38.3
Sligo	0.0	0.0	0.0	0.1	0.2	0.2	0.7	14.5	42.7	41.6	10.4	9.6	0.0	38.3
Tipperary	0.0	0.0	0.1	0.1	0.2	0.4	1.0	17.4	47.9	47.5	11.6	10.8	0.0	43.5
Waterford	0.0	0.0	0.1	0.1	0.2	0.4	0.9	18.3	49.0	46.6	11.0	10.2	0.0	44.5
Westmeath	0.0	0.0	0.1	0.0	0.1	0.4	0.8	15.3	45.8	41.4	9.4	8.7	0.0	40.2
Wexford	0.0	0.0	0.1	0.0	0.1	0.2	0.7	18.5	50.5	47.2	11.6	10.7	0.0	45.9
Wicklow	0.0	0.0	0.0	0.1	0.1	0.3	0.7	20.3	53.6	48.8	11.4	10.4	0.0	48.9
Northern Ireland †	0.0	0.0	0.0	0.0	0.6	0.6	0.8	3.6	36.0	61.1	4.4	4.3	0.0	40.8
NULL †	0.0	0.0	0.0	0.0	0.0	0.0	0.5	13.0	21.2	19.8	10.4	10.4	0.0	21.1
Total incl NI, Null County†	0.0	0.0	0.0	0.1	0.2	0.3	0.8	18.0	48.3	46.0	10.2	9.5	0.0	44.0

* Uptake is based on the proportion who have completed their primary course treatment **Includes individuals resident in Northern Ireland and where county of residence was not reported
Where calculation of estimated uptake exceeds 100% due to unidentified data quality issues or where the numerator exceeds the population estimate/denominator, the uptake has been rounded to 99.9%

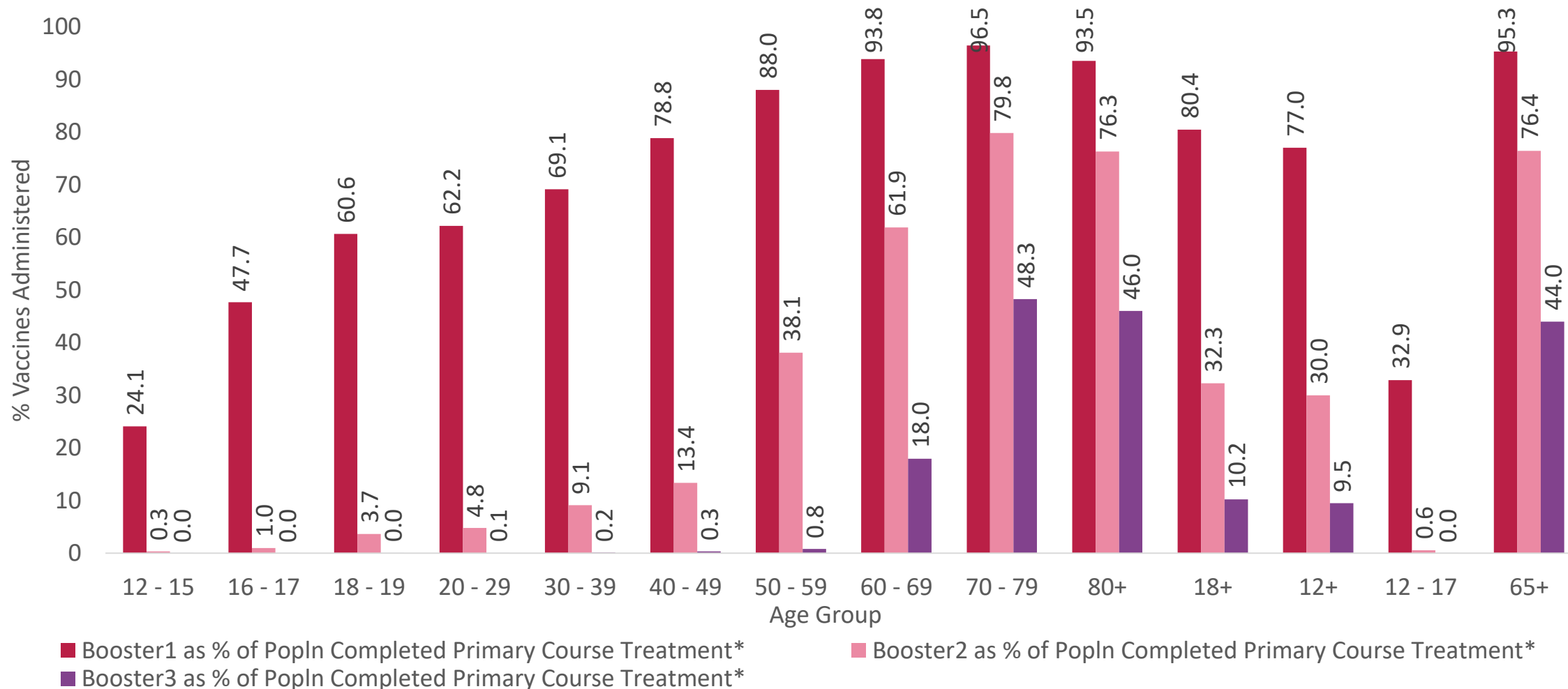
Percentage COVID-19 vaccination uptake of eligible population* for 3rd booster by county of residence among those 65+ years of age**



* Uptake is based on the proportion who have completed their primary course treatment

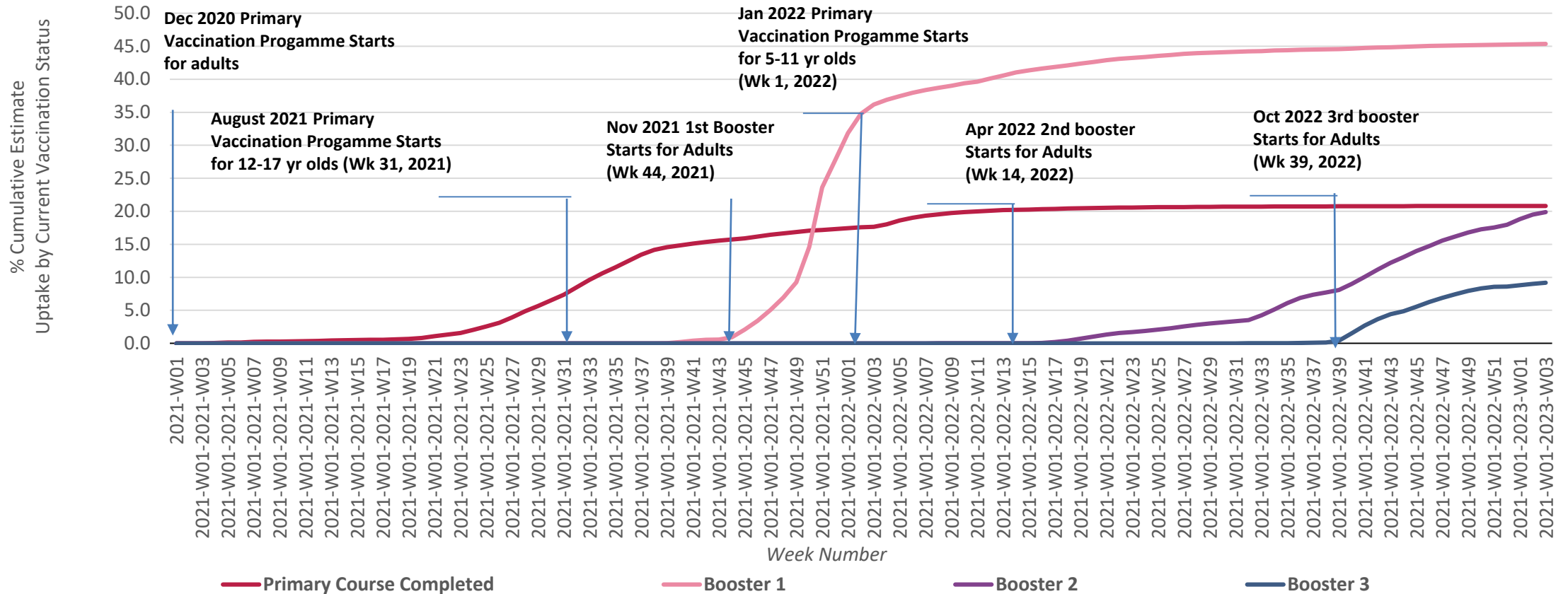
**Excludes individuals resident in Northern Ireland or where county of residence was not reported

Percentage booster 1, 2 and 3 uptake of primary course completed population* by age group**



**Excludes vaccinations administered where age was not reported; Includes individuals resident in Northern Ireland and where county of residence was not reported
Note: Where calculation of estimated uptake exceeds 100% due to unidentified data quality issues, the uptake will be rounded to 99.9%

Cumulative weekly uptake of most recent vaccination dose by booster vaccination status among registered and vaccinated individuals who have completed their primary course treatment



Primary course completed (see vaccination status definition)
 Percentages based on where last date vaccination date is known
 Percentage PCC uptake based on CSO/HIU 2021 April 2021/H1 estimates
 Percentage booster doses 1, 2, 3 uptake based on those population who have completed their primary course treatment only

Acknowledgements

Sincere thanks to the following for providing the data for this report:

- National Immunisation Office (NIO)
- Office of the Chief Information Officer (OCIO)
- HSE Integrated Information Services (IIS) and COVAX Implementation team of Salesforce, IBM, PWC, EY
- HSE procurement/acute hospitals/CHOs/vaccinating teams and administrators/IT staff
- HSE Health Intelligence, Strategic Planning & Transformation Unit



@hpscireland



@hpscireland

www.hpsc.ie

