



Weekly report on the epidemiology of COVID-19 in Ireland

Week 16, 2022

- The epidemiological weeks in this report, run from Sunday to Saturday. Please refer to the [HPSC website](#) for a complete list of epidemiological weeks with start and end dates for 2020-2022.
- Reference dates:
 - Week 10, 2020 (01/03/2020 to 07/03/2020) – the beginning of the pandemic in Ireland, also the start of the first wave
 - Week 32, 2020 (02/08/2020 to 08/08/2020) – the beginning of the 2nd wave
 - Week 48, 2020 (22/11/2020 to 28/11/2020) – the beginning of the 3rd wave
 - Week 26, 2021 (26/06/2021 to 03/07/2021) – the beginning of the 4th wave
 - Week 51, 2021 (19/12/2021 to 25/12/2021) – the beginning of the 5th wave
 - Week 16, 2022 (17/04/2022 to 23/04/2022) – most recent epidemiological week
- Data for this report are based on case notified on the Computerised Infectious Disease Reporting (CIDR) and HSE Positive Antigen Portal up to midnight 23/04/2022. Data were extracted from CIDR system on 25/04/2022. Data are provisional and subject to ongoing review, validation and update. As a result, figures in this report may differ from previously published figures.
- A confirmed case of COVID-19 is any person for whom SARS-CoV-2 is detected by PCR. At present, antigen testing undertaken outside the governance of the public laboratory service is not recognised for the purpose of notification of COVID-19. For surveillance purposes, a self-administered positive antigen test registered on the HSE Antigen Portal is not considered to be a confirmed COVID-19 case as it is not subject to data validation and linkage to previous or subsequent PCR results is not feasible.
- In this report, confirmed cases notified on CIDR and cases who have registered a positive antigen test result on the HSE Antigen Portal are presented separately.
- Data from both sources (CIDR and the HSE Antigen Portal) should be interpreted in the context of the current testing policy. Testing policies can affect the number and age distribution of confirmed cases notified on CIDR. Information on the current testing policy in Ireland can be found [here](#)
- Data for late December 2021, and January 2022, do not accurately reflect trends. Due to a surge in case numbers the turnaround time for processing notifications increased. Notifications between 19/12/2021 and 15/01/2022 (week 51, 2021 to week 2, 2022) are reduced, while notifications between 16/01/2022 and 29/01/2022 (weeks 3 and 4, 2022) are inflated compared to cases diagnosed during these weeks.

Key points

Notified confirmed cases

- In week 16 (between April 17 and April 23 2022) there were 8,699 new confirmed COVID-19 cases reported on CIDR. This is a decrease of 26.3% compared to week 15 when there were 11,796 confirmed COVID-19 cases notified.
- The highest number of new confirmed COVID-19 cases in week 16 was in the age group of 35-44 years with 21% of notified cases in week 16.

Laboratory data of SARS-CoV-2 PCR tests

- In week 16, a total of 44,650 SARS-CoV-2 tests were performed, of which 8,676 (19.4%) were positive.

Self-reported antigen positive cases

- In week 16, a total of 10,788 positive antigen test results were registered on the HSE Positive Antigen Portal. This is a decrease of 28.96% reported results compared to week 15 when 15,185 cases were registered.

Deaths

- Since the start of the pandemic 7,016 COVID-19 deaths among notified COVID-19 cases have been reported on CIDR. Of these, 18 had a date of death in week 16.

Table 1: Summary characteristics of COVID-19 cases notified in Ireland during week 16, 2022

	Number	Percentage
Total number of confirmed cases	8,699	
Incidence rate of confirmed cases per 100,000 population	182.7	
Severe cases		
Number of cases hospitalised	440*	5.06
Number of cases admitted to ICU	2*	0.02
Number of deaths among confirmed cases	2*	0.02
Case fatality ratio CFR (%)	0.02	
Incidence rate of deaths among confirmed cases per 100,000 population	0.04	

* The number of cases hospitalised, cases admitted to ICU and deaths described in the above table relate only to COVID-19 cases who were notified during this reporting period, and where the outcome is known at the time of reporting. It does not reflect all hospitalisations, ICU admissions and deaths related to COVID-19 which occurred during the period covered by the report. It also does not reflect the final number of cases hospitalised, admitted to ICU or deaths for these cases notified during this period as the outcome may not yet have occurred, or is yet to be notified

Confirmed cases of COVID-19

Since the start of the pandemic, 1,511,754 confirmed COVID-19 cases have been notified on CIDR. In the past week, week 16 2022, 8,699 COVID-19 cases were reported on CIDR. This is a decrease of 26.3% compared to week 15 when 11,796 confirmed COVID-19 cases were notified. Figure 1 shows the epidemiological curve of COVID-19 cases notified in Ireland from week 1 2021 to week 16 2022.

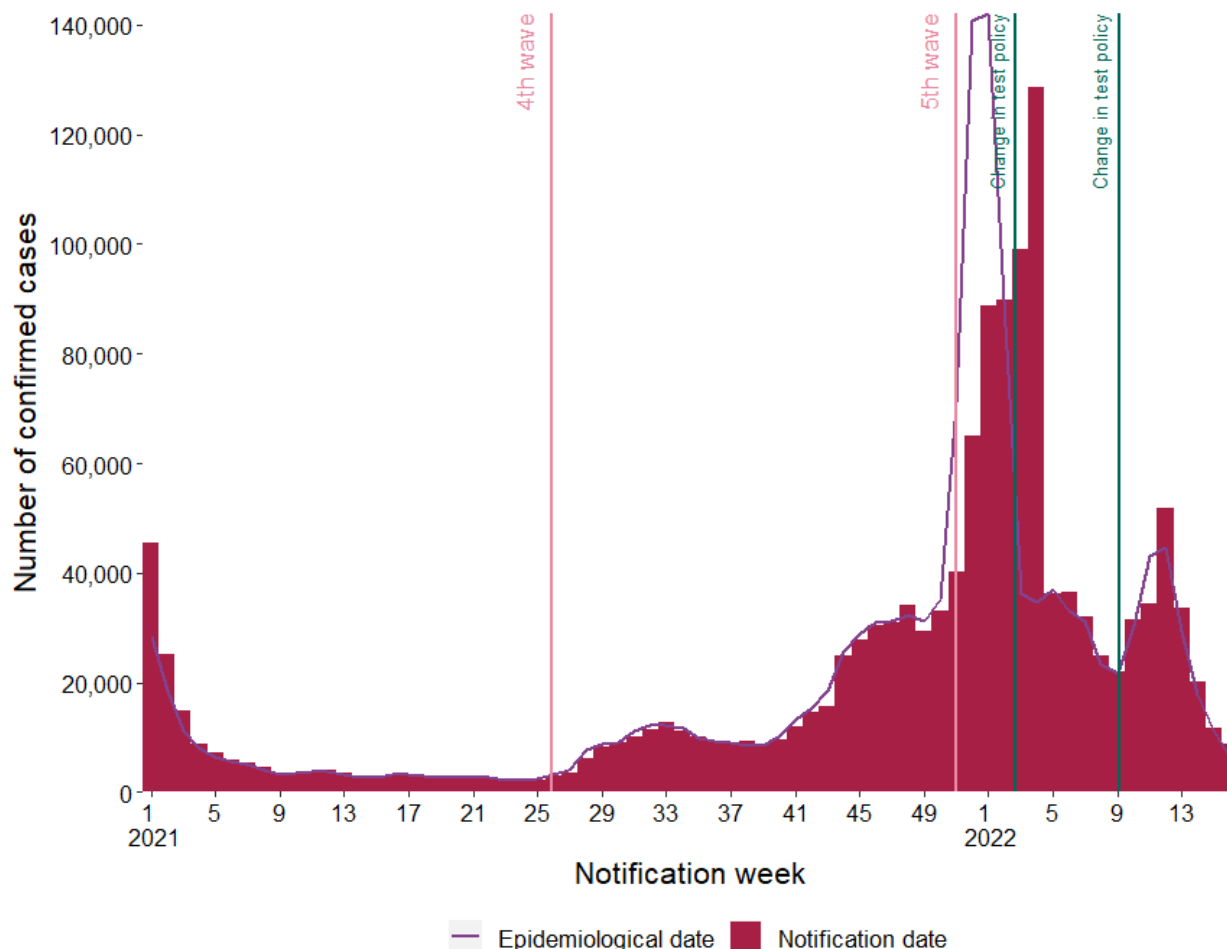


Figure 1: Number of confirmed COVID-19 cases by notification week and epidemiological date in Ireland between week 1, 2021 and week 16, 2022. The red bars represent the number of confirmed cases by notification date. The purple line represents the number of cases by epidemiological date. The pink horizontal lines indicate when a new wave starts. The dark blue horizontal lines indicate a change in test policy^{1, 2}

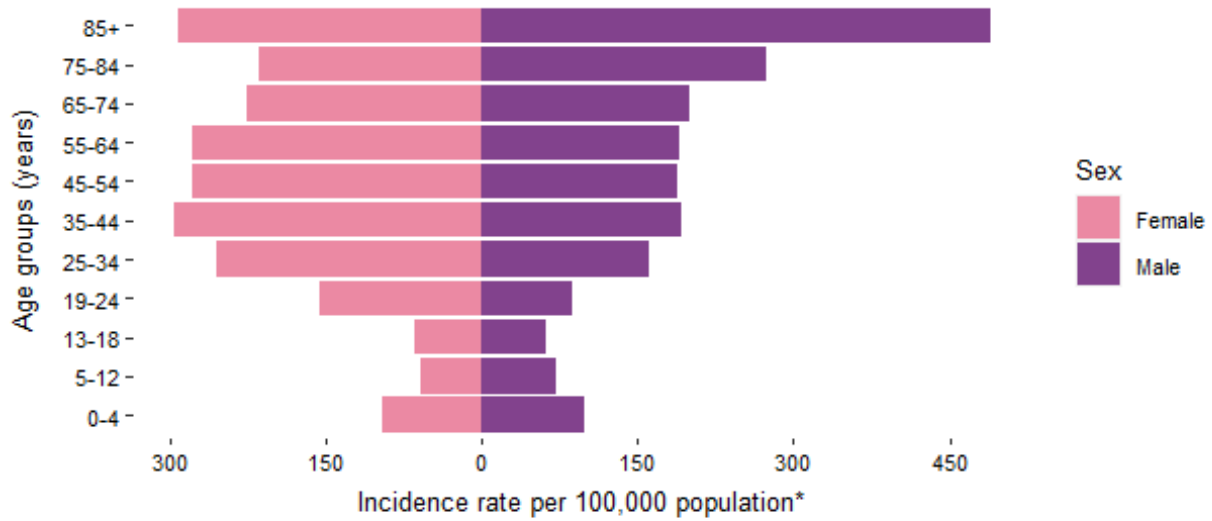
¹ Since 14/01/2022 (week 2), a confirmatory PCR test after a positive antigen test was no longer needed for those in the community aged between 4 and 39 years of age outside of a risk group.

² Since 28/02/2022 (week 9), PCR testing is only needed for symptomatic people in the community within certain risk groups: those who have not had booster vaccination and are aged 55 years and older; those with a high-risk medical conditions; those who are immunocompromised; those who live in the same household as a person who is immunocompromised; those who provide care or support for person they know to be immunocompromised; those who are pregnant; Healthcare Workers.

Confirmed COVID-19 cases by age and sex

Table 2: Summary characteristics by age and sex of COVID-19 cases notified in Ireland during week 16, 2022

	Number	Percentage
Gender		
Males	3,655	42.0
Females	5,043	58.0
M:F ratio	0.72	
Age (years)		
Mean age	45	
Median age	43	
Age range	0 - 102	
Age groups (years)		
0-4	323	3.7
5-12	359	4.1
13-18	236	2.7
19-24	400	4.6
25-34	1,381	15.9
35-44	1,828	21.0
45-54	1,462	16.8
55-64	1,194	13.7
65-74	796	9.2
85+	243	2.8
Unknown	2	0.0



*Excluding 2 for whom age is unknown, 1 for whom sex is unknown and 0 for whom both are unknown

Figure 2: Cumulative age and sex specific incidence rates of confirmed COVID-19 cases per 100,000 population for current week 16, 2022

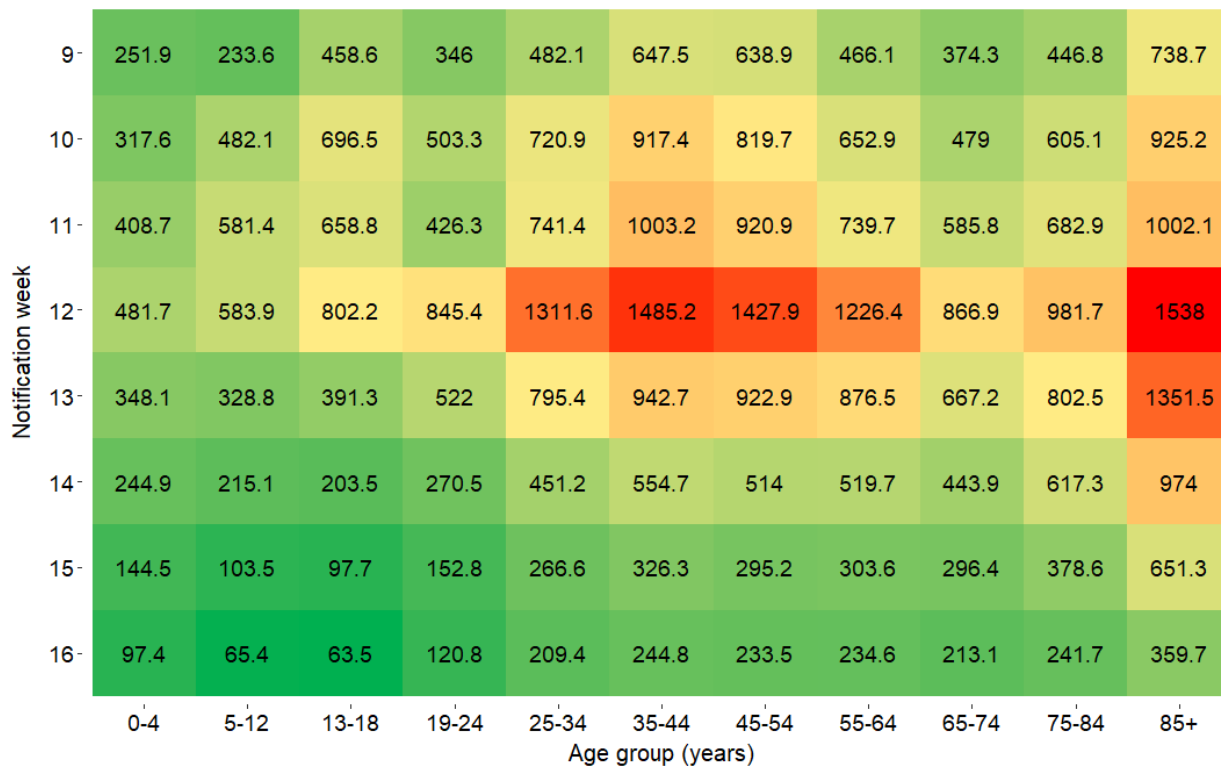


Figure 3: Heat map of weekly age-specific incidence rates of confirmed COVID-19 cases per 100,000 population in Ireland for the last 8 weeks

Cases and incidence by county

Table 3: Characteristics of confirmed COVID-19 cases by county and descending incidence rate per 100,000 notified in Ireland, during week 16, 2022

County	Number of cases	Percent	M:F ratio	Median age	Incidence rate per 100,000
Carlow	150	1.7	0.7	44.0	263.5
Tipperary	388	4.5	0.8	44.0	243.2
Limerick	465	5.3	0.7	45.0	238.6
Kildare	520	6.0	0.8	43.0	233.7
Clare	277	3.2	0.9	46.0	233.1
Waterford	265	3.0	0.8	44.0	228.1
Kerry	326	3.7	0.8	46.0	220.7
Leitrim	70	0.8	0.6	41.5	218.4
Westmeath	191	2.2	0.9	45.0	215.2
Offaly	165	1.9	0.9	50.0	211.6
Louth	269	3.1	0.6	43.0	208.7
Sligo	136	1.6	0.7	49.0	207.5
Wexford	301	3.5	0.6	47.0	201.0
Cavan	150	1.7	0.8	42.5	196.9
Galway	473	5.4	0.6	41.0	183.3
Meath	353	4.1	0.8	42.0	181.0
Wicklow	257	3.0	0.8	47.0	180.4
Laois	142	1.6	0.7	45.0	167.7
Cork	883	10.2	0.7	43.0	162.7
Roscommon	105	1.2	0.6	49.0	162.7
Kilkenny	161	1.9	0.7	44.0	162.2
Dublin	2,112	24.3	0.7	41.0	156.8
Mayo	192	2.2	0.5	52.0	147.1
Longford	59	0.7	0.8	43.0	144.3
Donegal	209	2.4	0.7	42.0	131.3
Monaghan	80	0.9	0.6	37.0	130.3

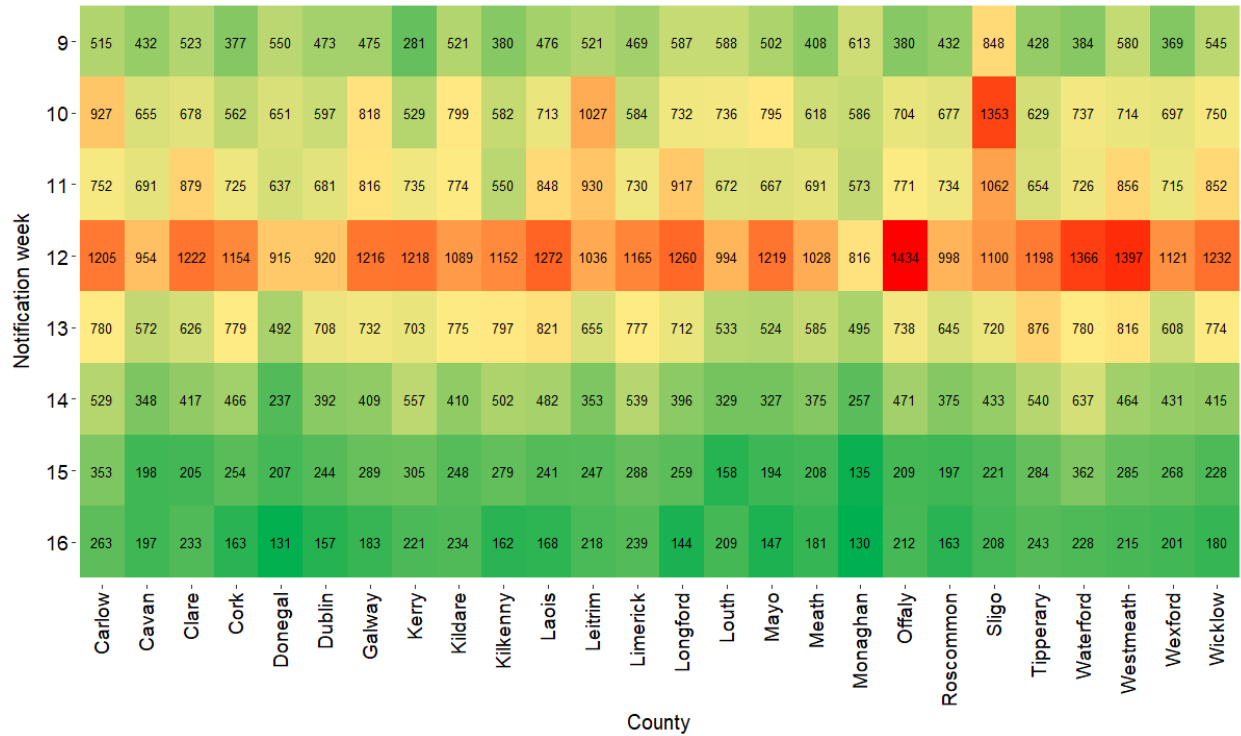


Figure 4: Heat map of weekly incidence rates of confirmed COVID-19 cases per 100,000 population, by county, notified in Ireland for the last 8 weeks

Hospitalisations

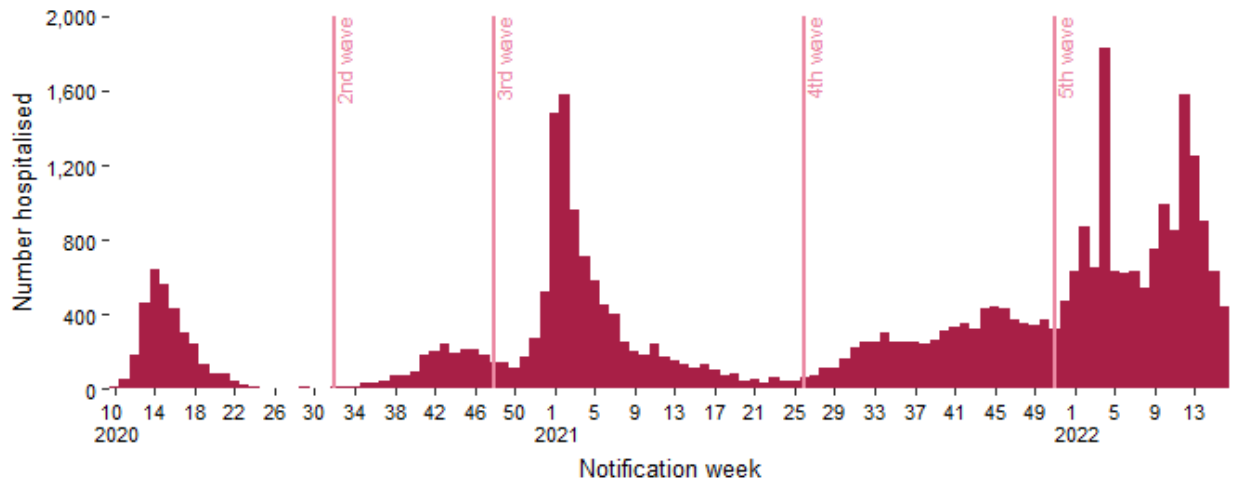


Figure 5: Hospitalisations among confirmed COVID-19 cases notified on CIDR in Ireland between week 10, 2020 and week 16, 2022

Table 4: Number of COVID-19 cases and hospital admissions by age group in Ireland for week³16, 2022 based on week of notification⁴

Age group	Total cases		Hospitalised cases	
	Number of cases	Number of cases	Number of cases	Percentage
0-4	323	24	7.4	
5-12	359	9	2.5	
13-18	236	8	3.4	
19-24	400	10	2.5	
25-34	1381	29	2.1	
35-44	1828	35	1.9	
45-54	1462	33	2.3	
55-64	1194	61	5.1	
65-74	796	81	10.2	
85+	243	53	21.8	
Unknown	2	-	-	

³ Hospitalisations may be underestimated for recent weeks as the outcome may not yet have occurred or may not yet have been reported to CIDR

⁴ Data are based on the date the case was notified on CIDR, and not the date of hospital admission

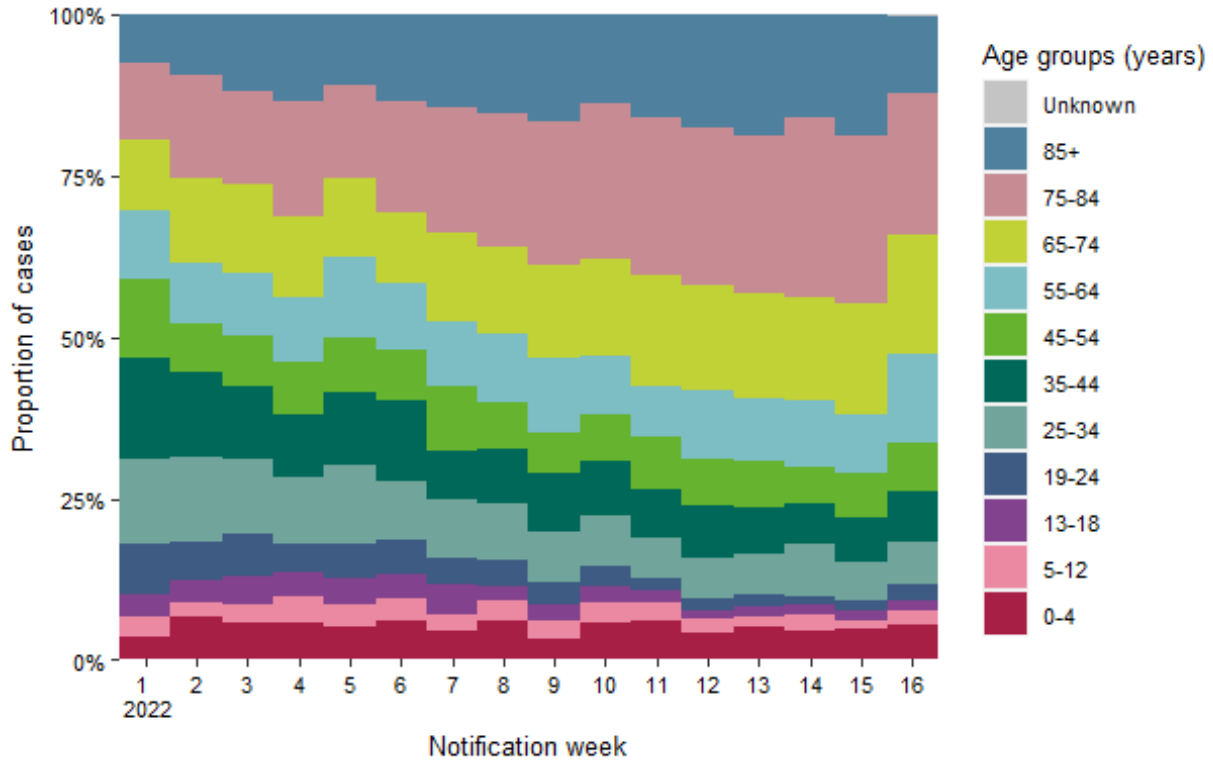


Figure 6: Age distribution of hospitalised confirmed COVID-19 cases notified on CIDR in Ireland between week 1, 2022 and week 16, 2022

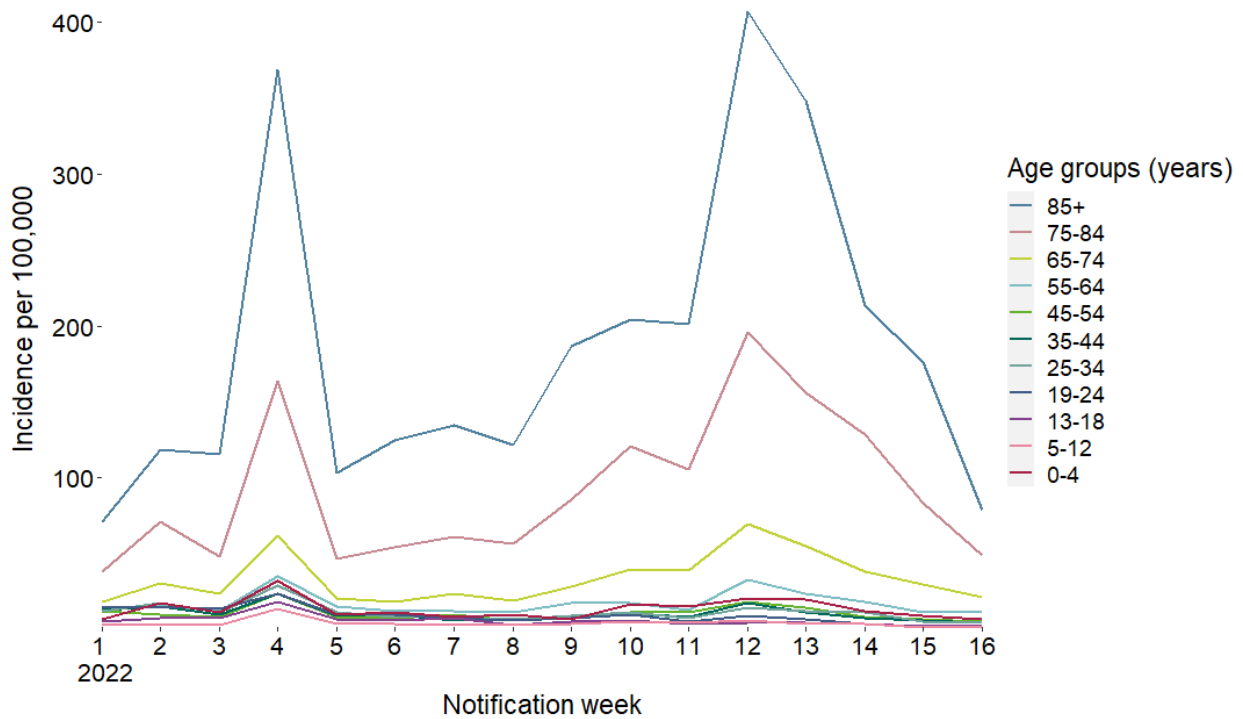


Figure 7: Incidence rate by age group of hospitalisations among confirmed COVID-19 cases on CIDR in Ireland between week 1, 2022 and week 16, 2022

Laboratory data of SARS-CoV-2 PCR tests

In week 16, a total of 44,650 SARS-CoV-2 tests were performed, of which 8,676 (19.4%) were positive.

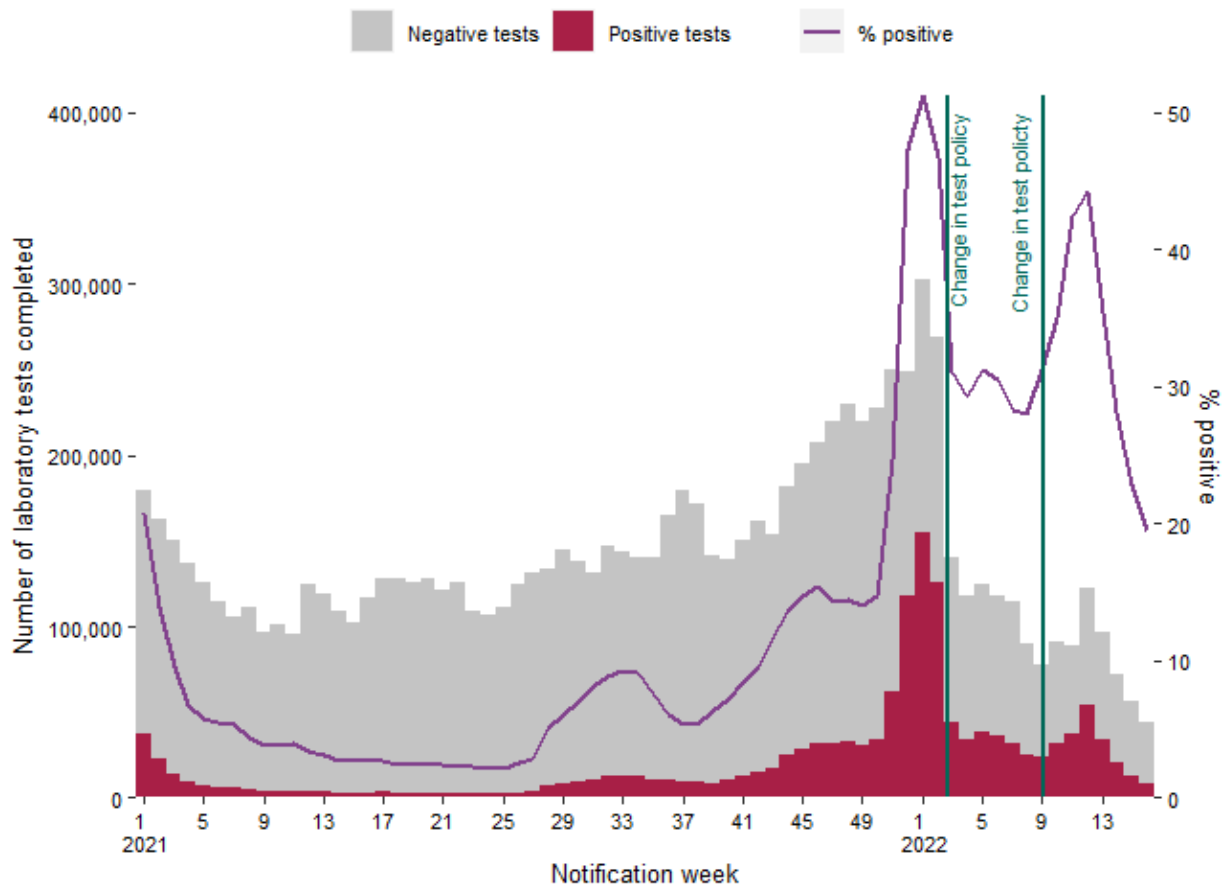


Figure 8: Number of completed laboratory tests by result and % positive tests⁵ in Ireland between week 1, 2021 and week 16, 2022. Data source: Deloitte Ireland LLP^{6, 7}

⁵ Positive tests refer to all positive specimens and includes duplicates and individuals who were retested.

⁶ Since 14/01/2022 (week 2), a confirmatory PCR test after a positive antigen test was no longer needed for those in the community aged between 4 and 39 years of age outside of a risk group.

⁷ Since 28/02/2022 (week 9), PCR testing is only needed for symptomatic people in the community within certain risk groups: those who have not had booster vaccination and are aged 55 years and older; those with a high-risk medical conditions; those who are immunocompromised; those who live in the same household as a person who is immunocompromised; those who provide care or support for person they know to be immunocompromised; those who are pregnant; Healthcare Workers.

Self-reported antigen positive cases

The following figures and tables are based on cases who registered a self-administered positive antigen test on the HSE Positive Antigen Portal. They are not considered confirmed cases and have undergone no data validation.

Table 5: Characteristics of COVID-19 cases who registered a positive antigen test to the HSE Positive Antigen Portal

	Week 2, 2022 - 16, 2022		Week 16, 2022	
	Number	Percentage	Number	Percentage
Total number of registered cases	499,797		10,788	
Incidence rate of registered cases per 100,000 population	10,495.8		226.5	
Gender				
Males	215,083	43.0	4,403	40.8
Females	275,553	55.1	5,915	54.8
M:F ratio	0.78		0.74	
Age (years)				
Mean age	31		39	
Median age	31		39	
Age range	0 - 105		0 - 102	

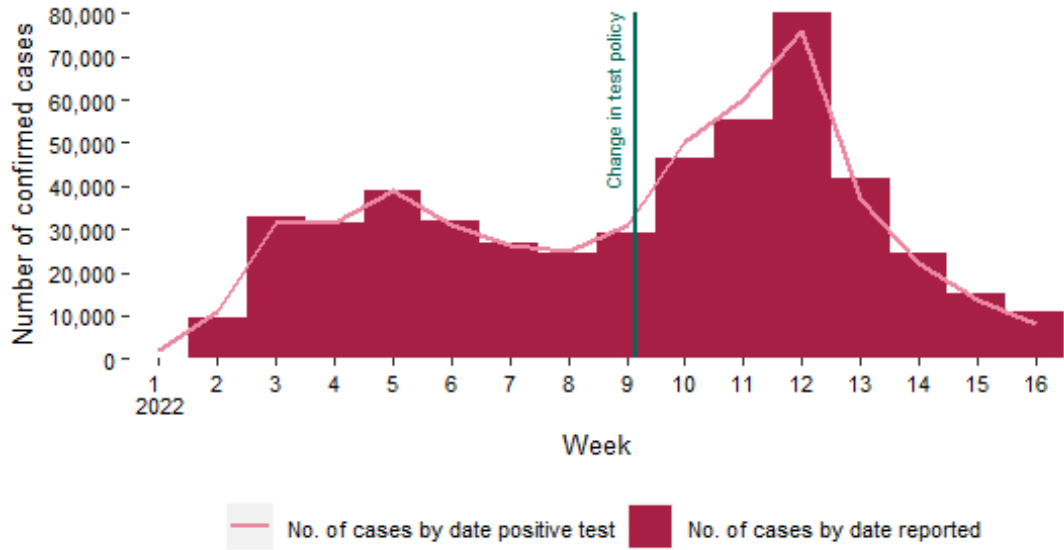


Figure 9: Number of COVID-19 cases who registered a positive antigen test on the HSE Positive Antigen Portal by week of registration⁸, and week of epidemiological date in Ireland between week 1, 2022 and week 16, 2022⁹

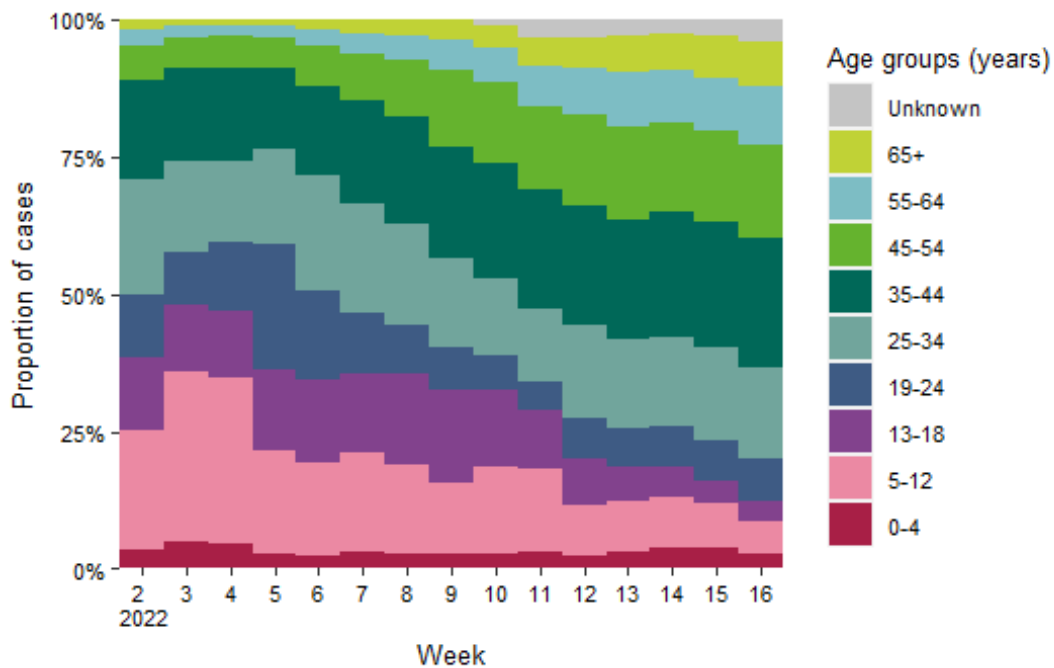


Figure 10: Age distribution of COVID-19 cases who registered a positive antigen test on the HSE Positive Antigen Portal by week of registration¹⁰ in Ireland between week 2⁸, 2022 and week 16, 2022

⁸ Reporting to the HSE Positive Antigen Portal commenced on Friday 14th January 2022, and therefore week 2 only includes 2 days.

⁹ Some cases reported a date of positive test much earlier than the date it was registered in the portal. Dates of positive test earlier than week 1, 2022 are not shown in the number of case by date of positive test. Dates of positive test which erroneously were reported to be later than the current epi week are excluded.

¹⁰ Please note, the week of registration on the HSE Positive Antigen Portal may differ from the week the positive test was obtained.

Notes

Technical Notes

1. Data Source

Data are based on statutory notifications and were extracted from Computerised Infectious Disease Reporting (CIDR) system and the HSE COVID care tracker. Data are provisional and subject to ongoing review, validation and update. As a result, figures in this report may differ from previously published figures. Slide with Laboratory testing for SARS-CoV-2 data provided by Deloitte Ireland LLP

2. Epidemiological date

Epidemiological date is based on the earliest of dates available on the case and taken from date of onset of symptoms, date of diagnosis, laboratory specimen collection date, laboratory received date, laboratory reported date or event creation date/notification date on CIDR. By using this date rather than event creation/ notification date, adjusts for any delays in testing/notification. Further information on epidemiological dates and weeks can be found on the [HPSC website](#).

3. Population data

Population data were taken from Census 2016. Data were aggregated into the following age groups for the analysis: 0-4 years, 5-12 years, 13-18 years, 19-24 years, 25-34 years, 35-44 years, 45-54 years, 55-64 years, 65-74 years, 75-84 years and ≥ 85 years.

Acknowledgements

Sincere thanks are extended to all those who are participating in the collection of data and reporting of data used in these reports. This includes the HSE COVID-19 Contact Management Programme (CMP), staff in ICU units, notifying clinicians, laboratory staff, public health doctors, nurses, surveillance scientists, microbiologists and administrative staff.

Please refer to the Health Protection Surveillance (HPSC) website for

- [Epidemiology of COVID-19 in Ireland infohub](#)
- [Outbreaks/clusters in Ireland COVID-19 weekly report](#)
- [Weekly report on COVID-19 deaths reported in Ireland](#)
- [SARS-CoV-2 wastewater surveillance programme weekly reports](#)
- [Healthcare Workers COVID-19 cases in Ireland monthly reports](#)
- [Weekly reports on vaccination status of COVID-19 deaths and cases admitted to ICU in Ireland](#)
- [Epidemiology of COVID-19 in Ireland – cases aged 0-18 years](#)