

Epidemiology of COVID-19 Outbreaks/Clusters in Ireland – Weekly Report. Week 9, 2024

Weekly COVID-19 Outbreak Report for week ending 02/03/2024

Prepared by HPSC on 05/03/2024

Please note: Data are provisional

This report includes data extracted from the Computerised Infectious Disease Reporting (CIDR) on 05/03/2024 up to midnight 02/03/2024.

The HPSC Respiratory Virus Data Hub provides data on non-private household outbreaks. The [Data Hub](#) is updated weekly on Wednesdays.

Regional Departments of Public Health are currently prioritising the investigation and reporting of outbreaks in settings that benefit most from public health and clinical intervention. These settings include acute hospitals, nursing homes, community hospital/long-stay units, residential institutions, other healthcare settings and vulnerable populations. For this reason, outbreaks in other settings may be underestimated. This report focuses on these key settings/groups.

In addition, due to the surge in case numbers in early 2022 and changes in testing policy, all outbreak cases may not be linked to their outbreak on CIDR. Due to these changes, an interim measure has been applied whereby the higher number among number ill, aggregate and outbreak linked confirmed case numbers is used in outbreak settings (report pages 9-19).

Due to the cyber-attack on the HSE IT systems on 14/05/2021, CIDR was unavailable for the reporting of COVID-19 outbreaks from 14/05/2021 to the 28/06/2021. As a result, there has been a delay in reporting for many outbreaks on CIDR. To account for this, outbreak week for all outbreaks created between May 14th and October 9th 2021 is based on the following algorithm: earliest of 1. outbreak recognition date; 2. first reported date; 3. outbreak created date. Outbreak week is based on outbreak created date for all outbreaks created on or before May 13th 2021, and on or after October 10th 2021.

Please note COVID-19 outbreaks and cases are continuously validated/updated on CIDR.

The COVID-19 outbreak definition is available in [Appendix 2](#) of this report and on the [HPSC website](#).

Sincere thanks are extended to all those who are participating in the collection of data and reporting of data used in these reports. This includes the HSE COVID-19 Contact Management Programme (CMP), staff in ICU units, notifying clinicians, laboratory staff, public health doctors, nurses, surveillance staff, epidemiologists, microbiologists and administrative staff.

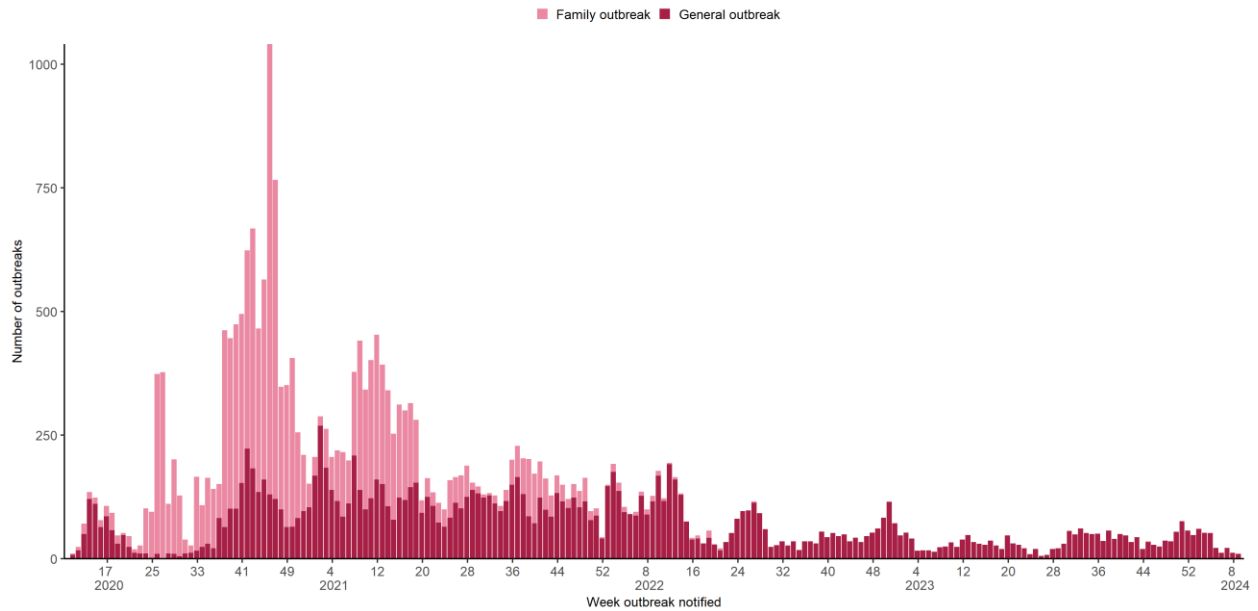


Figure 1: Epi-curve of COVID-19 outbreaks in all settings notified in Ireland by week of notification and outbreak type (see technical note 5, [Appendix 2](#)) to end Week 9 2024, N=27,458. *Data source: CIDR*

Key points

27,458 COVID-19 outbreaks have been reported in Ireland since Week 10, 2020 (Figure 1, [Appendix 1](#)).

Summary from start 2024

292 COVID-19 outbreaks have been reported since the start of 2024 and key outbreak locations are as follows:

- 82 (28.1%) were reported in hospitals
- 125 (42.8%) were reported in nursing homes
- 23 (7.9%) were reported in community hospital/long-stay units
- 50 (17.1%) were reported in residential institutions
- 10 (3.4%) were reported in 'other' healthcare services
- 2 (0.7%) were reported in a range of other settings

253 outbreaks have been closed and **39** are open (See [Appendix 1](#), Table A for breakdown of outbreaks by location and outbreak status. Note that it is common practice not to close private house outbreaks on CIDR due to the large volume of outbreaks in this category).

Summary Week 9 2024

In **Week 9** 2024, there were **10** COVID-19 outbreaks notified.

The overall number of outbreaks notified in Week 9 2024 decreased by 2 compared to Week 8 2024. There were:

- 3 outbreaks associated with acute hospitals notified
- 3 outbreaks associated with nursing homes notified
- 3 outbreaks associated with residential institutions notified
- 1 outbreak associated with other healthcare services notified

COVID-19 Outbreaks/Clusters in Residential Facilities and Hospital settings in Ireland

A summary of COVID-19 outbreaks linked to nursing homes, acute hospitals, community hospital/long-stay units, and other residential institutions is shown in Figure 2 and in the subsequent “Focus” sections, Tables 3-5 and Figures 3-5.

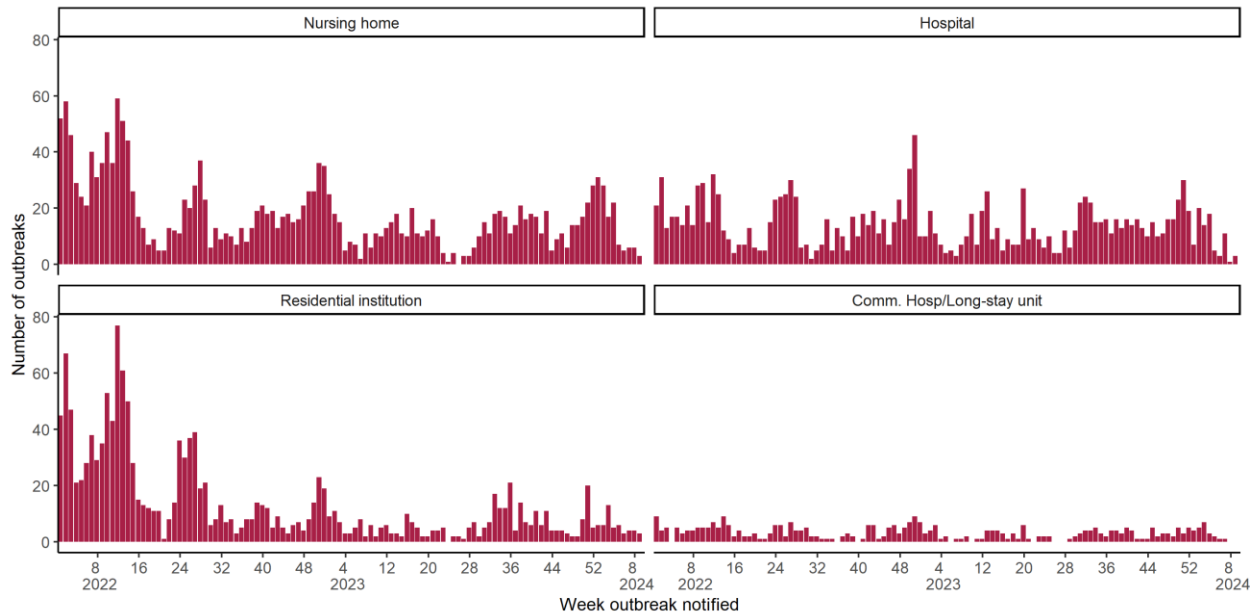


Figure 2: Epi-curve of COVID-19 outbreaks in: acute hospitals, nursing homes, community hospitals/long-stay units and residential institutions notified in Ireland by week of notification, since start of 2022. *Data source: CIDR*

Table 1: Number of COVID-19 outbreaks notified in Ireland by outbreak location and by week of notification 2024 N=292, and difference in number of outbreaks notified in Week 9 2024 compared to the previous week. *Data source: CIDR*

Outbreak location	Total number of outbreaks 2024	2024 W02	2024 W03	2024 W04	2024 W05	2024 W06	2024 W07	2024 W08	2024 W09	Difference in number of outbreaks notified since last week
Nursing home	125	28	17	22	7	5	6	6	3	-3
Hospital	82	20	14	18	5	3	11	1	3	2
Residential institution	50	6	13	5	6	3	4	4	3	-1
Comm. Hosp/Long-stay unit	23	5	7	3	2	1	1	0	0	0
Other healthcare service	10	1	1	4	2	0	0	1	1	0
Other location	2	1	1	0	0	0	0	0	0	0
Total	292	61	53	52	22	12	22	12	10	-2

Table 2A: Number of COVID-19 outbreaks by outbreak location and HSE Health Region¹ notified in Ireland, 2024. N=292. *Data source: CIDR*

Outbreak location	HSE Dublin and Midlands	HSE Dublin and North East	HSE Dublin and South East	HSE Mid West	HSE South West	HSE West and North West	Total
Hospital	19	22	21	7	3	10	82
Nursing home	18	30	26	6	15	30	125
Residential institution	3	10	16	0	7	14	50
Other healthcare service	1	1	5	0	0	3	10
Comm. Hosp/Long-stay unit	0	1	6	2	9	5	23
Other location	0	0	0	0	0	2	2
Total	41	64	74	15	34	64	292

Table 2B: Number of COVID-19 outbreaks by outbreak location and HSE Health Region notified in Ireland during Week 9 2024, N=10. *Data source: CIDR*

Outbreak location	HSE Dublin and Midlands	HSE Dublin and North East	HSE Dublin and South East	HSE Mid West	HSE South West	HSE West and North West	Total
Hospital	0	0	0	3	0	0	3
Nursing home	2	1	0	0	0	0	3
Comm. Hosp/Long-stay unit	0	0	0	0	0	0	0
Residential institution	0	0	2	0	0	1	3
Other healthcare service	0	0	1	0	0	0	1
Other location	0	0	0	0	0	0	0
Total	2	1	3	3	0	1	10

¹ The former eight Departments of Public Health (HSE E, M, MW, NE, NW, SE, S, and W), have been reconfigured into six Health Regions. The former Departments of Public Health and the new Health Regions correspond as follows: HSE Dublin and North East - formerly HSE NE and CHO 9 of the former HSE E; HSE Dublin and Midlands - formerly HSE M and CHO 7 of the former HSE E; HSE Dublin and South East - formerly HSE SE and CHO 6 of the former HSE E; HSE South West - formerly HSE S; HSE Mid West - formerly HSE MW; HSE West and North West - formerly HSE W and HSE NW.

Focus on COVID-19 Outbreaks in Nursing Homes and Community Hospitals

Table 3: Number of COVID-19 outbreaks and laboratory confirmed cases². in nursing homes and community hospital/long-stay units in Ireland, 2024. *Data source: CIDR*

Outbreak location	Total number of outbreaks week 9	Range in number of confirmed cases# week 9	Total number of outbreaks since start 2024	Total number of open outbreaks	Range in number of confirmed cases# in open outbreaks
Nursing home	3	3 - 10	125	14	2 - 31
Comm. Hosp/Long-stay unit	0	0	23	0	0
Total	3	3 - 10	148	14	2 - 31

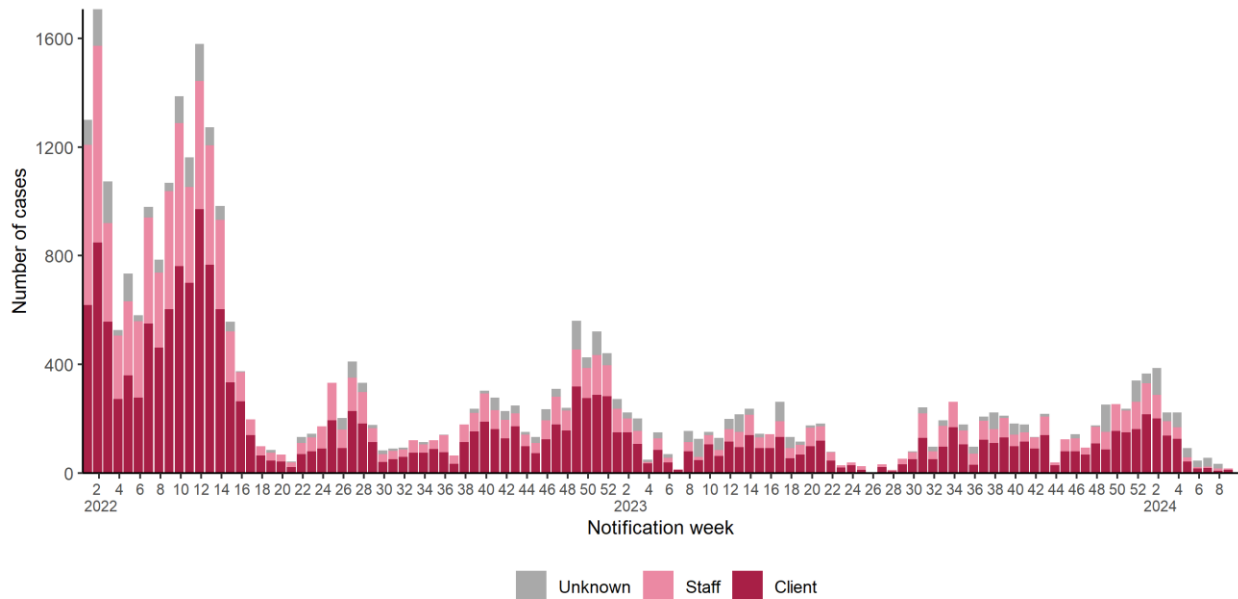


Figure 3: Epi-curve of confirmed COVID-19 cases linked to outbreaks in nursing homes and community hospital/long-stay units by staff/client status and date of notification, since start of 2022. *Data source: CIDR*

² Note re Tables 3-8. Due to the surge in case numbers in early 2022 and changes in testing policy, all outbreak cases may not be linked to their outbreak on CIDR. Due to these changes, an interim measure has been applied whereby the higher number among number ill, aggregate and outbreak linked confirmed case numbers is used in outbreak settings. #n/a is used where there were no outbreaks in a category or where there are no confirmed cases currently linked to any outbreak in that category (see technical note 6, [Appendix 2](#))

Focus on COVID-19 Outbreaks in Acute Hospitals

Table 4: Number of COVID-19 outbreaks and laboratory confirmed cases in acute hospital settings in Ireland, 2024. *Data source: CIDR*

Outbreak location	Total number of outbreaks week 9	Range in number of confirmed cases# week 9	Total number of outbreaks since start 2023	Total number of open outbreaks	Range in number of confirmed cases# in open outbreaks
Hospital	3	5 - 7	82	12	2 - 11

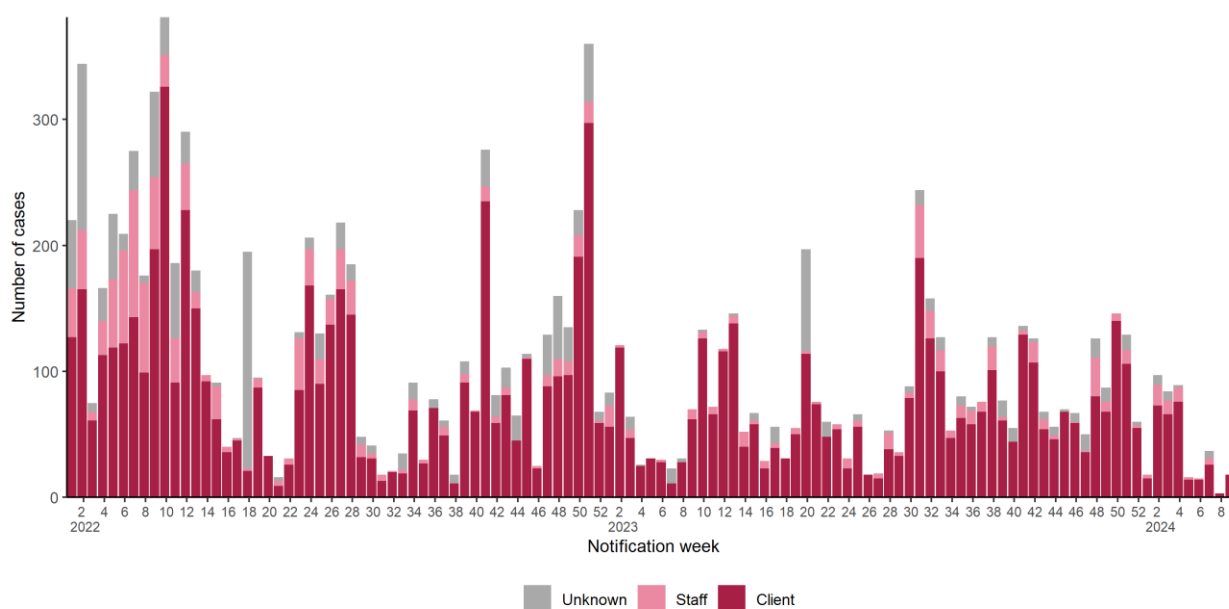


Figure 4: Epi-curve of confirmed COVID-19 cases linked to outbreaks in hospitals by staff/client status and date of notification, since start of 2022. *Data source: CIDR*

Focus on COVID-19 Outbreaks in Residential Institutions (please see footnote³)

Table 5: Number of COVID-19 outbreaks and laboratory confirmed cases in residential institutions in Ireland, 2024. *Data source: CIDR*

Type of residential facility	Total number of outbreaks week 9	Range in number of confirmed cases# week 9	Total number of outbreaks since start 2023	Total number of open outbreaks	Range in number of confirmed cases# in open outbreaks
Centre for older people	2	4 - 24	7	4	2 - 24
Centre for disabilities	1	≤ 5	29	4	≤ 5
Children's / TUSLA residential centre	0	0	1	1	3
Mental health facility	0	0	11	1	9
Other	0	0	2	1	8
Total	3	3 - 24	50	11	2 - 24

³ This section focuses on the following residential settings: centres for disabilities, centres for older people, children's/TUSLA residential centres and mental health facilities. Homeless services, addiction services, direct provision centres and prisons are reported in the Focus on Vulnerable Populations section.

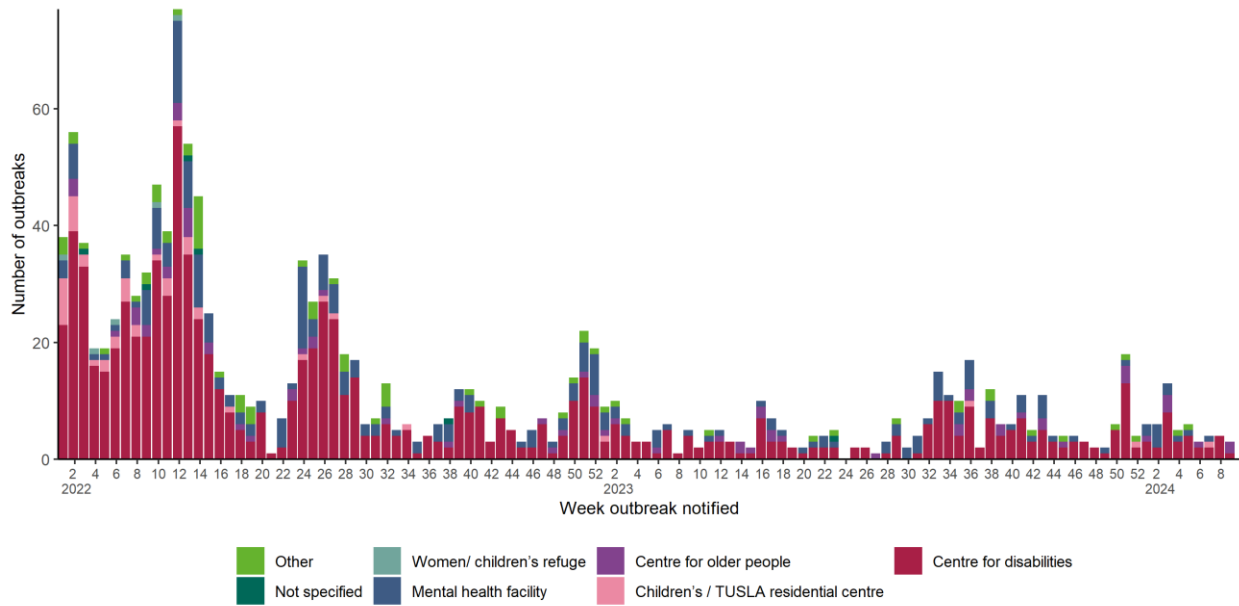


Figure 5: Number of COVID-19 outbreaks in residential institutions by type of residential institution in Ireland, since start of 2022. *Data source: CIDR*

Focus on COVID-19 Outbreaks associated with Other Healthcare Settings

Table 6: Number of COVID-19 outbreaks and laboratory confirmed cases associated with other healthcare settings in Ireland, 2024. *Data source: CIDR*

Outbreak location	Total number of outbreaks week 9	Range in number of confirmed cases# week 9	Total number of outbreaks since start 2023	Total number of open outbreaks	Range in number of confirmed cases# in open outbreaks
People with disabilities	0	0	8	1	≤ 5
Clients of older people's centres	1	≤ 5	1	1	≤ 5
Clients of mental health facilities	0	0	1	0	0
Total	1	≤ 5	10	2	≤ 5

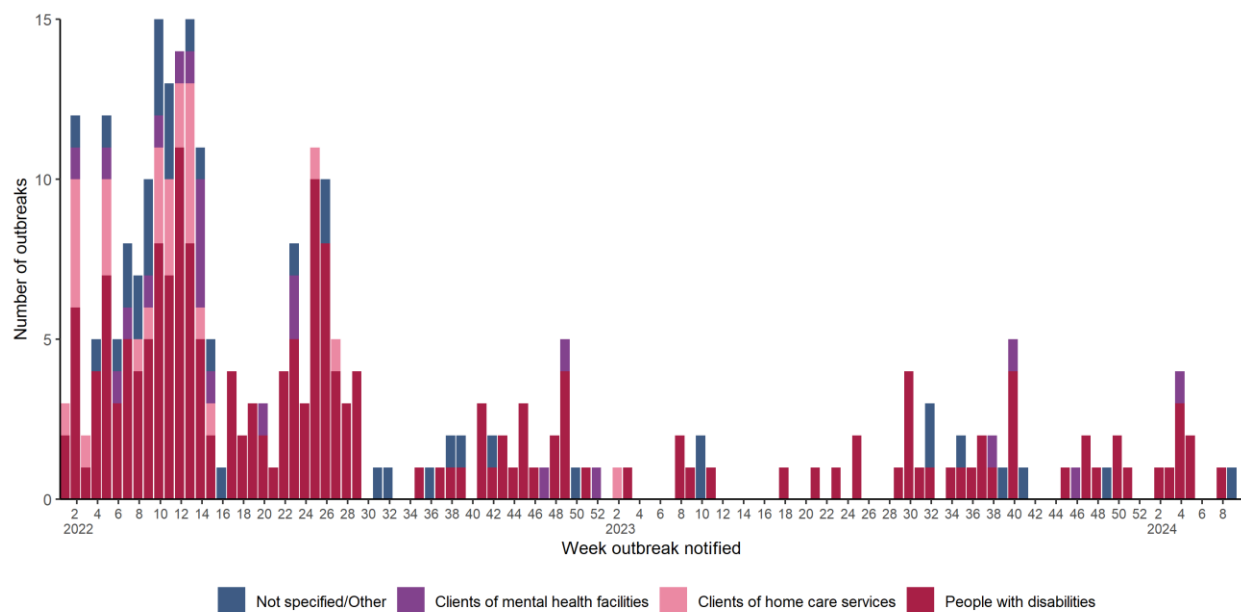


Figure 6: Number of COVID-19 outbreaks in 'Other healthcare' settings by type of setting in Ireland, since start of 2022. *Data source: CIDR*

Focus on COVID-19 Outbreaks associated Other Vulnerable Populations

Table 7: Number of COVID-19 outbreaks and laboratory confirmed cases in settings involving vulnerable populations, including: the Irish Traveller community; Roma community; asylum seekers/refugees; migrants (including undocumented); the homeless; people with addictions and; prison staff/prisoners in Ireland, 2024. *Data source: CIDR*

Vulnerable populations	Total number of outbreaks week 9	Range in number of confirmed cases# week 9	Total number of outbreaks since start 2023	Total number of open outbreaks	Range in number of confirmed cases# in open outbreaks
Total	0	NA	0	0	NA

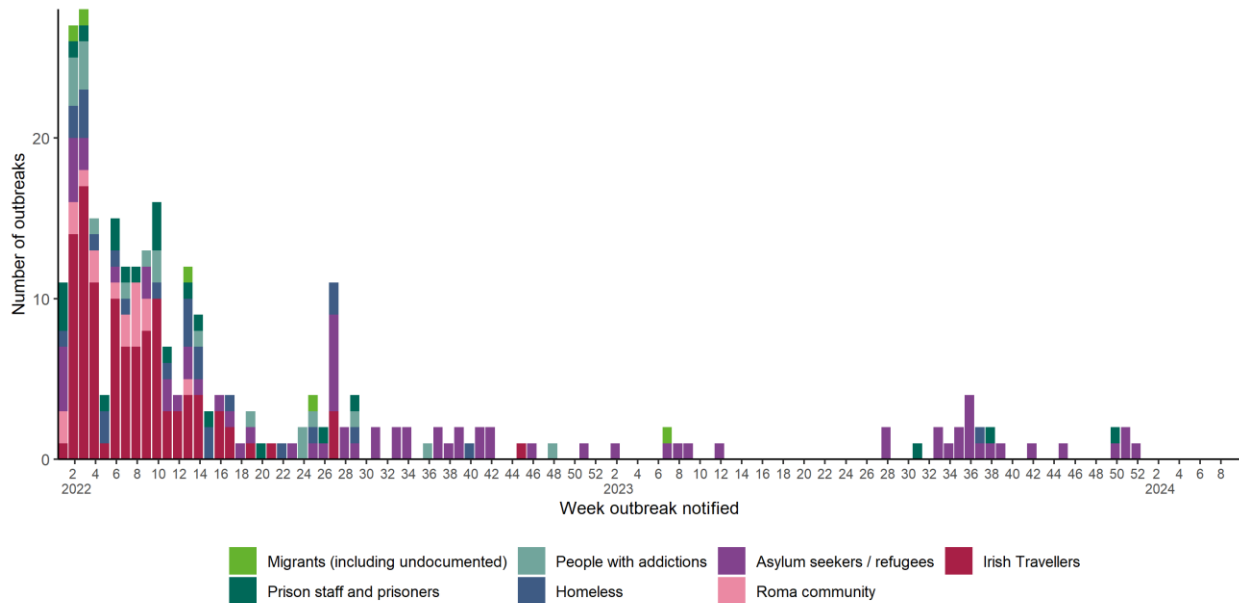


Figure 7: Number of COVID-19 outbreaks associated with other vulnerable populations in Ireland, since start of 2022. *Data source: CIDR*

Focus on COVID-19 Outbreaks associated with Other settings

Table 8: Number of COVID-19 outbreaks in other settings in Ireland, 2023. *Data source: CIDR*

Outbreak location category	Total number of outbreaks since start 2024
Private house	2
Total	2

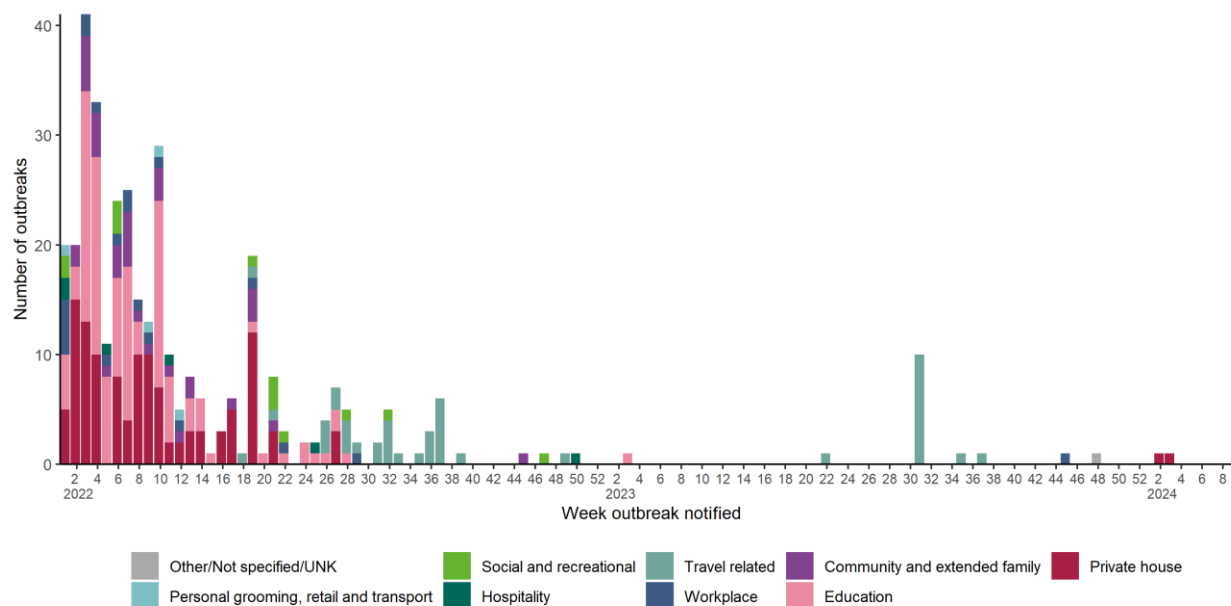


Figure 8: Number of COVID-19 outbreaks in other settings in Ireland, since start of 2022. *Data source: CIDR*

Appendix 1

Table A: Number of COVID-19 outbreaks notified in Ireland by outbreak location and closure status from Week 10 2020 to Week 9 2024, N=27,458. *Data source: CIDR*

Outbreak location	Closed	Open	Total
Comm. Hosp/Long-stay unit	456	0	456
Hospital	2,189	26	2,215
Nursing home	2,708	22	2,730
Other healthcare service	625	2	627
Residential institution	2,445	14	2,459
Childcare facility	653	0	653
School	1,395	1	1,396
University/College	68	0	68
Workplace	1,268	0	1,268
Travel related	286	12	298
Guest house / B and B	14	0	14
Hotel	112	0	112
Public house	118	0	118
Restaurant / Cafe	223	0	223
Other recreation activity	30	0	30
Sporting activity/fitness	95	0	95
Social gathering	288	4	292
Religious/Other ceremony	140	4	144
Extended family	839	116	955
Community outbreak	526	3	529
Personal grooming service	48	0	48
Transport	66	1	67
Retail outlet	388	0	388
Private house	6,843	5,375	12,218
Other	45	1	46
Unknown	5	0	5
Not Specified	4	0	4
Total	21,877	5,581	27,458

Appendix 2

Technical Notes

1. Data are based on statutory notifications and were extracted from the National Computerised Infectious Disease Reporting (CIDR) system. Data are provisional and subject to ongoing review, validation and update. As a result, figures in this report may differ from previously published figures.
2. For surveillance purposes, the following COVID-19 outbreak definition is used for notifying **Confirmed**⁴ COVID-19 outbreaks/clusters:
 - There is a cluster/outbreak, with two or more cases of laboratory confirmed COVID-19 infection regardless of symptom status. This includes cases with symptoms and cases who are asymptomatic.OR
 - There is a cluster/outbreak, with two or more cases of illness with symptoms consistent with COVID-19 infection (as per the COVID-19 case definition), and at least one person is a confirmed case of COVID-19.
3. This report includes confirmed and suspected COVID-19 outbreaks.
4. An “Open” or “Closed” outbreak is defined as an outbreak where the outbreak status is “Open” or “Closed” on CIDR. In order to declare an outbreak “Closed” the outbreak location should not have experienced any new cases of infection which meet the case definition for a period of 28 days (two incubation periods).
5. Outbreak type (family/general) indicates whether an outbreak is confined to a family (family outbreak) or affects members of more than one household (general outbreak).
6. The “range in number of cases” presented in Tables 3 to 8 is based on laboratory confirmed cases linked to an outbreak in CIDR. The priority is to notify outbreaks to CIDR in a timely fashion and, while every effort is made to link cases to outbreaks as quickly as possible, there can sometimes be a delay in linking cases to the outbreak. Ranges in number of cases that include “0” include outbreaks that currently have no linked cases. Data in CIDR are continuously reviewed and updated and this includes the identification and linking of outbreak-associated cases.

⁴ From September 21st 2020, suspected COVID outbreaks should be reported with the disease category ‘Acute Respiratory Infection (ARI)’. If one or more cases linked to the outbreak are subsequently confirmed as COVID-19, the ARI outbreak should be reclassified to being a COVID-19 outbreak. Outbreaks of suspected COVID-19 which were notified before September 21st 2020, and met the previous COVID-19 outbreak definition should remain as COVID-19 outbreaks on CIDR. The COVID-19 case definition is detailed on the [HPSC website](#)