

## Epidemiology of COVID-19 Outbreaks/Clusters in Ireland – Weekly Report. Week 50, 2022

**Weekly COVID-19 Outbreak Report for week ending 17/12/2022**

**Prepared by HPSC on 21/12/2022**

**Please note: Data are provisional**

This report includes data extracted from the Computerised Infectious Disease Reporting (CIDR) on 21/12/2022 up to midnight 17/12/2022.

*Reference dates:*

<b>Waves</b>	<b>Dates</b>
Wave 1 (Week 10 – 31 2020)	01/03/2020 – 01/08/2020
Wave 2 (Week 32 – 47 2020)	02/08/2020 – 21/11/2020
Wave 3 (Week 48 2020 – Week 25 2021)	22/11/2020 – 26/06/2021
Wave 4 (Week 26 – 50 2021)	27/06/2021 – 18/12/2021
Wave 5 (Week 51 2021 onwards)	19/12/2021 onwards

The HPSC Epidemiology of COVID-19 Data Hub provides data on non-private household outbreaks. The [Data Hub](#) is updated weekly on Wednesdays.

**Regional Departments of Public Health are currently prioritising the investigation and reporting of outbreaks in settings that benefit most from public health and clinical intervention. These settings include acute hospitals, nursing homes, community hospital/long-stay units, residential institutions, other healthcare settings and vulnerable populations. For this reason, outbreaks in other settings may be underestimated. This report focuses on these key settings/groups.**

In addition, due to the surge in case numbers in early 2022 and changes in testing policy, all outbreak cases may not be linked to their outbreak on CIDR. Due to these changes, an interim measure has been applied whereby the higher number between aggregate and outbreak linked confirmed case numbers is used in outbreak settings (report pages 9-19).

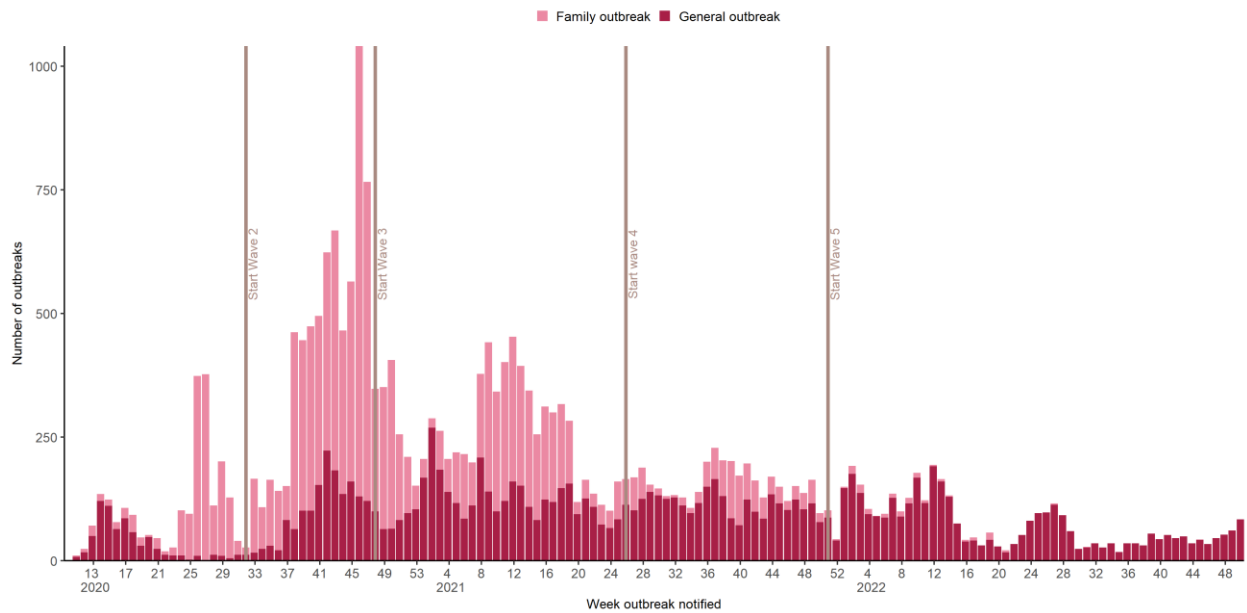
Due to the cyber-attack on the HSE IT systems on 14/05/2021, CIDR was unavailable for the reporting of COVID-19 outbreaks from 14/05/2021 to the 28/06/2021. As a result, there has been a delay in reporting for many outbreaks on CIDR. To account for this, outbreak week for all outbreaks created between May 14<sup>th</sup> and October 9<sup>th</sup> 2021 is based on the following algorithm: earliest of 1. outbreak recognition date; 2. first reported date; 3. outbreak created date. Outbreak week is based on outbreak created date for all outbreaks created on or before May 13<sup>th</sup> 2021, and on or after October 10<sup>th</sup> 2021.



Please note COVID-19 outbreaks and cases are continuously validated/updated on CIDR.

The COVID-19 outbreak definition is available in [Appendix 2](#) of this report and on the [HPSC website](#).

Sincere thanks are extended to all those who are participating in the collection of data and reporting of data used in these reports. This includes the HSE COVID-19 Contact Management Programme (CMP), staff in ICU units, notifying clinicians, laboratory staff, public health doctors, nurses, surveillance scientists, microbiologists and administrative staff.



**Figure 1:** Epi-curve of COVID-19 outbreaks in all settings notified in Ireland by week of notification and outbreak type (see technical note 5, [Appendix 2](#)) to end Week 50 2022, N=25,193. Vertical lines indicate the timeline of epidemic waves of COVID-19 infection in Ireland. *Data source: CIDR*

## Key points

**25,193** COVID-19 outbreaks have been reported in Ireland since Week 10, 2020 (Figure 1, [Appendix 1](#)).

### Summary Wave 5 (Week 51 2021 to Week 50 2022)

**3,888** COVID-19 outbreaks have been reported from Week 51 2021 onwards and key outbreak locations are as follows:

- 788 (20.3%) were reported in hospitals
- 1158 (29.8%) were reported in nursing homes
- 188 (4.8%) were reported in community hospital/long-stay units
- 1120 (28.8%) were reported in residential institutions
- 241 (6.2%) were reported in 'other' healthcare services
- 393 (10.1%) were reported in a range of other settings

**3,657** outbreaks have been closed and **231** are open (See [Appendix 1](#), Table A for breakdown of outbreaks by location and outbreak status. Note that it is common practice not to close private house outbreaks on CIDR due to the large volume of outbreaks in this category).

There was one combined COVID-19 and influenza outbreak since the beginning of the influenza season in a nursing home notified in week 48.

### Summary Week 50 2022

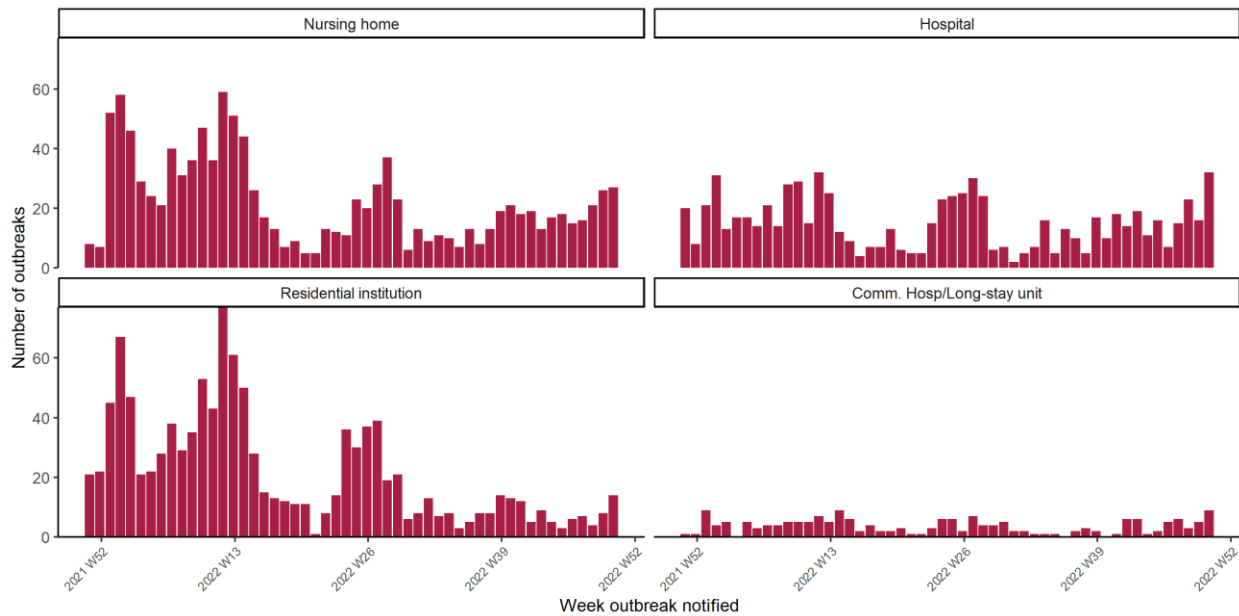
In **Week 50** 2022, there were **84** COVID-19 outbreaks notified.

The overall number of outbreaks notified in Week 50 2022 increased by 23 compared to Week 49 2022. There were:

- 32 outbreaks associated with acute hospitals notified
- 27 outbreaks associated with nursing homes notified
- 9 outbreaks associated with community hospital/long-stay units notified
- 14 outbreaks associated with residential institutions notified
- 2 outbreaks associated with other settings notified (one public house and one 'Other' location)

## COVID-19 Outbreaks/Clusters in Residential Facilities and Hospital settings in Ireland

A summary of COVID-19 outbreaks linked to nursing homes, acute hospitals, community hospital/long-stay units, and other residential institutions is shown in Figure 2 and in the subsequent “Focus” sections, Tables 3-5 and Figures 3-5.



**Figure 2:** Epi-curve of COVID-19 outbreaks in: Acute Hospitals, Nursing Homes, Community Hospitals/Long-stay units and Residential institutions notified in Ireland by week of notification, Wave 5. *Data source: CIDR*

**Table 1:** Number of COVID-19 outbreaks notified in Ireland by outbreak location and by week of notification Wave 5, and difference in number of outbreaks notified in Week 50 2022 compared to the previous week, N=3,888. *Data source: CIDR*

Outbreak location	Total Week 51 2021 - Week 42 2022	2022 W43	2022 W44	2022 W45	2022 W46	2022 W47	2022 W48	2022 W49	2022 W50	Difference in number of outbreaks notified since last week	Total wave 5: Week 51 2021 - Week 50 2022
Residential institution	1,064	9	5	3	6	7	4	8	14	6	1,120
Hospital	649	19	11	16	7	15	23	16	32	16	788
Other healthcare service	226	2	1	3	1	1	2	5	0	-5	241
Nursing home	1,005	13	17	18	15	16	21	26	27	1	1,158
Comm. Hosp/Long-stay unit	151	6	1	2	5	6	3	5	9	4	188
Other location	388	0	0	1	0	1	0	1	2	1	393
<b>Total</b>	<b>3,483</b>	<b>49</b>	<b>35</b>	<b>43</b>	<b>34</b>	<b>46</b>	<b>53</b>	<b>61</b>	<b>84</b>	<b>23</b>	<b>3,888</b>

**Table 2A:** Number of COVID-19 outbreaks by outbreak location and HSE-Area notified in Ireland, Wave 5. N=3,888. *Data source: CIDR*

Outbreak location	HSE E	HSE M	HSE MW	HSE NE	HSE NW	HSE SE	HSE S	HSE W	Total
Nursing home	380	79	113	117	45	139	143	142	1,158
Hospital	353	8	70	92	83	56	41	85	788
Residential institution	294	64	94	179	102	166	150	71	1,120
Other healthcare service	33	3	29	41	16	24	63	32	241
Comm. Hosp/Long-stay unit	24	0	29	5	38	29	48	15	188
Other location	44	6	67	42	21	11	107	95	393
<b>Total</b>	<b>1,128</b>	<b>160</b>	<b>402</b>	<b>476</b>	<b>305</b>	<b>425</b>	<b>552</b>	<b>440</b>	<b>3,888</b>

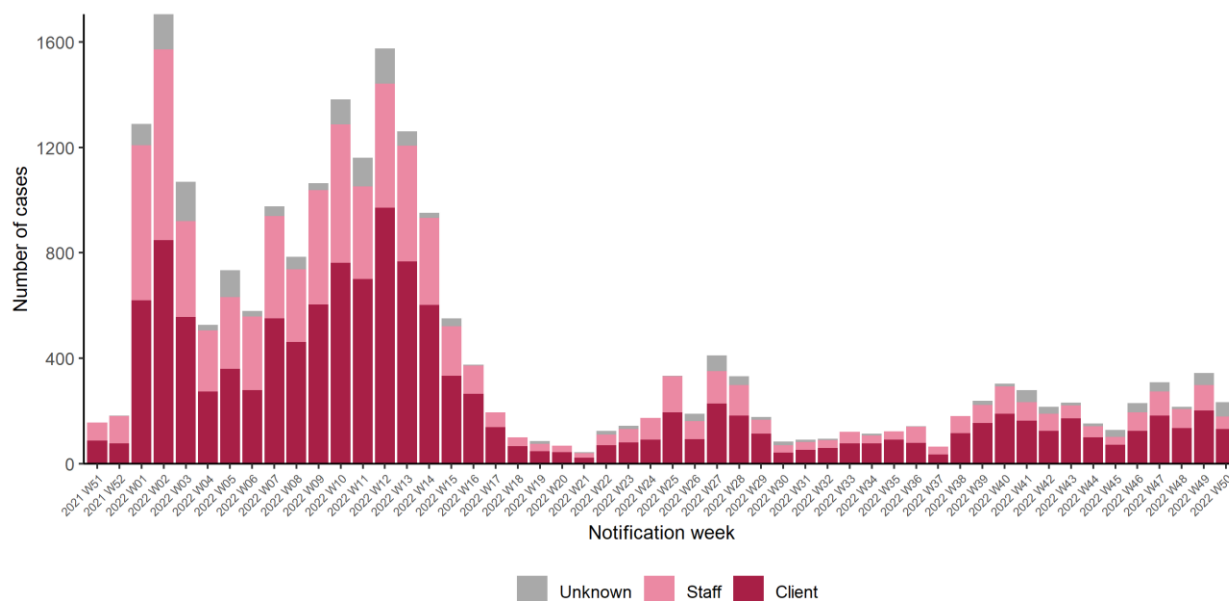
**Table 2B:** Number of COVID-19 outbreaks by outbreak location and HSE-Area notified in Ireland during Week 50 2022, N=84. *Data source: CIDR*

Outbreak location	HSE E	HSE M	HSE MW	HSE NE	HSE NW	HSE SE	HSE S	HSE W	Total
Hospital	12	0	0	4	1	9	1	5	32
Nursing home	10	2	5	5	0	2	2	1	27
Comm. Hosp/Long-stay unit	2	0	1	1	2	1	2	0	9
Residential institution	4	0	0	5	3	1	1	0	14
Other healthcare service	0	0	0	0	0	0	0	0	0
Other location	1	0	0	0	1	0	0	0	2
<b>Total</b>	<b>29</b>	<b>2</b>	<b>6</b>	<b>15</b>	<b>7</b>	<b>13</b>	<b>6</b>	<b>6</b>	<b>84</b>

### Focus on COVID-19 Outbreaks in Nursing Homes and Community Hospitals

**Table 3:** Number of COVID-19 outbreaks and laboratory confirmed cases<sup>1</sup>. in nursing homes and community hospital/long-stay units in Ireland, Wave 5. *Data source: CIDR*

Outbreak location	Total number of outbreaks week 50	Range in number of confirmed cases# week 50	Total number of outbreaks since start wave 5	Total number of open outbreaks	Range in number of confirmed cases# in open outbreaks
Nursing home	27	0 - 25	1,158	98	0 - 41
Comm. Hosp/Long-stay unit	9	0 - 22	188	24	0 - 22
<b>Total</b>	<b>36</b>	<b>0 - 25</b>	<b>1,346</b>	<b>122</b>	<b>0 - 41</b>



**Figure 3:** Epi-curve of confirmed COVID-19 cases linked to outbreaks in nursing homes and community hospital/long-stay units by staff/client status and date of notification, Wave 5. *Data source: CIDR*

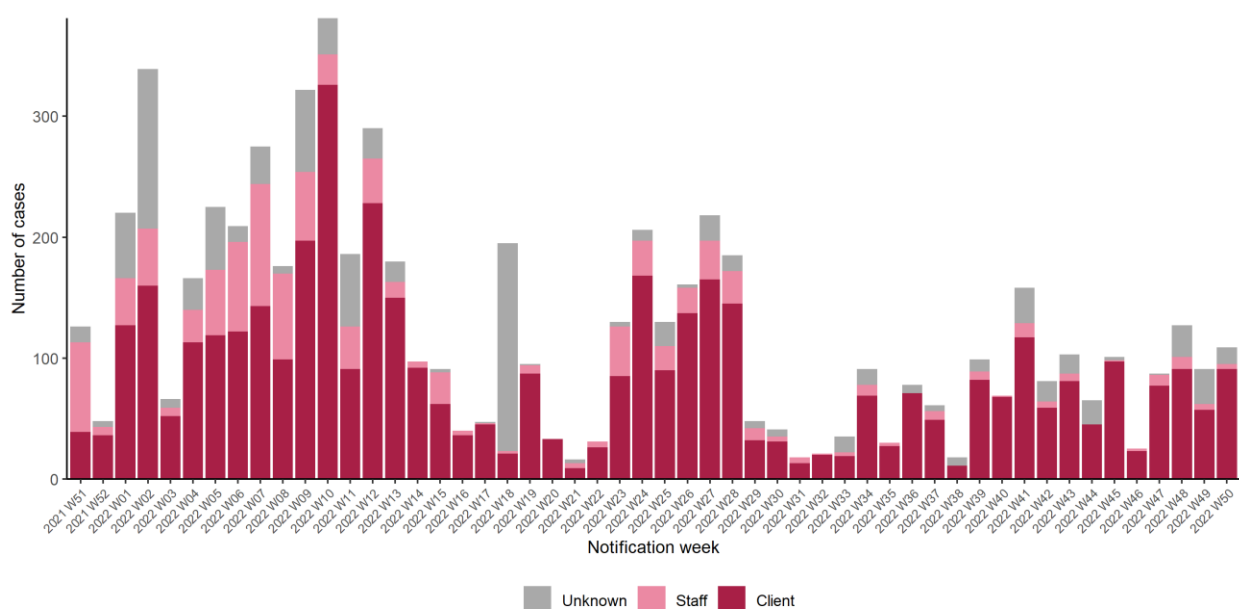
<sup>1</sup> Note re Tables 3-8. Due to the surge in case numbers in early 2022 and changes in testing policy, all outbreak cases may not be linked to their outbreak on CIDR. Due to these changes, an interim measure has been applied whereby the higher number between aggregate and outbreak linked confirmed case numbers is used in outbreak settings. #n/a is used where there were no outbreaks in a category or where there are no confirmed cases currently linked to any outbreak in that category (see technical note 6, [Appendix 2](#))



### Focus on COVID-19 Outbreaks in Acute Hospitals

**Table 4:** Number of COVID-19 outbreaks and laboratory confirmed cases in acute hospital settings in Ireland, Wave 5. *Data source: CIDR*

Outbreak location	Total number of outbreaks week 50	Range in number of confirmed cases# week 50	Total number of outbreaks since start wave 5	Total number of open outbreaks	Range in number of confirmed cases# in open outbreaks
Hospital	32	0 - 10	788	65	0 - 19



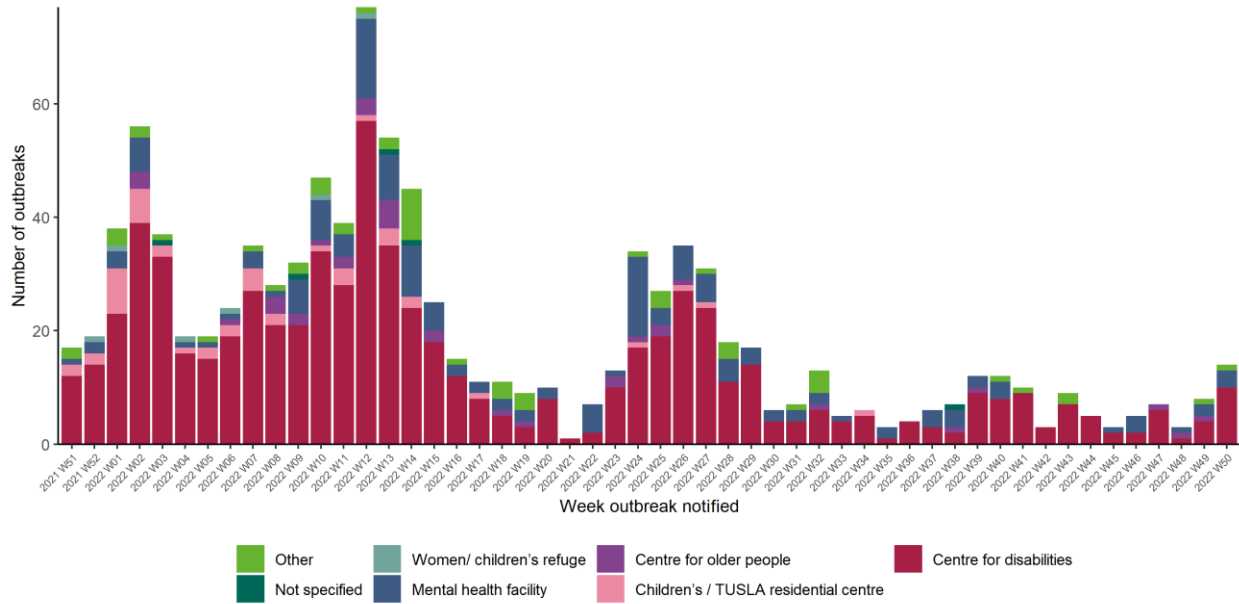
**Figure 4:** Epi-curve of confirmed COVID-19 cases linked to outbreaks in hospitals by staff/client status and date of notification, Wave 5. *Data source: CIDR*

**Focus on COVID-19 Outbreaks in Residential Institutions (please see footnote<sup>2</sup>)**

**Table 5:** Number of COVID-19 outbreaks and laboratory confirmed cases in residential institutions in Ireland, Wave 5. *Data source: CIDR*

Type of residential facility	Total number of outbreaks week 50	Range in number of confirmed cases# week 50	Total number of outbreaks since start wave 5	Total number of open outbreaks	Range in number of confirmed cases# in open outbreaks
Centre for disabilities	10	0 - 9	696	13	0 - 9
Mental health facility	3	0 - 3	153	10	0 - 43
Other	1	12	56	2	12 - 18
Centre for older people	0	0	36	2	<5
Children's / TUSLA residential centre	0	0	46	0	0
Not specified	0	0	5	0	0
Women/ children's refuge	0	0	6	0	0
<b>Total</b>	<b>14</b>	<b>0 - 12</b>	<b>998</b>	<b>27</b>	<b>0 - 43</b>

<sup>2</sup> This section focuses on the following residential settings: Centres for disabilities, Centres for older people, Children's/TUSLA residential centres and mental health facilities. Homeless services, addiction services, direct provision centres and prisons are reported in the Focus on Vulnerable Populations section.

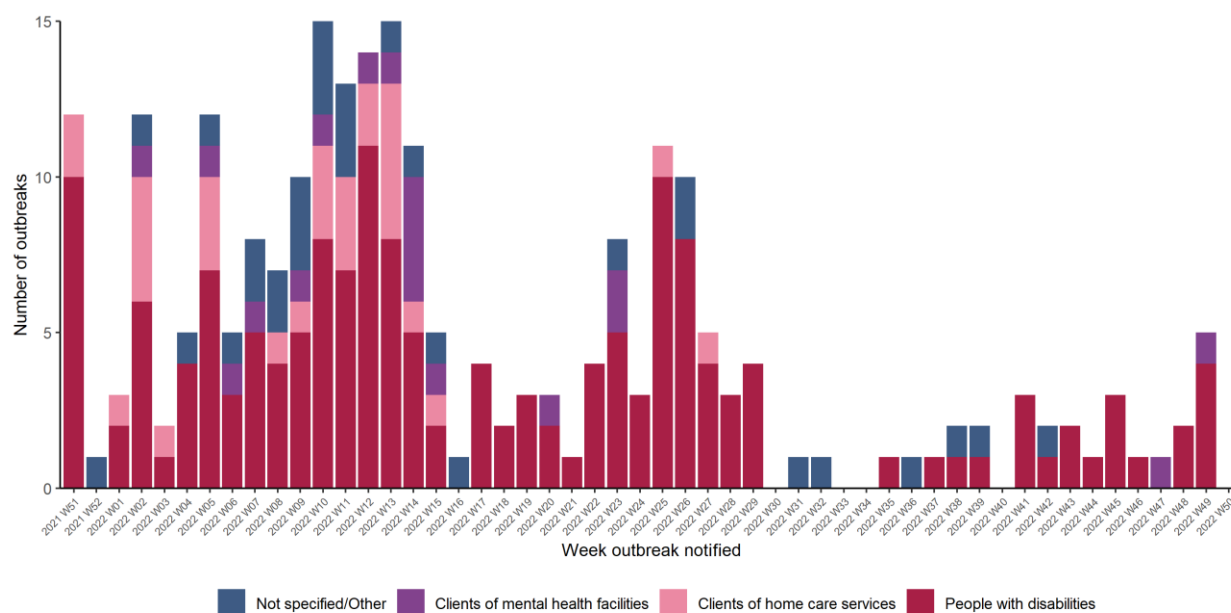


**Figure 5:** Number of COVID-19 outbreaks in residential institutions by type of residential institution in Ireland, Wave 5. *Data source: CIDR*

### Focus on COVID-19 Outbreaks associated with Other Healthcare Settings

**Table 6:** Number of COVID-19 outbreaks and laboratory confirmed cases associated with other healthcare settings in Ireland, Wave 5. *Data source: CIDR*

Outbreak location	Total number of outbreaks week 50	Range in number of confirmed cases# week 50	Total number of outbreaks since start wave 5	Total number of open outbreaks	Range in number of confirmed cases# in open outbreaks
People with disabilities	0	0	162	6	0 - 18
Not specified/Other	0	0	31	0	0
Clients of home care services	0	0	30	0	0
Clients of mental health facilities	0	0	18	1	<5
<b>Total</b>	<b>0</b>	<b>n/a</b>	<b>241</b>	<b>7</b>	<b>0 - 18</b>

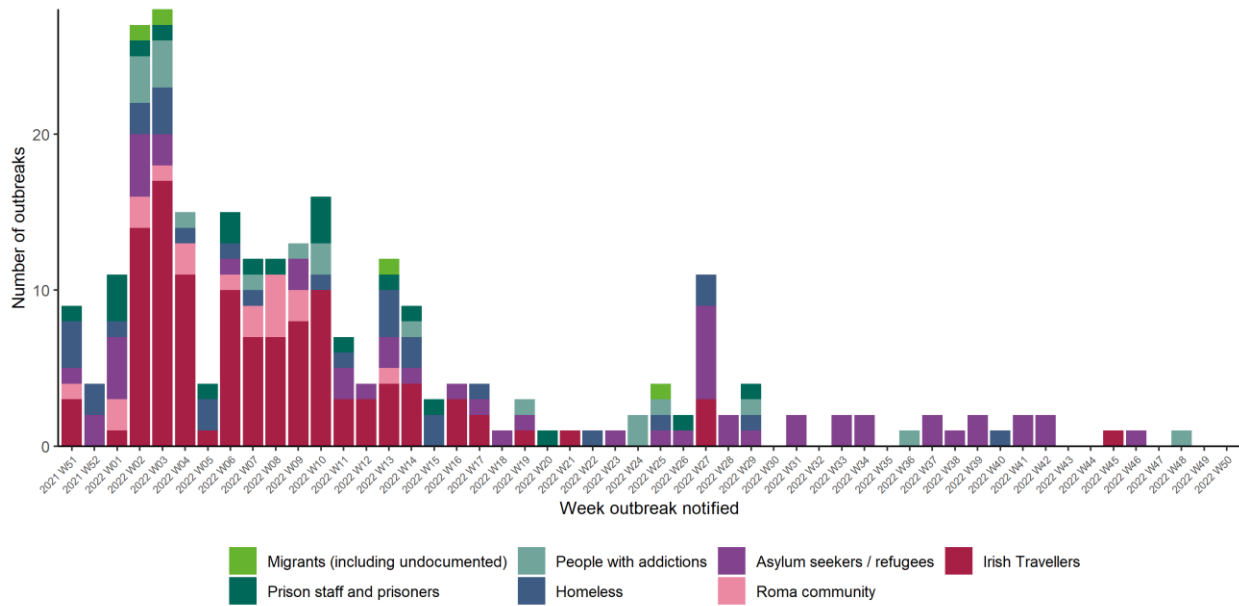


**Figure 6:** Number of COVID-19 outbreaks in ‘Other healthcare’ settings by type of setting in Ireland, Wave 5. *Data source: CIDR*

### Focus on COVID-19 Outbreaks associated Other Vulnerable Populations

**Table 7:** Number of COVID-19 outbreaks and laboratory confirmed cases in settings involving vulnerable populations, including: the Irish Traveller community; Roma community; asylum seekers/refugees; migrants (including undocumented); the homeless; people with addictions and; prison staff/prisoners in Ireland, Wave 5. *Data source: CIDR*

Vulnerable populations	Total number of outbreaks week 50	Range in number of confirmed cases# week 50	Total number of outbreaks since start wave 5	Total number of open outbreaks	Range in number of confirmed cases# in open outbreaks
Asylum seekers / refugees	0	0	54	5	2 - 7
Homeless	0	0	32	0	0
Irish Travellers	0	0	114	0	0
Migrants (including undocumented)	0	0	4	0	0
People with addictions	0	0	19	1	18
Prison staff and prisoners	0	0	21	0	0
Roma community	0	0	18	0	0
<b>Total</b>	<b>0</b>	<b>n/a</b>	<b>262</b>	<b>6</b>	<b>2 - 18</b>

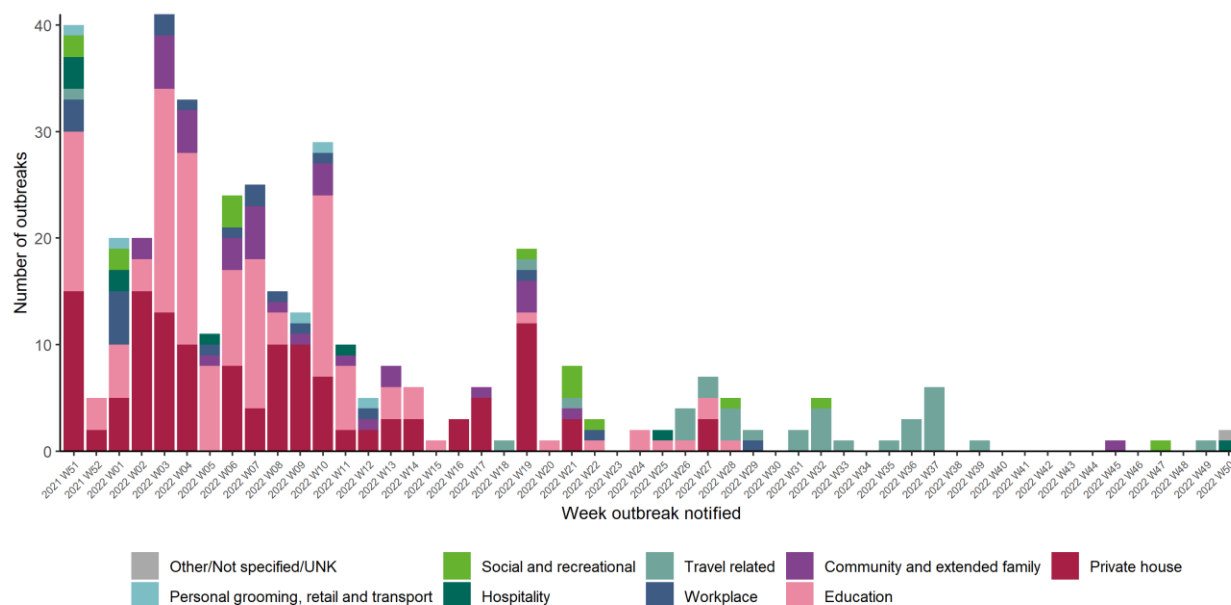


**Figure 7:** Number of COVID-19 outbreaks associated with other vulnerable populations in Ireland, Wave 5. *Data source: CIDR*

### Focus on COVID-19 Outbreaks associated with Other settings

**Table 8:** Number of COVID-19 outbreaks in other settings in Ireland, Wave 5. *Data source: CIDR*

Outbreak location category	Total number of outbreaks since start wave 5
Community and extended family	35
Education	139
Hospitality	9
Other/Not specified/UNK	1
Personal grooming, retail and transport	5
Private house	135
Social and recreational	15
Travel related	32
Workplace	22
<b>Total</b>	<b>393</b>



**Figure 8:** Number of COVID-19 outbreaks in other settings in Ireland, Wave 5. *Data source: CIDR*

## Appendix 1

**Table A:** Number of COVID-19 outbreaks notified in Ireland by outbreak location and closure status from Week 10 2020 to Week 50, 2022, N=25,193. *Data source: CIDR*



Outbreak location	Closed	Open	Total
Comm. Hosp/Long-stay unit	265	24	289
Hospital	1,338	66	1,404
Nursing home	1,809	98	1,907
Other healthcare service	561	7	568
Residential institution	2,016	33	2,049
Childcare facility	653	0	653
School	1,395	1	1,396
University/College	68	0	68
Workplace	1,267	0	1,267
Travel related	293	13	306
Guest house / B and B	14	0	14
Hotel	112	0	112
Public house	117	1	118
Restaurant / Cafe	223	0	223
Other recreation activity	30	0	30
Sporting activity/fitness	95	0	95
Social gathering	287	5	292
Religious/Other ceremony	140	4	144
Extended family	838	117	955
Community outbreak	526	3	529
Personal grooming service	48	0	48
Transport	66	1	67
Retail outlet	388	0	388
Private house	6,839	5,377	12,216
Other	44	2	46
Unknown	5	0	5
Not Specified	4	0	4
<b>Total</b>	<b>19,441</b>	<b>5,752</b>	<b>25,193</b>

## Appendix 2

### Technical Notes

1. Data are based on statutory notifications and were extracted from the National Computerised Infectious Disease Reporting (CIDR) system. Data are provisional and subject to ongoing review, validation and update. As a result, figures in this report may differ from previously published figures.
2. For surveillance purposes, the following COVID-19 outbreak definition is used for notifying **Confirmed**<sup>3</sup> COVID-19 outbreaks/clusters:
  - There is a cluster/outbreak, with two or more cases of laboratory confirmed COVID-19 infection regardless of symptom status. This includes cases with symptoms and cases who are asymptomatic.OR
  - There is a cluster/outbreak, with two or more cases of illness with symptoms consistent with COVID-19 infection (as per the COVID-19 case definition), and at least one person is a confirmed case of COVID-19.
3. This report includes confirmed and suspected COVID-19 outbreaks.
4. An “Open” or “Closed” outbreak is defined as an outbreak where the outbreak status is “Open” or “Closed” on CIDR. In order to declare an outbreak “Closed” the outbreak location should not have experienced any new cases of infection which meet the case definition for a period of 28 days (two incubation periods).
5. Outbreak type (family/general) indicates whether an outbreak is confined to a family (family outbreak) or affects members of more than one household (general outbreak).
6. The “range in number of cases” presented in Tables 3 to 8 is based on laboratory confirmed cases linked to an outbreak in CIDR. The priority is to notify outbreaks to CIDR in a timely fashion and, while every effort is made to link cases to outbreaks as quickly as possible, there can sometimes be a delay in linking cases to the outbreak. Ranges in number of cases that include “0” include outbreaks that currently have no linked cases. Data in CIDR are continuously reviewed and updated and this includes the identification and linking of outbreak-associated cases.

---

<sup>3</sup> From September 21<sup>st</sup> 2020, suspected COVID outbreaks should be reported with the disease category ‘Acute Respiratory Infection (ARI)’. If one or more cases linked to the outbreak are subsequently confirmed as COVID-19, the ARI outbreak should be reclassified to being a COVID-19 outbreak. Outbreaks of suspected COVID-19 which were notified before September 21<sup>st</sup> 2020, and met the previous COVID-19 outbreak definition should remain as COVID-19 outbreaks on CIDR. The COVID-19 case definition is detailed on the [HPSC website](#)