

Epidemiology of COVID-19 Outbreaks/Clusters in Ireland - Weekly Report. Week 32, 2022

Weekly COVID-19 Outbreak Report for week ending 13/08/2022

Prepared by HPSC on 17/08/2022

Please note: Data are provisional and confidential

This report includes data extracted from the Computerised Infectious Disease Reporting (CIDR) on 17/08/2022 up to midnight 13/08/2022.

Reference dates:

Waves	Dates
Wave 1 (Week 10 – 31 2020)	01/03/2020 – 01/08/2020
Wave 2 (Week 32 – 47 2020)	02/08/2020 – 21/11/2020
Wave 3 (Week 48 2020 – Week 25 2021)	22/11/2020 – 26/06/2021
Wave 4 (Week 26 – 50 2021)	27/06/2021 – 18/12/2021
Wave 5 (Week 51 2021 onwards)	19/12/2021 onwards

The HPSC Epidemiology of COVID-19 Data Hub provides data on non-private household outbreaks. The [Data Hub](#) is updated weekly on Wednesdays.

Regional Departments of Public Health are currently prioritising the investigation and reporting of outbreaks in settings that benefit most from public health and clinical intervention. These settings include acute hospitals, nursing homes, community hospital/long-stay units, residential institutions, other healthcare settings, vulnerable populations, special educational needs schools/classes and childcare facilities. For this reason, outbreaks in other settings may be underestimated. This report focuses on these key settings/groups.

In addition, due to the surge in case numbers in early 2022 and changes in testing policy, all outbreak cases may not be linked to their outbreak on CIDR. Due to these changes, an interim measure has been applied whereby the higher number between aggregate and outbreak linked confirmed case numbers is used in outbreak settings (report pages 9-19).

Due to the cyber-attack on the HSE IT systems on 14/05/2021, CIDR was unavailable for the reporting of COVID-19 outbreaks from 14/05/2021 to the 28/06/2021. As a result, there has been a delay in reporting for many outbreaks on CIDR. To account for this, outbreak week for all outbreaks created between May 14th and October 9th 2021 is based on the following algorithm: earliest of 1. outbreak recognition date; 2. first reported date; 3. outbreak created date. Outbreak week is based on outbreak created date for all outbreaks created on or before May 13th 2021, and on or after October 10th 2021.



Please note COVID-19 outbreaks and cases are continuously validated/updated on CIDR.

The COVID-19 outbreak definition is available in [Appendix 2](#) of this report and on the [HPSC website](#).

Sincere thanks are extended to all those who are participating in the collection of data and reporting of data used in these reports. This includes the HSE COVID-19 Contact Management Programme (CMP), staff in ICU units, notifying clinicians, laboratory staff, public health doctors, nurses, surveillance scientists, microbiologists and administrative staff.

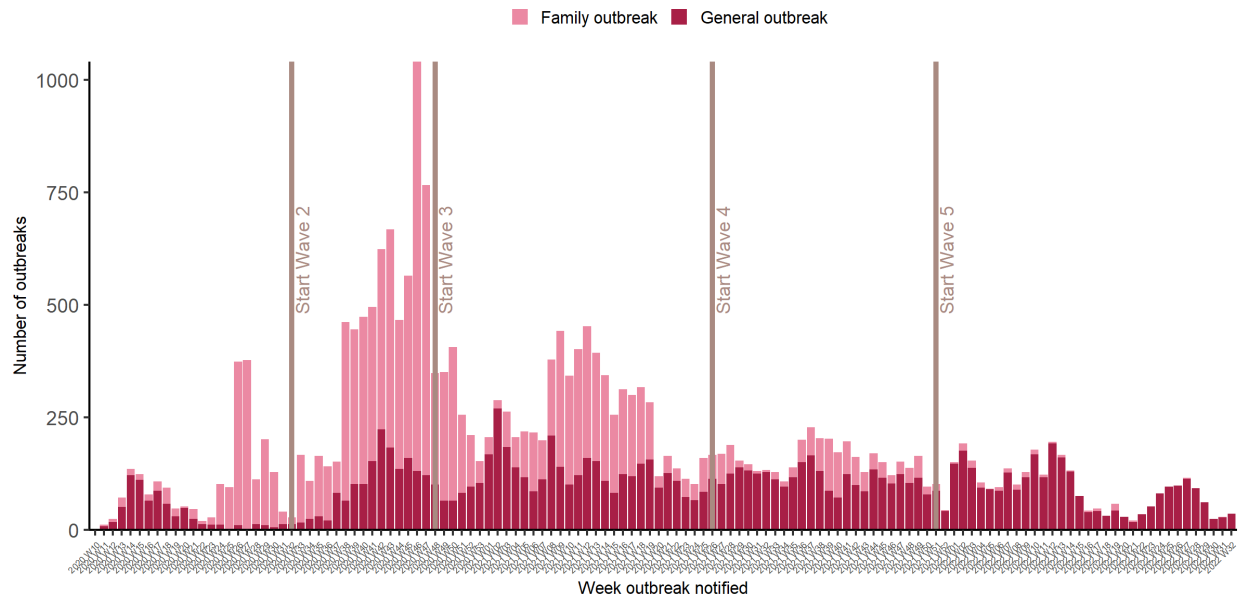


Figure 1: Epi-curve of COVID-19 outbreaks in all settings notified in Ireland by week of notification and outbreak type (see technical note 5, [Appendix 2](#)) to end Week 32 2022, N=24,416. Vertical lines indicate the timeline of epidemic waves of COVID-19 infection in Ireland. Second wave of infection commenced in Week 32 2020 (week beginning 02/08/2020); the third wave commenced in Week 48 2020 (week beginning 22/11/2020); the fourth wave commenced Week 51 2021 (week beginning 27/06/2021); the fifth wave commenced Week 51 2021 (week beginning 19/12/2021)). *Data source: CIDR*

Key points

24,416 COVID-19 outbreaks have been reported in Ireland since Week 10, 2020 (Figure 1, [Appendix 1](#)).

Summary Wave 5 (Week 51 2021 to Week 32 2022)

3,109 COVID-19 outbreaks have been reported from Week 51 2021 onwards and key outbreak locations are as follows:

- 534 (17.2%) were reported in hospitals
- 868 (27.9%) were reported in nursing homes
- 135 (4.3%) were reported in community hospital/long-stay units
- 981 (31.6%) were reported in residential institutions
- 215 (6.9%) were reported in 'other' healthcare services
- 122 (3.9%) were reported in schools
- 14 (0.5%) were reported in childcare facilities
- 240 (7.7%) were reported in a range of other settings

2,920 outbreaks have been closed and **189** are open (See [Appendix 1](#), Table A for breakdown of outbreaks by location and outbreak status. Note that it is common practice not to close private house outbreaks on CIDR due to the large volume of outbreaks in this category).

Summary Week 32 2022

In **Week 32 2022**, there were **35** COVID-19 outbreaks notified.

The overall number of outbreaks notified in Week 32 2022 increased by 7 compared to Week 31 2022. There were:

- 5 outbreaks associated with acute hospitals notified
- 9 outbreaks associated with nursing homes notified
- 2 outbreaks associated with community hospital/long-stay units notified
- 13 outbreaks associated with residential institutions notified
- 1 outbreak associated with other healthcare services notified
- 5 outbreaks associated with other settings notified

COVID-19 Outbreaks/Clusters in Residential Facilities and Hospital settings in Ireland

A summary of COVID-19 outbreaks linked to nursing homes, acute hospitals, community hospital/long-stay units, and other residential institutions is shown in Figure 2 and in the subsequent “Focus” sections, Tables 3-5 and Figures 3-5.

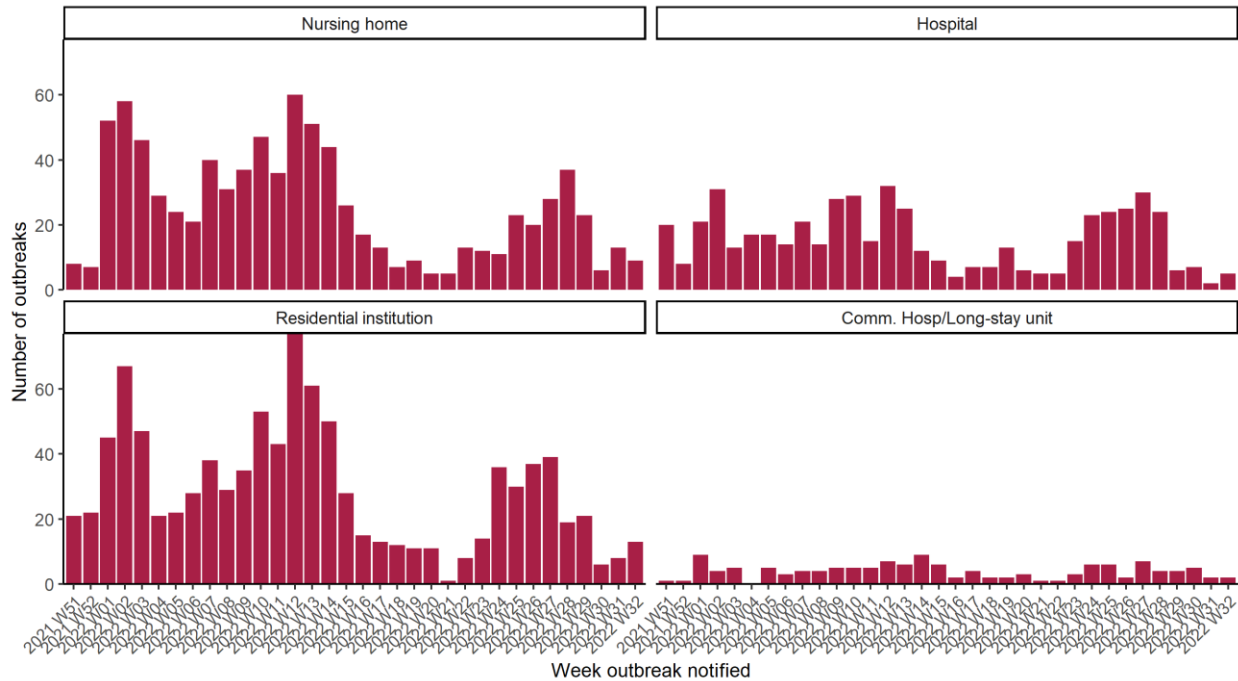


Figure 2: Epi-curve of COVID-19 outbreaks in: Acute Hospitals, Nursing Homes, Community Hospitals/Long-stay units and Residential institutions notified in Ireland by week of notification, Wave 5. *Data source: CIDR*

Table 1: Number of COVID-19 outbreaks notified in Ireland by outbreak location and by week of notification Wave 5, and difference in number of outbreaks notified in Week 32 2022 compared to the previous week, N=3,109. *Data source: CIDR*

Outbreak location	Total Week 51 2021 - Week 24 2022	2022 W25	2022 W26	2022 W27	2022 W28	2022 W29	2022 W30	2022 W31	2022 W32	Difference in number of outbreaks notified since last week	Total wave 5: Week 51 2021 - Week 32 2022
Residential institution	808	30	37	39	19	21	6	8	13	5	981
Hospital	411	24	25	30	24	6	7	2	5	3	534
Other healthcare service	179	11	10	5	3	5	0	1	1	0	215
Nursing home	709	23	20	28	37	23	6	13	9	-4	868
Comm. Hosp/Long-stay unit	103	6	2	7	4	4	5	2	2	0	135
Other school type	26	0	0	0	0	0	0	0	0	0	26
Special education	91	1	1	2	1	0	0	0	0	0	96
Total School	117	1	1	2	1	0	0	0	0	0	122
Childcare facility	14	0	0	0	0	0	0	0	0	0	14
Other location	218	1	3	5	4	2	0	2	5	3	240
Total	2,559	96	98	116	92	61	24	28	35	7	3,109

Table 2A: Number of COVID-19 outbreaks by outbreak location and HSE-Area notified in Ireland, Wave 5. N=3,109. *Data source: CIDR*

Outbreak location	HSE E	HSE M	HSE MW	HSE NE	HSE NW	HSE SE	HSE S	HSE W	Total
Nursing home	285	52	88	85	37	100	107	114	868
Residential institution	263	61	90	151	87	132	135	62	981
Hospital	236	7	49	66	55	33	33	55	534
Other healthcare service	30	3	29	36	11	21	56	29	215
Comm. Hosp/Long-stay unit	15	0	21	1	26	22	39	11	135
Other school type	12	1	1	3	2	0	6	1	26
Special education	20	3	21	7	6	7	28	4	96
Total School	32	4	22	10	8	7	34	5	122
Childcare facility	1	1	1	1	3	1	4	2	14
Other location	10	1	44	31	8	3	56	87	240
Total	872	129	344	381	235	319	464	365	3,109

Table 2B: Number of COVID-19 outbreaks by outbreak location and HSE-Area notified in Ireland during Week 32 2022, N=35. *Data source: CIDR*

Outbreak location	HSE E	HSE NE	HSE NW	HSE SE	HSE S	HSE W	HSE MW	Total
Hospital	3	1	1	0	0	0	0	5
Nursing home	0	0	2	2	3	2	0	9
Comm. Hosp/Long-stay unit	0	0	0	0	2	0	0	2
Residential institution	5	0	2	4	2	0	0	13
Other healthcare service	0	0	0	0	1	0	0	1
Other school type	0	0	0	0	0	0	0	0
Special education	0	0	0	0	0	0	0	0
Total School	0	0	0	0	0	0	0	0
Childcare facility	0	0	0	0	0	0	0	0
Other location	0	0	0	0	4	0	1	5
Total	8	1	5	6	12	2	1	35

Focus on COVID-19 Outbreaks in Nursing Homes and Community Hospitals

Table 3: Number of COVID-19 outbreaks and laboratory confirmed cases¹. in nursing homes and community hospital/long-stay units in Ireland, Wave 5. *Data source: CIDR*

Outbreak location	Total number of outbreaks week 32	Range in number of confirmed cases# week 32	Total number of outbreaks since start wave 5	Total number of open outbreaks	Range in number of confirmed cases# in open outbreaks
Nursing home	9	0 - 7	868	60	0 - 27
Comm. Hosp/Long-stay unit	2	3 - 5	135	9	2 - 24
Total	11	0 - 7	1,003	69	0 - 27

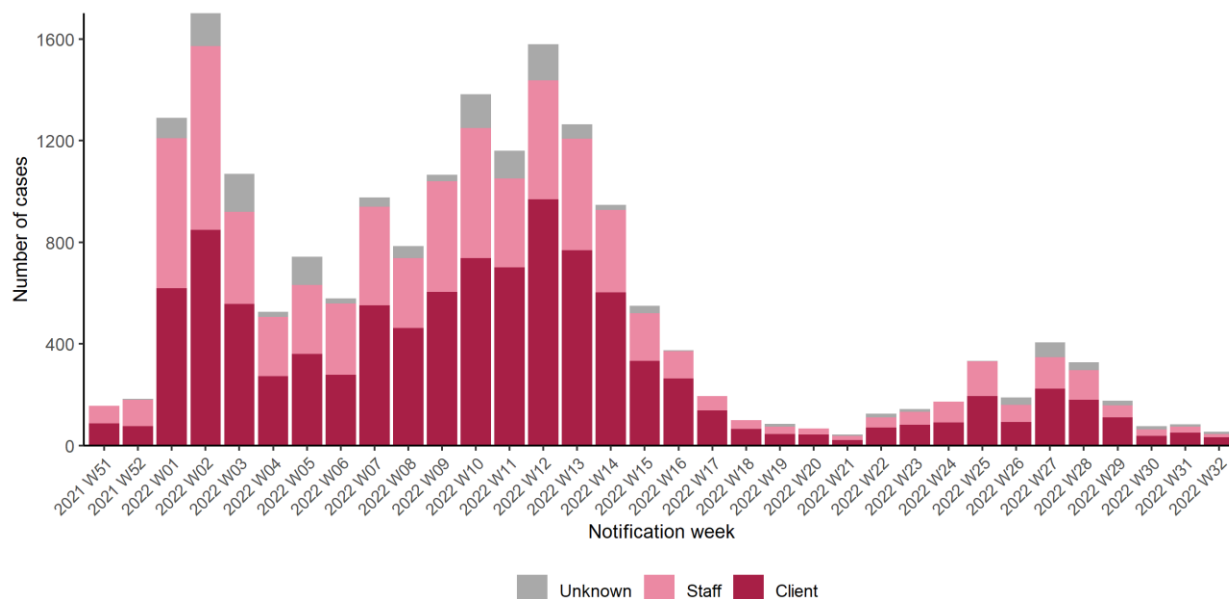


Figure 3: Epi-curve of confirmed COVID-19 cases linked to outbreaks in nursing homes and community hospital/long-stay units by staff/client status and date of notification, Wave 5. *Data source: CIDR*

¹ Note re Tables 3-8. Due to the surge in case numbers in early 2022 and changes in testing policy, all outbreak cases may not be linked to their outbreak on CIDR. Due to these changes, an interim measure has been applied whereby the higher number between aggregate and outbreak linked confirmed case numbers is used in outbreak settings. #n/a is used where there were no outbreaks in a category or where there are no confirmed cases currently linked to any outbreak in that category (see technical note 6, [Appendix 2](#))

Focus on COVID-19 Outbreaks in Acute Hospitals

Table 4: Number of COVID-19 outbreaks and laboratory confirmed cases in acute hospital settings in Ireland, Wave 5. *Data source: CIDR*

Outbreak location	Total number of outbreaks week 32	Range in number of confirmed cases# week 32	Total number of outbreaks since start wave 5	Total number of open outbreaks	Range in number of confirmed cases# in open outbreaks
Hospital	5	2 - 5	534	49	2 - 48

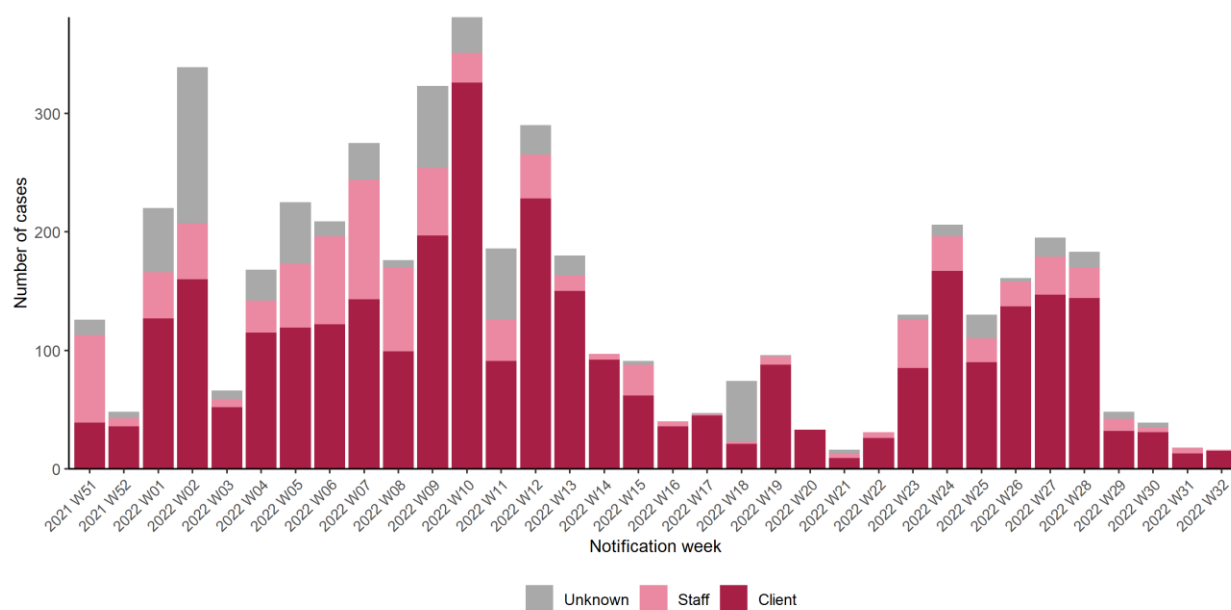


Figure 4: Epi-curve of confirmed COVID-19 cases linked to outbreaks in hospitals by staff/client status and date of notification, Wave 5. *Data source: CIDR*

Focus on COVID-19 Outbreaks in Residential Institutions (please see footnote²)

Table 5: Number of COVID-19 outbreaks and laboratory confirmed cases in residential institutions in Ireland, Wave 5. *Data source: CIDR*

Type of residential facility	Total number of outbreaks week 32	Range in number of confirmed cases# week 32	Total number of outbreaks since start wave 5	Total number of open outbreaks	Range in number of confirmed cases# in open outbreaks
Centre for disabilities	6	0 - 5	611	15	0 - 8
Other	4	2 - 14	46	4	2 - 14
Mental health facility	2	2 - 6	129	12	2 - 43
Centre for older people	1	<5	31	1	<5
Children's / TUSLA residential centre	0	0	45	0	0
Not specified	0	0	4	0	0
Women/ children's refuge	0	0	6	0	0
Total	13	0 - 14	872	32	0 - 43

² This section focuses on the following residential settings: Centres for disabilities, Centres for older people, Children's/TUSLA residential centres and mental health facilities. Homeless services, addiction services, direct provision centres and prisons are reported in the Focus on Vulnerable Populations section.

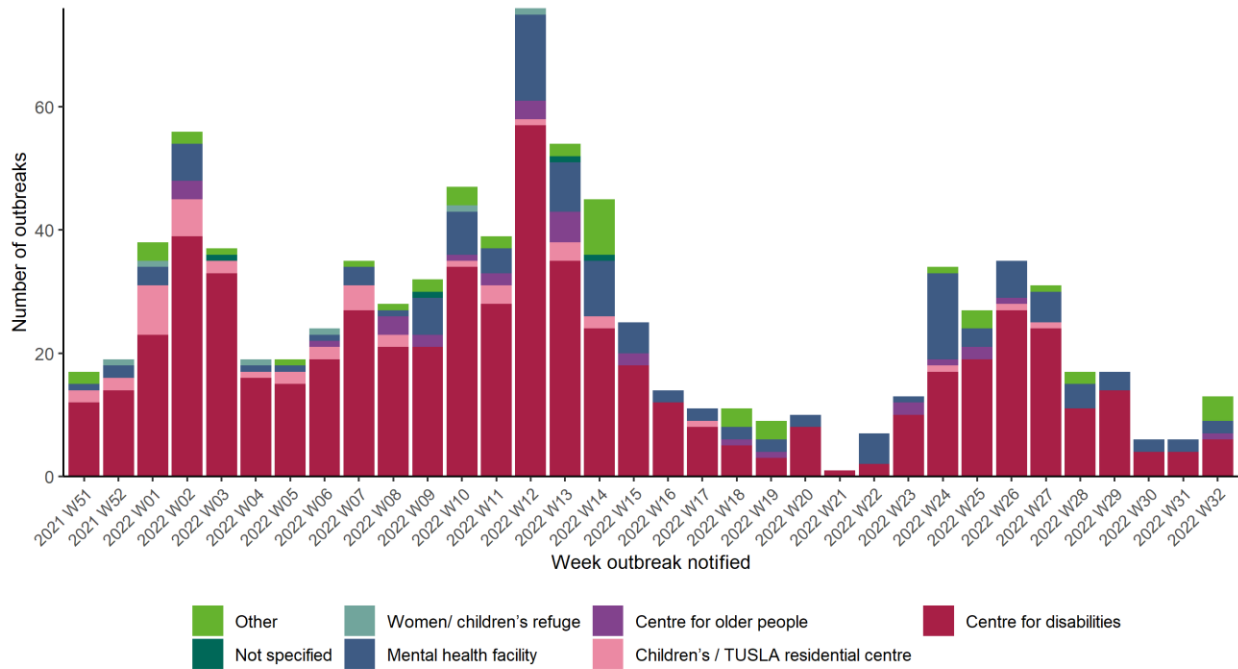


Figure 5: Number of COVID-19 outbreaks in residential institutions by type of residential institution in Ireland, Wave 5. *Data source: CIDR*

Focus on COVID-19 Outbreaks associated with Other Healthcare Settings

Table 6: Number of COVID-19 outbreaks and laboratory confirmed cases associated with other healthcare settings in Ireland, Wave 5. *Data source: CIDR*

Outbreak location	Total number of outbreaks week 32	Range in number of confirmed cases# week 32	Total number of outbreaks since start wave 5	Total number of open outbreaks	Range in number of confirmed cases# in open outbreaks
People with disabilities	0	0	141	3	0 - 15
Clients of home care services	0	0	30	0	0
Not specified/Other	1	<5	27	2	2 - 5
Clients of mental health facilities	0	0	17	1	<5
Total	1	<5	215	6	0 - 15

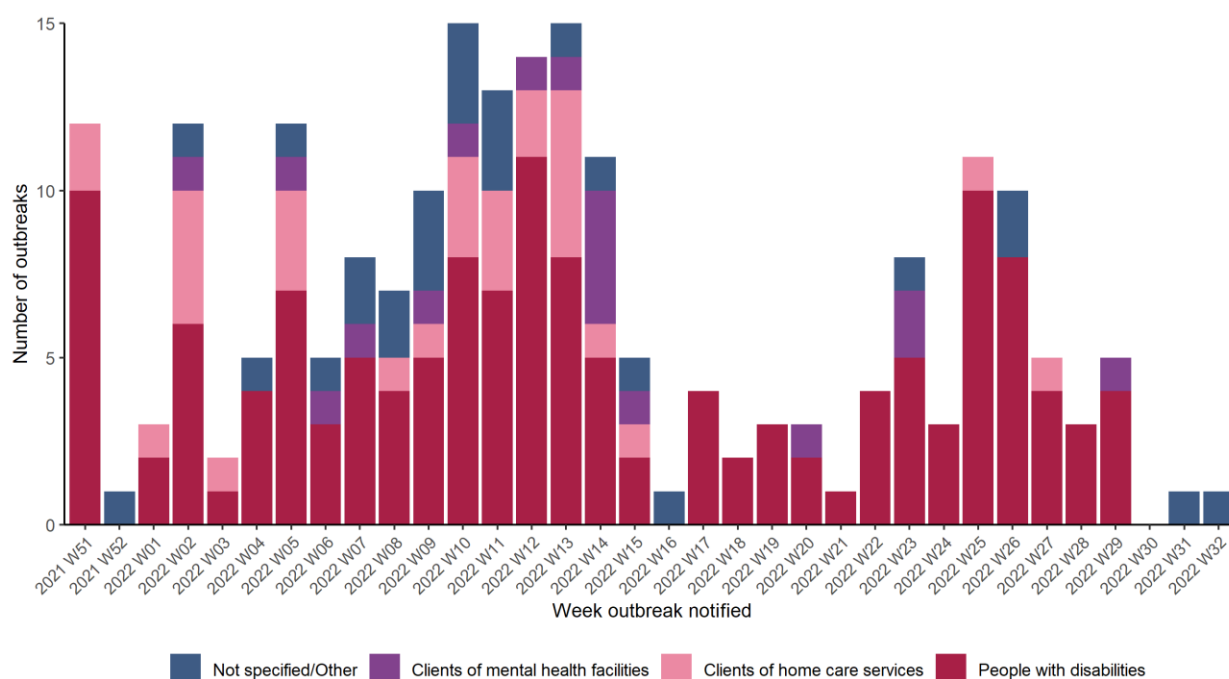


Figure 6: Number of COVID-19 outbreaks in 'Other healthcare' settings by type of setting in Ireland, Wave 5. *Data source: CIDR*

Focus on COVID-19 Outbreaks associated Other Vulnerable Populations

Table 7: Number of COVID-19 outbreaks and laboratory confirmed cases in settings involving vulnerable populations, including: the Irish Traveller community; Roma community; asylum seekers/refugees; migrants (including undocumented); the homeless; people with addictions and; prison staff/prisoners in Ireland, Wave 5. *Data source: CIDR*

Vulnerable populations	Total number of outbreaks week 32	Range in number of confirmed cases# week 32	Total number of outbreaks since start wave 5	Total number of open outbreaks	Range in number of confirmed cases# in open outbreaks
Asylum seekers / refugees	0	0	40	5	2 - 24
Homeless	0	0	31	0	0
Irish Travellers	0	0	113	15	2 - 14
Migrants (including undocumented)	0	0	4	0	0
People with addictions	0	0	17	1	5
Prison staff and prisoners	0	0	21	3	6 - 22
Roma community	0	0	18	1	<5
Total	0	n/a	244	25	2 - 24

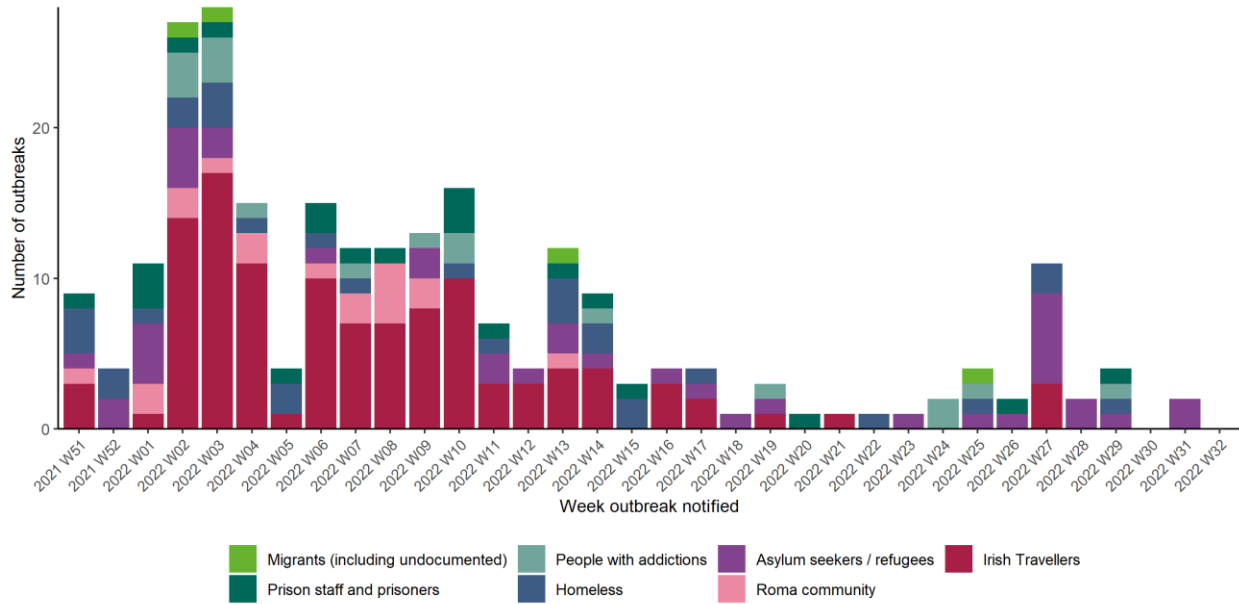


Figure 7: Number of COVID-19 outbreaks associated with other vulnerable populations in Ireland, Wave 5. *Data source: CIDR*

Focus on COVID-19 Outbreaks associated with School Children (+/- staff), and Childcare Facilities

Table 8: Number of COVID-19 outbreaks and laboratory confirmed cases associated with school children (+/- staff) and childcare facilities in Ireland, Wave 5. *Data source: CIDR*

Type of educational facility	Total number of outbreaks week 32	Range in number of confirmed cases# week 32	Total number of outbreaks since start wave 5	Total number of open outbreaks	Range in number of confirmed cases# in open outbreaks
Childcare facility	0	0	14	0	0
Other school type	0	0	26	0	0
Special education	0	0	96	1	5
Total	0	n/a	136	1	5

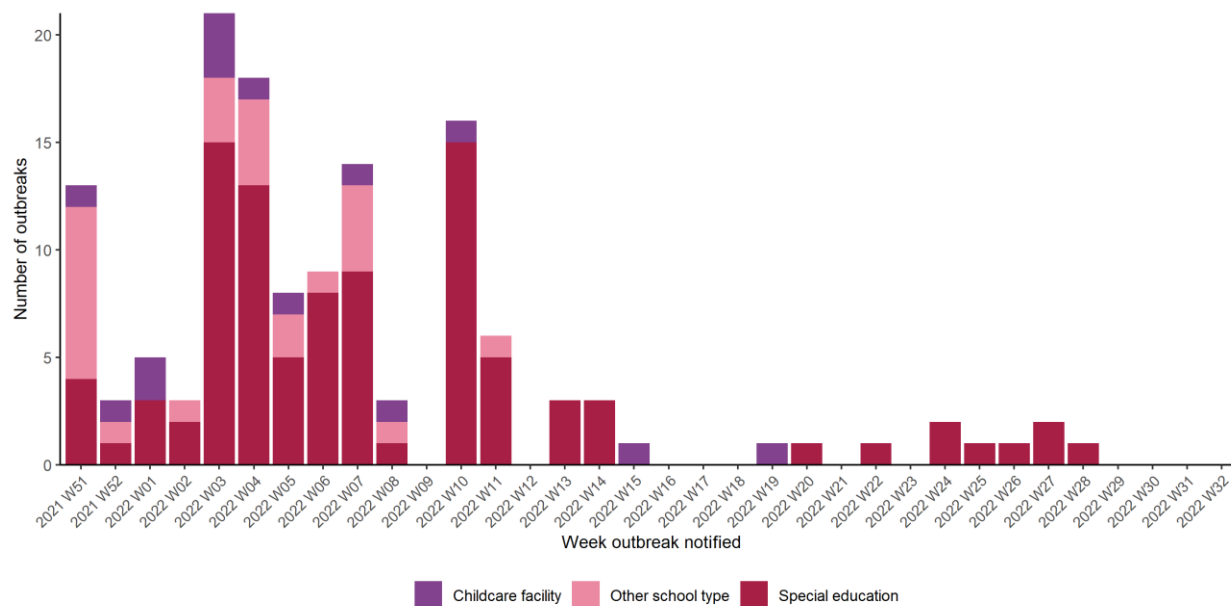


Figure 8: Number of COVID-19 outbreaks in school and childcare facility settings in Ireland, Wave 5. *Data source: CIDR*

Appendices

Appendix 1

Table A: Number of COVID-19 outbreaks notified in Ireland by outbreak location and closure status from Week 10 2020 to Week 32, 2022, N=24,416. *Data source: CIDR*

Outbreak location	Closed	Open	Total
Comm. Hosp/Long-stay unit	227	9	236
Hospital	1,100	50	1,150
Nursing home	1,557	60	1,617
Other healthcare service	536	6	542
Residential institution	1,871	41	1,912
Childcare facility	653	0	653
School	1,394	2	1,396
University/College	68	0	68
Workplace	1,267	0	1,267
Travel related	276	17	293
Guest house / B and B	14	0	14
Hotel	112	0	112
Public house	117	0	117
Restaurant / Cafe	223	0	223
Other recreation activity	30	0	30
Sporting activity/fitness	95	0	95
Social gathering	286	5	291
Religious/Other ceremony	140	4	144
Extended family	832	122	954
Community outbreak	526	3	529
Personal grooming service	48	0	48
Transport	66	1	67
Retail outlet	388	0	388
Private house	6,821	5,397	12,218

Outbreak location	Closed	Open	Total
Other	42	1	43
Unknown	5	0	5
Not Specified	4	0	4
Total	18,698	5,718	24,416

Appendix 2

Technical Notes

1. Data are based on statutory notifications and were extracted from the National Computerised Infectious Disease Reporting (CIDR) system. Data are provisional and subject to ongoing review, validation and update. As a result, figures in this report may differ from previously published figures.
2. For surveillance purposes, the following COVID-19 outbreak definition is used for notifying **Confirmed**³ COVID-19 outbreaks/clusters:
 - There is a cluster/outbreak, with two or more cases of laboratory confirmed COVID-19 infection regardless of symptom status. This includes cases with symptoms and cases who are asymptomatic.OR
 - There is a cluster/outbreak, with two or more cases of illness with symptoms consistent with COVID-19 infection (as per the COVID-19 case definition), and at least one person is a confirmed case of COVID-19.
3. This report includes confirmed and suspected COVID-19 outbreaks.
4. An “Open” or “Closed” outbreak is defined as an outbreak where the outbreak status is “Open” or “Closed” on CIDR. In order to declare an outbreak “Closed” the outbreak location should not have experienced any new cases of infection which meet the case definition for a period of 28 days (two incubation periods).
5. Outbreak type (family/general) indicates whether an outbreak is confined to a family (family outbreak) or affects members of more than one household (general outbreak).
6. The “range in number of cases” presented in Tables 3 to 8 is based on laboratory confirmed cases linked to an outbreak in CIDR. The priority is to notify outbreaks to CIDR in a timely fashion and, while every effort is made to link cases to outbreaks as quickly as possible, there can sometimes be a delay in linking cases to the outbreak. Ranges in number of cases that include “0” include outbreaks that currently have no linked cases. Data in CIDR are continuously reviewed and updated and this includes the identification and linking of outbreak-associated cases.

³ From September 21st 2020, suspected COVID outbreaks should be reported with the disease category ‘Acute Respiratory Infection (ARI)’. If one or more cases linked to the outbreak are subsequently confirmed as COVID-19, the ARI outbreak should be reclassified to being a COVID-19 outbreak. Outbreaks of suspected COVID-19 which were notified before September 21st 2020, and met the previous COVID-19 outbreak definition should remain as COVID-19 outbreaks on CIDR. The COVID-19 case definition is detailed on the [HPSC website](#)