

# Epidemiology of COVID-19 Outbreaks/Clusters in Ireland

## Weekly Report

Prepared by HPSC on 11<sup>th</sup> May 2021

**Week 18 2021 (week ending 8<sup>th</sup> May 2021)**

### Note: Data are provisional

This report includes data extracted from CIDR on 10<sup>th</sup> May 2021 at 08:30am and includes COVID-19 outbreaks notified on CIDR up to midnight 08/05/2021.

<b>Total Number of COVID-19 outbreaks notified since week 10 2020:</b>	<b>16,113</b>
<b>Number of COVID-19 outbreaks notified from week 48:</b>	<b>7,085</b>
<b>Number of COVID-19 outbreaks notified since week 48 OPEN:</b>	<b>3,260</b>
<b>Number of COVID-19 outbreaks notified since week 48 CLOSED:</b>	<b>3,825</b>
<b>Number of COVID-19 outbreaks notified in week 18 2021:</b>	<b>311</b>

<b>Waves (weeks)</b>	<b>Dates</b>
Wave 1 (weeks 10-31 2020)	01/03/2020 – 01/08/2020
Wave 2 (week 32-47 2020)	02/08/2020 – 21/11/2020
Wave 3 (week 48 2020 onwards)	22/11/2020 onwards

The COVID-19 outbreak definition is available in appendix 3 of this report and on the HPSC website at: <https://www.hpsc.ie/a-z/respiratory/coronavirus/novelcoronavirus/casedefinitions/covid-19outbreakcasedefinitionforireland/>

Please note COVID-19 outbreaks and cases are continuously validated/updated on Ireland's national Computerised Infectious Disease Reporting System (CIDR).

Sincere thanks are extended to all those who are participating in the collection of data and reporting of data used in these reports. This includes the HSE COVID-19 Contact Management Programme (CMP), staff in ICU units, notifying clinicians, laboratory staff, public health doctors, nurses, surveillance scientists, microbiologists and administrative staff.

### Summary (week 48 2020 to week 18 2021)

**7,085** outbreaks have been reported from week 48 2020 onwards (week beginning 22/11/2020; third wave of COVID-19 infection in Ireland) and key outbreak locations are as follows:

- 3,871 (55%) were reported in private houses\*
- 242 (3.4%) were reported in hospitals
- 238 (3.4%) were reported in nursing homes
- 21 (0.3%) were reported in community hospital/long-stay units
- 339 (4.8%) were reported in residential institutions
- 2,374 (34%) were reported in a range of other settings, including workplaces (n=429; 6.1%), other healthcare services (n=135; 1.9%); travel/transport related settings (n=113; 1.6%), retail outlet (n=124; 1.8%) and restaurant/café (n=52; 0.7%). See Table 1 for further details.

3,825 outbreaks have been closed and 3,260 outbreaks are open (2,350 private house outbreaks and 910 outbreaks in all other locations) (See Appendix 1, Table A for breakdown of outbreaks by location and outbreak status. Note that it is common practice not to close private house outbreaks on CIDR due to the large volume of outbreaks in this category.)

16,113 COVID-19 outbreaks have been reported in Ireland since week 10, 2020 (Figure 1).

### Summary (week 18, 2021)

In **week 18 2021**, there were **311** COVID-19 outbreaks notified:

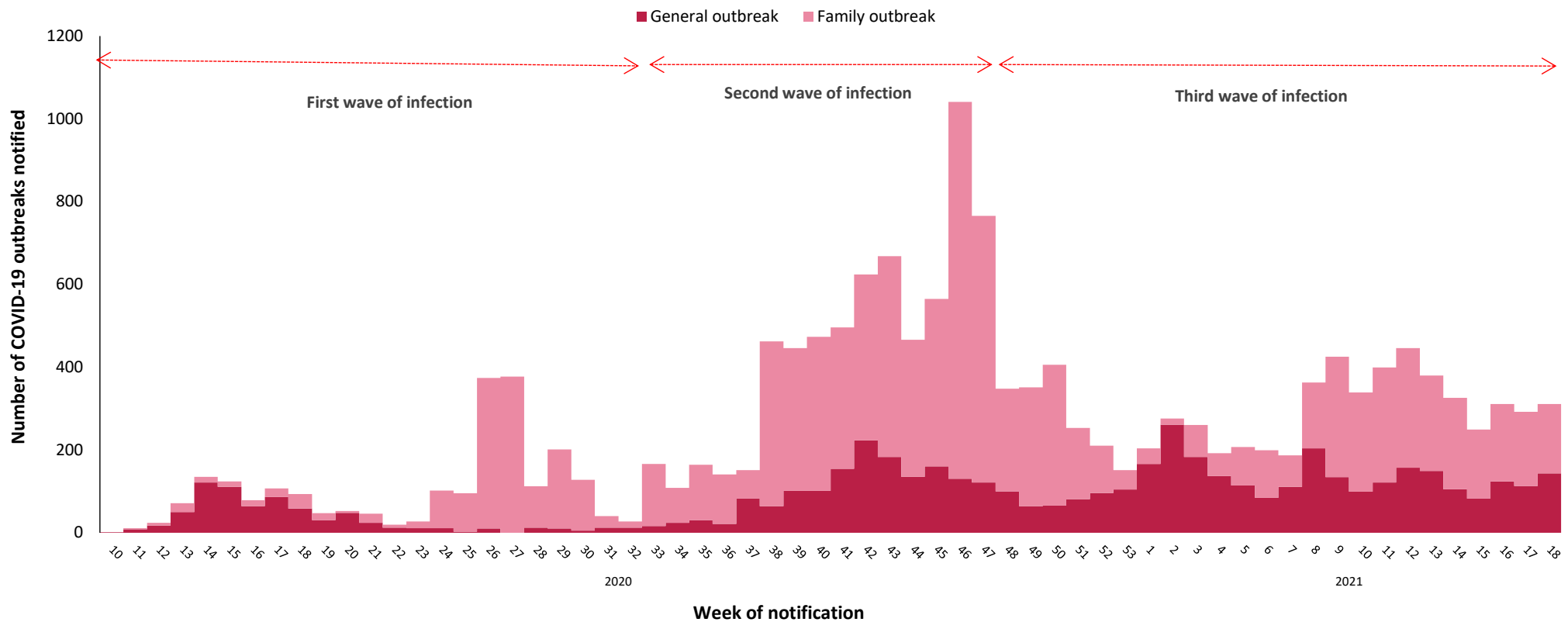
- The overall number of outbreaks notified in Week 18 increased by 19 compared to week 17 2021
- There was one acute hospital outbreak notified
- There was one nursing home outbreak notified which was a late notification from March 2021
- There were three residential institution outbreaks notified
- There were 61 outbreaks associated with school children +/- school staff notified
- There were 7 outbreaks associated with childcare facilities notified
- There were two outbreaks associated with third-level students notified
- There were 17 workplace outbreaks notified and locations are summarised in the workplaces section of this report
- The remaining 219 outbreaks included private houses\* (n=167), extended family (n=18), travel/transport related (n=12), community outbreaks (n=14; excluding third-level student outbreak), retail (n=2), social gathering (n=2), religious/other ceremony (n=2), restaurant/café (n=1), and other locations (n=1)

### Late notifications of outbreaks

In **week 18 2021**, 27 outbreaks had a notification date for the first associated case before April 1<sup>st</sup> 2021; December (n=5), January (n=8), February (n=8) and March (n=6) (See Appendix 2, Table B for breakdown of these outbreaks by month).

\*Public Health are prioritising the reporting of outbreaks in key settings e.g. RCFs, hospitals. Therefore, the number of private house outbreaks is underestimated.

**Note: Data are provisional**



**Figure 1:** Epi-curve of COVID-19 outbreaks in all settings notified in Ireland by week of notification and outbreak type (see technical note 5, Appendix 3) to midnight on 08/05/2021, N=16,113. *Data source: CIDR*

Dashed red arrows indicate the timeline of the first, second and third waves of COVID-19 infection in Ireland (Second wave of infection commenced in week 32; week beginning 02/08/2020 and the third wave commenced in week 48 (22/11/2020)).

**\*Note:** Family outbreaks reported in July 2020 (weeks 27-31) were composed largely of late notified outbreaks from the period March to May 2020 (weeks 10-22). In addition, the creation of private house outbreaks was not prioritised in wave 3 and therefore the number of family outbreaks in wave 3 is likely to be an underestimate.

**Note: Data are provisional and confidential**

**Table 1:** Number of COVID-19 outbreaks notified in Ireland by outbreak location and by week of notification from 22/11/2020 to midnight on 08/05/2021, and difference in number of outbreaks notified in **week 18** 2021 compared to the previous week, N=7,085. *Data source: CIDR*

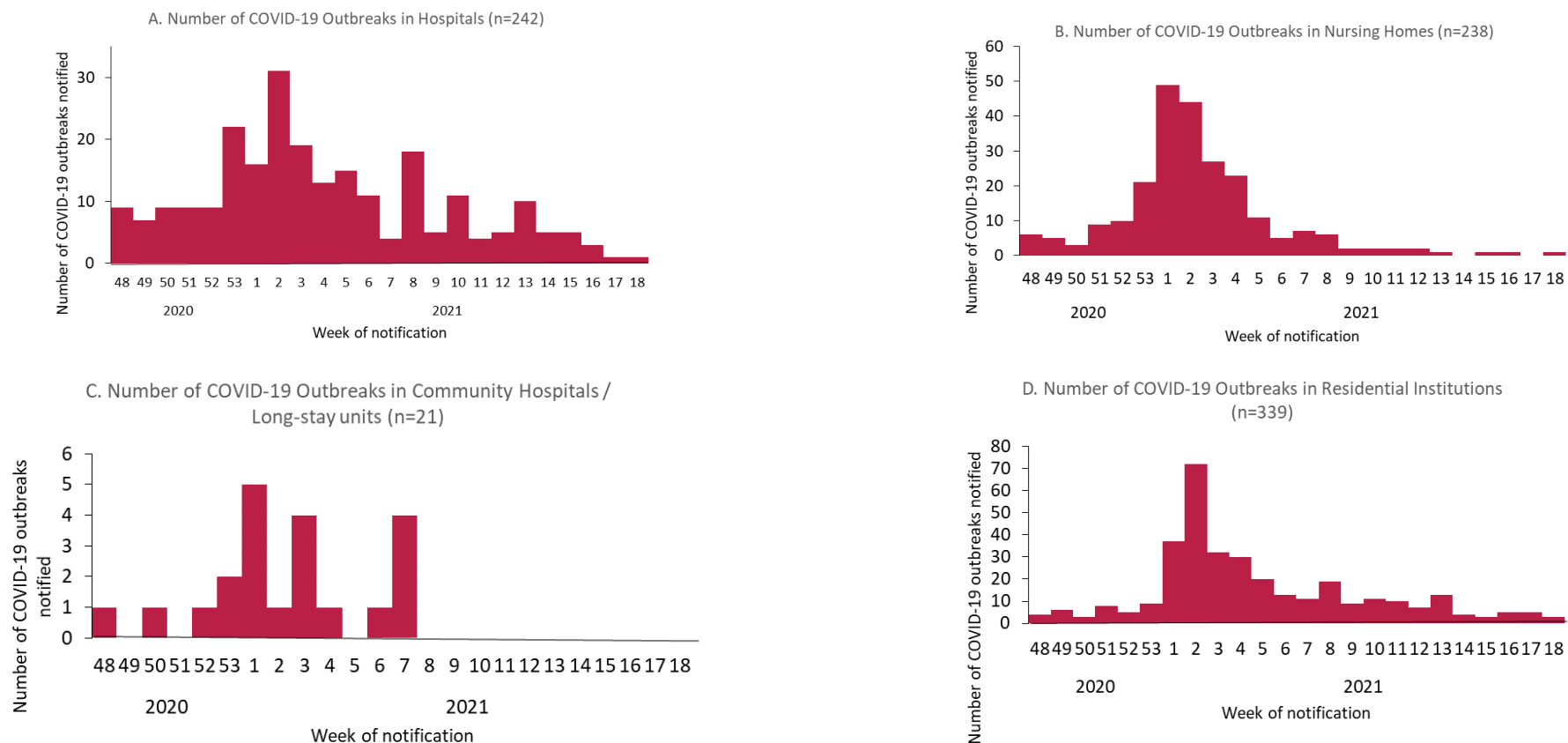
Outbreak location	Week of Outbreak Notification									Difference in number of outbreaks notified since last week	Total (week 48 2020 to week 18 2021)***
	Week 48 2020 to week 10 2021	2021									
		11	12	13	14	15	16	17	18		
Hospital	208	4	5	10	5	5	3	1	1	0	242
Nursing home	230	2	2	1	0	1	1	0	1	1	238
Community Hospital / Long-stay unit	21	0	0	0	0	0	0	0	0	0	21
Residential institution	289	10	7	13	4	3	5	5	3	-2	339
Community outbreak	88	10	14	12	9	10	18	14	15	1	190
Other healthcare services	120	5	6	0	1	1	2	0	0	0	135
Hotel	5	1	1	0	1	1	2	0	0	0	11
Guest house/ B&B	0	1	1	0	0	0	0	0	0	0	2
Restaurant / Cafe	36	1	3	4	1	0	4	2	1	-1	52
Public house	10	2	1	0	0	0	0	0	0	0	13
Social gathering	31	5	8	2	1	1	4	6	2	-4	60
Retail outlet	84	4	3	7	11	3	5	5	2	-3	124
Workplace	300	17	12	23	15	17	9	19	17	-2	429
Travel related	28	2	5	5	16	11	12	5	9	4	93
Transport	9	1	0	0	2	4	0	1	3	2	20
Private house: family outbreaks	2061	253	261	211	187	146	170	155	153	-2	3597
Private house: general outbreaks	190	13	18	9	10	10	2	8	14	6	274
Extended family	319	23	29	21	33	16	19	23	18	-5	501
Childcare Facility	149	16	19	17	10	11	22	14	7	-7	265
School*	127	22	48	44	14	5	30	29	61	32	380
University/College**	16	0	0	0	0	0	1	0	1	1	18
Religious/Other ceremony	33	4	0	0	4	1	2	3	2	-1	49
Sporting activity/fitness	1	1	0	1	1	0	0	0	0	0	4
Personal grooming service	2	0	0	0	0	0	0	0	0	0	2
Not specified/Other	14	2	3	0	1	3	0	2	1	-1	26
<b>Total</b>	<b>4371</b>	<b>399^</b>	<b>446^</b>	<b>380^</b>	<b>326^</b>	<b>249^</b>	<b>311^</b>	<b>292^</b>	<b>311^^</b>	<b>+19</b>	<b>7085</b>

\*These outbreaks are outbreaks associated with school children +/- or school staff. Transmission of COVID-19 within the school has not necessarily been established in these outbreaks. \*\*These outbreaks are associated with a university/college location and do not include outbreaks among third level students that occurred at other locations. \*\*\*Contains outbreaks for weeks in 2020 (48-53) and 2021 (weeks 1-18). ^Includes late outbreak notifications from October, November and December 2020, January and February 2021. ^^Includes 27 late notifications from December 2020, January, February and March 2021 (see Appendix 2, Table B for breakdown).

**Note: Data are provisional and confidential**

### COVID-19 Outbreaks/Clusters in Residential Facilities and Hospital settings in Ireland

A summary of outbreaks linked to nursing homes, acute hospitals, community hospital/long-stay units, and other residential institutions is shown in Figure 2 (A-D), in the subsequent “Focus” sections and Tables 2-5.



**Figure 2 A-D:** Epi-curve of COVID-19 outbreaks in (A) Acute Hospitals, (B) Nursing Homes<sup>^</sup>, (C) Community Hospitals/Long-stay units and (D) Residential institutions<sup>^</sup> notified in Ireland by week of notification, from 22/11/2020 to midnight on 08/05/2021. Includes late outbreak notifications from October, November and December 2020, January and February 2021. (see table B Appendix 2). <sup>^</sup>Includes late notification from March 2021. *Data source: CIDR*

**Note: Data are provisional and confidential**

### Focus on Nursing Homes and Community Hospitals

There have been **637** outbreaks in nursing homes and community hospital/long stay units, with **15,918** linked laboratory confirmed COVID-19 cases, notified in Ireland since 01/03/2020.

From 22/11/2020 to 08/05/2021, **259** outbreaks in nursing homes or community hospital/long-stay units have been notified and **5** of these outbreaks remain open. A total of **8,144 laboratory confirmed cases** linked with outbreaks in nursing homes or community hospital/long-stay units have been notified. Of those cases, 551 were hospitalised, nine were admitted to ICU, and 981 laboratory confirmed cases linked to outbreaks in these settings died (Table 2).

Cases were reported to be a healthcare worker (HCW) in 3,495 cases, not a HCW in 4,068 cases and HCW status was unknown for the remaining cases (Figure 3).

**There was one outbreak reported in a nursing home during week 18 2021 and this was a late notification from March 2021**

**Table 2:** Number of COVID-19 outbreaks and cases<sup>‡</sup> in nursing homes and community hospital/long-stay units in Ireland, from 22/11/2020 to midnight on 08/05/2021. *Data source: CIDR*

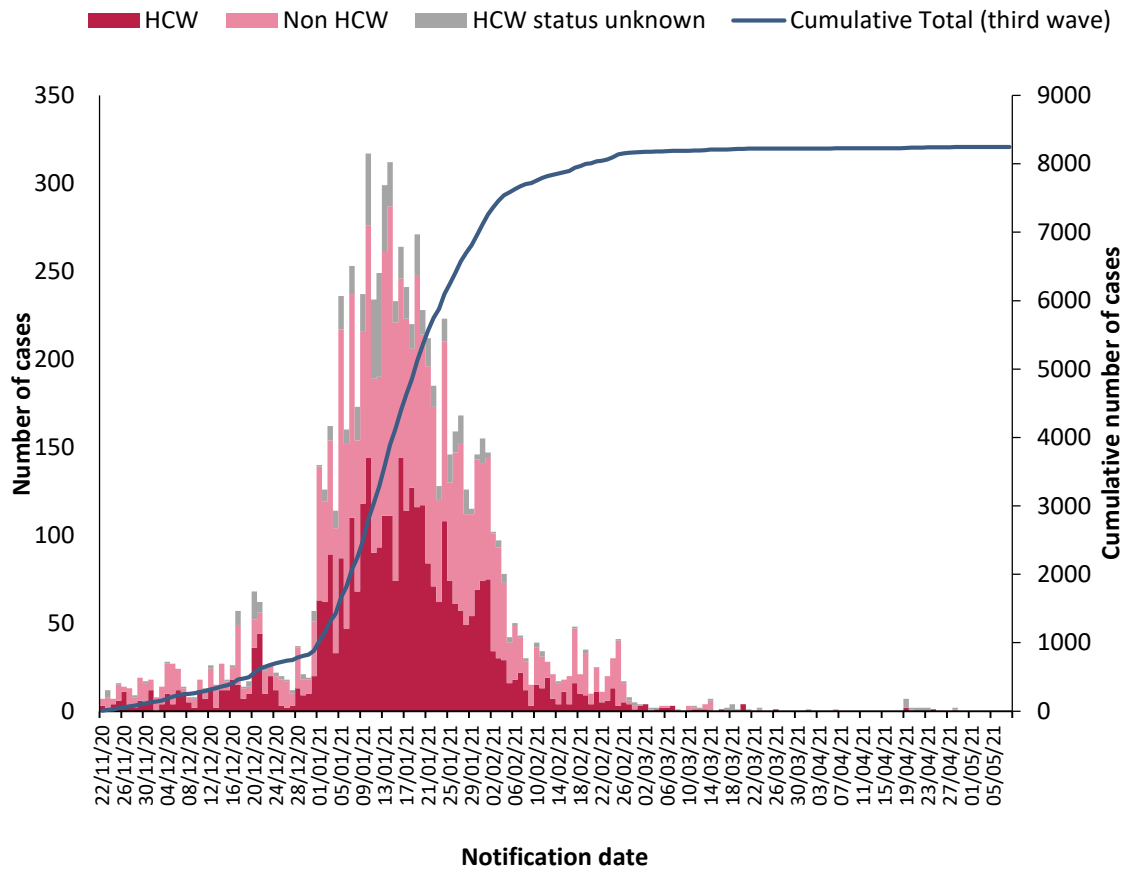
Outbreak location	Number of outbreaks notified					Laboratory confirmed cases <sup>‡</sup> linked to outbreaks (week 48-18)*				
	Week 18	Week 18 outbreaks: Range in no. of cases <sup>#</sup>	Week 48-18*	Number open	Open outbreaks: Range in no. of cases <sup>#</sup>	Cases notified in week 18	Total cases	Total hospitalised cases	Total ICU cases	Total number of deaths
Nursing home	1	3	238	5	2-82	<5	7556	458	11	942
Community Hospital/Long-stay unit	0	n/a	21	0	n/a	<5	588	93	<5	39
<b>Total</b>	<b>1</b>	<b>0-3</b>	<b>259</b>	<b>5</b>	<b>0-82</b>	<b>&lt;5</b>	<b>8144</b>	<b>551</b>	<b>12</b>	<b>981</b>

<sup>‡</sup>Case numbers fewer than 5 are not presented here.

<sup>#</sup>n/a is used where there were no outbreaks in a category or where there are no confirmed cases currently linked to any outbreak in that category (see technical note 6, Appendix 3).

\*Contains data from weeks in 2020 (48-53) and 2021 (weeks 1-18).

**Note: Data are provisional and confidential**



**Figure 3:** Epi-curve of confirmed COVID-19 cases linked to outbreaks in nursing homes and community hospital/long-stay units by healthcare worker (HCW) status and by date of notification, and cumulative number of confirmed cases during the third wave of infection by date of notification, from 22/11/2020 to midnight 08/05/2021. *Data source: CIDR*

### Focus on Acute Hospitals

There were **420** outbreaks in acute hospitals, with **5,788** linked laboratory confirmed COVID-19 cases, notified in Ireland since 01/03/2020.

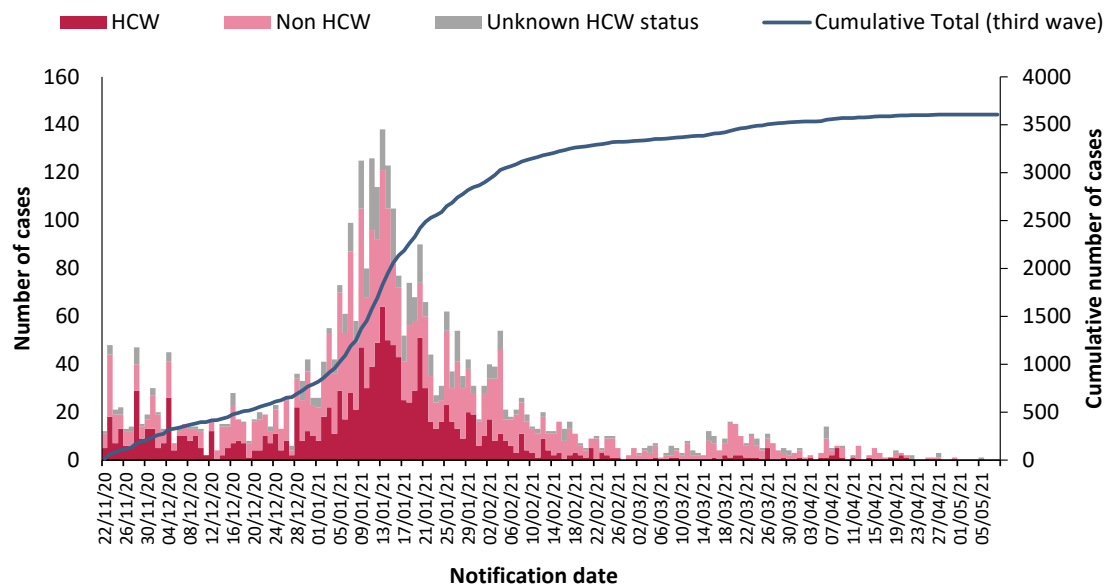
From 22/11/2020 to 08/05/2021, **242** outbreaks in acute hospitals have been notified and **14** of these outbreaks remain open. A total of **3,341 laboratory confirmed cases** linked with outbreaks in acute hospitals have been notified. Of those, 94 were admitted to ICU and 498 died (Table 3). Cases were reported to be a healthcare worker (HCW) in 1,341 cases, not a HCW in 1,764 cases and HCW status was unknown for the remaining cases (Figure 4).

### There was one new outbreak reported in an acute hospital during week 18 2021

**Table 3:** Number of COVID-19 outbreaks and cases<sup>‡</sup> in acute hospital settings in Ireland, from 22/11/2020 to midnight on 08/05/2021. *Data source: CIDR*

Acute Hospitals	Number of outbreaks notified					Laboratory confirmed cases linked to outbreaks (week 48-18)*			
	Week 18	Week 18 outbreaks: Range in no. of cases	Week 48-18*	Number open	Open outbreaks: Range in no. of cases	Cases notified in week 18^	Total cases	Total ICU cases	Total number of deaths
	1	3	242	14	2-21	<5	3341	94	498

‡Case numbers fewer than 5 are not presented here. \*Contains data from weeks in 2020 (48-53) and 2021 (weeks 1-18). ^Not all cases are linked to outbreaks as of yet.



**Figure 4:** Epi-curve of confirmed COVID-19 cases linked to outbreaks in acute hospitals by healthcare worker (HCW) status and by date of notification, and cumulative number of confirmed cases during the third wave of infection by date of notification, from 22/11/2020 to 08/05/2021. *Data source: CIDR*

**Note: Data are provisional**



### Focus on Residential Institutions (see footnote<sup>1</sup>)

There were **454** outbreaks in residential institutions, with **3,229** linked laboratory confirmed COVID-19 cases, notified in Ireland since 01/03/2020.

From 22/11/2020 to 08/05/2021, **232** outbreaks in residential institutions have been notified and **8** of these outbreaks remain open. There were **1,821 laboratory confirmed cases** linked with outbreaks in residential institutions. Of those, **81** cases linked to outbreaks in residential facilities were hospitalised, eight were admitted to ICU and 49 cases died (Table 4). The majority of residential institution outbreaks were notified in centres for disabilities, with **171** outbreaks and 1,354 linked cases notified since week 48.

**There were no new outbreaks reported in residential institutions during week 18 2021.** The three outbreaks notified in week 18 associated with residential institutions relate to vulnerable groups and are described in the following section and Table 5.

**Table 4:** Number of COVID-19 outbreaks and cases<sup>‡</sup> in residential institutions in Ireland, from 22/11/2020 to midnight on 08/05/2021. *Data source: CIDR*

Outbreak location	Number of outbreaks notified					Laboratory confirmed cases linked to outbreaks (week 48-18)*				
	Week 18	Week 18 outbreaks: Range in no. of cases <sup>#</sup>	Week 48-18*	Number open	Open outbreaks: Range in no. of cases <sup>#</sup>	Cases notified in week 18 <sup>^</sup>	Total cases	Total hospitalised cases	Total ICU cases	Total number of deaths
Centre for disabilities	0	n/a	171	5	1-19	<5	1354	58	6	22
Centre for older people	0	n/a	12	0	n/a	<5	72	<5	<5	<5
Children's / TUSLA residential centre	0	n/a	18	1	<5	<5	93	<5	<5	<5
Mental health facility	0	n/a	20	1	<5	<5	130	13	<5	<5
Other	0	n/a	10	1	5	<5	169	<5	<5	22
Not Specified	0	n/a	1	0	n/a	<5	<5	<5	<5	<5
<b>Total</b>	<b>0</b>	<b>n/a</b>	<b>232</b>	<b>8</b>	<b>0-19</b>	<b>&lt;5</b>	<b>1821</b>	<b>81</b>	<b>8</b>	<b>49</b>

#n/a is used where there were no outbreaks in a category or where there are no confirmed cases currently linked to any outbreak in that category (see technical note 6, Appendix 3). ‡Case numbers fewer than 5 are not presented here. \*Contains data from weeks in 2020 (48-53) and 2021 (weeks 1-18). ^Not all cases are linked to outbreaks as of yet.

<sup>1</sup> This section focuses on the following residential settings: Centres for disabilities, Centres for older people, Children's/TUSLA residential centres and mental health facilities. Homeless services, addiction services, direct provision centres and prisons are reported in the Focus on Vulnerable Populations section.

**Note: Data are provisional**

### COVID-19 Outbreaks in Other Vulnerable Populations

This brief overview of COVID-19 outbreaks in vulnerable populations/settings only includes outbreaks involving the Roma community, Irish Travellers, outbreaks in Direct Provision Centres, facilities for the homeless/those with addiction issues and prisons notified up to midnight on 08/05/2021 (Table 5).

**There were ten new outbreaks reported in vulnerable populations during week 18 2021**

**Table 5:** Number of COVID-19 outbreaks in settings involving vulnerable populations, including the Roma community, Irish Traveller community, outbreaks in Direct Provision Centres, facilities for the homeless/those with addiction issues and prisons notified from week 48 (week commencing 22/11/2020) to midnight on 08/05/2021 and laboratory confirmed cases<sup>†</sup> linked to these outbreaks. *Data source: CIDR*

Vulnerable populations	Number of outbreaks notified					Laboratory confirmed cases linked to outbreaks (week 48-18)**				
	Week 18	Week 18 outbreaks: Range in no. of cases <sup>#</sup>	Week 48-18**	Number open	Open outbreaks: Range in no. of cases <sup>#</sup>	Cases notified in week 18 <sup>^</sup>	Total cases	Total hospitalised cases	Total ICU cases	Total number of deaths*
Roma community	1	7	21	8	1-21	7	153	23	7	<5
Irish Travellers	6	2-6	311	139	0-130	39	3656	155	21	8
Direct provision centres	1	2	47	7	1-19	<5	426	8	<5	<5
Homeless¥	0	n/a	41	6	2-11	<5	239	<5	<5	<5
Persons with addictions	1	n/a	11	1	n/a	<5	60	<5	<5	<5
Prisons	1	4	7	1	<5	<5	114	<5	<5	<5
<b>Total</b>	<b>10</b>	<b>0-7</b>	<b>438</b>	<b>162</b>	<b>0-130</b>	<b>52</b>	<b>4648</b>	<b>194</b>	<b>31</b>	<b>11</b>

†Case numbers fewer than 5 are not presented here. ¥Homeless facilities include some facilities that provide long term supported accommodation. Also includes staff of homeless facilities. \*All COVID-19 cases that died and were linked to outbreaks in these settings have been laboratory confirmed. No deaths in probable/possible cases linked to outbreaks in these settings have been notified. #n/a is used where there were no outbreaks in a category or where there are no confirmed cases currently linked to any outbreak in that category (see technical note 6, Appendix 3). \*\*Contains data from weeks in 2020 (48-53) and 2021 (weeks 1-18). ^Not all cases are linked to outbreaks as of yet.

**Note: Data are provisional**

## COVID-19 Outbreaks in Workplaces

In total, **429** COVID-19 outbreaks in workplaces<sup>2</sup> have been notified from 22/11/2020 up to midnight on 08/05/2021. Since week 48, **92** COVID-19 outbreaks have been notified in businesses associated with the production or processing of food and beverages, of which **48** were in meat/poultry/fish plants in all HSE areas.

There were **seventeen new COVID-19 workplace outbreaks notified during week 18 2021**

**Table 6:** Number of COVID-19 workplace outbreaks notified from 22/11/2020 to midnight on 08/05/2021 and laboratory confirmed cases<sup>‡</sup> linked to workplace outbreaks. *Data source: CIDR*

Workplace outbreaks	Number of outbreaks notified					Laboratory confirmed cases linked to outbreaks (week 48-18) <sup>***</sup>				
	Week 18	Week 18 outbreaks: Range in no. of cases <sup>#</sup>	Weeks 48-18 <sup>***</sup>	Number open	Open outbreaks: Range in no. of cases <sup>#</sup>	Cases notified in week 18	Total cases	Total hospitalised cases	Total ICU cases	Total number of deaths <sup>*</sup>
Meat/poultry Production and Processing	2	5-6	48	11	2-91	13	1206	8	<5	<5
Other food/beverage Production and Processing	1	n/a	44	9	0-41	<5	451	7	<5	<5
Construction industry <sup>**</sup>	3	1-2	52	17	1-148	6	375	5	<5	<5
Commercial	6	2-7	115	31	1-79	17	750	13	6	<5
Manufacturing	1	n/a	64	12	0-10	<5	406	10	<5	<5
Office-based	3	2-4	38	8	1-4	<5	171	6	<5	<5
Defence/Justice/Emergency services	0	n/a	49	5	2-13	<5	263	<5	<5	<5
Other Workplace <sup>¥</sup>	1	0-1	19	2	0-3	<5	80	<5	<5	<5
<b>Total</b>	<b>17</b>	<b>0-7</b>	<b>429</b>	<b>95</b>	<b>0-148</b>	<b>44</b>	<b>3702</b>	<b>50</b>	<b>14</b>	<b>&lt;5</b>

<sup>‡</sup>Case numbers fewer than 5 are not presented here. <sup>\*</sup>All COVID-19 cases that died and were linked to outbreaks in these settings have been laboratory confirmed. No deaths in probable/possible cases linked to outbreaks in these settings have been notified. <sup>\*\*</sup>Cases linked to some construction site outbreaks may reside in Northern Ireland and consequently will be notified in that jurisdiction. These cases will not be included in the case numbers. for Ireland. <sup>\*\*\*</sup>Contains data from weeks in 2020 (48-53) and 2021 (weeks 1-18). <sup>¥</sup>“Other workplace” includes businesses that do not fit in the above workplace categories. #n/a is used where there were no outbreaks in a category or where there are no confirmed cases currently linked to any outbreak in that category (see technical note 6, Appendix 3).

<sup>2</sup> Workplace outbreaks exclude the following workplaces: hospitals, residential facilities, hotels, public houses, retail outlets, and other healthcare settings (outbreaks in GP practices and outbreaks associated with home carers). These are reported under those headings.

**Note: Data are provisional**

### COVID-19 Outbreaks associated with school children (+/- staff), universities/colleges and childcare facilities

In total, **763** COVID-19 outbreaks associated with school children (+/- staff), universities/colleges/third level students and childcare facilities have been notified from 21/11/2020 up to midnight on 08/05/2021.

During **week 18** 2021, there were **61** COVID-19 outbreaks associated with school children +/- staff, **7** COVID-19 outbreaks associated with childcare facilities and **two** outbreaks associated with third level students (one in a University/College setting and one in a Community setting).

**Table 7:** Number of COVID-19 outbreaks associated with school children (+/- staff), universities/colleges/third level students and childcare facilities notified to midnight on 08/05/2021 and laboratory confirmed cases<sup>‡</sup> linked to these outbreaks. *Data source: CIDR*

Outbreak location	Number of outbreaks notified					Laboratory confirmed cases linked to outbreaks (week 48-18) <sup>###</sup>				
	Week 18	Week 18 outbreaks: Range in no. of cases <sup>#</sup>	Week 48-18 <sup>###</sup>	Number open	Open outbreaks: Range in no. of cases <sup>#</sup>	Cases notified in week 18 <sup>^</sup>	Total cases	Total hospitalised cases	Total ICU cases	Total number of deaths
School*	61	0-18	380	181	0-79	109	1642	16	<5	<5
University/college/third level students**	2	6-16	118	14	1-147	29	1162	8	<5	<5
Childcare facility	7	2-18	265	65	0-22	33	1596	10	<5	<5
<b>Total</b>	<b>70</b>	<b>0-18</b>	<b>763</b>	<b>260</b>	<b>0-147</b>	<b>171</b>	<b>4400</b>	<b>34</b>	<b>&lt;5</b>	<b>&lt;5</b>

<sup>‡</sup>Case numbers fewer than 5 are not presented here. \*These outbreaks are outbreaks associated with school children +/- school staff. Transmission of COVID-19 within the school has not necessarily been established in these outbreaks. \*\*These outbreaks also include outbreaks among third level students that may have occurred in other locations, such as private houses or social gatherings, and may not be directly linked to a University/college location. #n/a is used where there were no outbreaks in a category or where there are no confirmed cases currently linked to any outbreak in that category (see technical note 6, Appendix 3). ###Contains data from weeks in 2020 (48-53) and 2021 (weeks 1-18). ^Not all cases are linked to outbreaks as of yet.

**Note: Data are provisional**

### COVID-19 Outbreaks associated with travel

In total, **93** COVID-19 outbreaks associated with travel have been notified from 21/11/2020 up to midnight on 08/05/2021 and **68** of these outbreaks remain open. There were **327 laboratory confirmed cases** linked with travel-associated outbreaks.

During **week 18** 2021, there were **nine** travel-related COVID-19 outbreaks, three of which were flight-related outbreaks. The flight-related outbreaks were related to flights originating in Germany, the Netherlands and Turkey. Regarding the six 'other travel' outbreaks, two outbreaks are linked to an outbreak on a flight originating in Turkey from a previous week, three of the outbreaks are linked to travel from Sudan, Philippines and USA respectively. There is no travel information available for the sixth 'other travel' outbreak.

**Table 8:** Number of COVID-19 outbreaks associated with travel notified to midnight on 08/05/2021 and laboratory confirmed cases linked to these outbreaks. *Data source: CIDR*

Outbreak location	Number of outbreaks notified					Laboratory confirmed cases linked to outbreaks (week 48-18) <sup>##</sup>				
	Week 18	Week 18 outbreaks: Range in no. of cases <sup>#</sup>	Weeks 48-18 <sup>##</sup>	Number open	Open outbreaks: Range in no. of cases <sup>#</sup>	Cases notified in week 18	Total cases	Total hospitalised cases	Total ICU cases	Total number of deaths
<b>Flight-related</b>	3	3-10	17	17	3-28	<5	129	<5	<5	<5
<b>Other international conveyance</b>	0	n/a	1	0	n/a	<5	<5	<5	<5	<5
<b>Other travel</b>	6	0-5	75	51	0-15	7	195	<5	<5	<5
<b>Total</b>	<b>9</b>	<b>0-10</b>	<b>93</b>	<b>68</b>	<b>0-28</b>	<b>9</b>	<b>327</b>	<b>7</b>	<b>&lt;5</b>	<b>&lt;5</b>

<sup>#</sup>n/a is used where there were no outbreaks in a category or where there are no confirmed cases currently linked to any outbreak in that category (see technical note 6, Appendix 3). <sup>##</sup>Contains data from weeks in 2020 (48-53) and 2021 (weeks 1-18).

**Note: Data are provisional**

Appendices  
Appendix 1

**Table A:** Number of COVID-19 outbreaks notified in Ireland by outbreak location and closure status, to midnight 08/05/2021, N=16,113. *Data source: CIDR*

Outbreak Location	Outbreak closure status (all outbreak classifications)		
	Closed	Open	Total
Hospital	406	14	420
Nursing home	579	5	584
Community Hospital/Long-stay unit	53	0	53
Residential institution	593	25	618
Other healthcare service	171	7	178
Private house*	4391	6321	10712
Workplace	574	96	670
Travel related	84	70	154
Transport	15	16	31
Extended family	448	245	693
Childcare facility	277	65	342
Community outbreak	302	94	396
Hotel	19	4	23
Guest house/ B&B	3	0	3
Public house	36	0	36
Restaurant / Cafe	89	10	99
Social gathering	75	35	110
Retail outlet	147	28	175
School**	398	181	579
University/college***	40	4	44
Religious/Other ceremony	45	24	69
Sporting activities/fitness	34	0	34
Other recreation activity	1	0	1
Personal grooming service	10	0	10
Other	61	10	71
Unknown	3	0	3
Not specified	2	3	5
<b>Total</b>	<b>8856</b>	<b>7257</b>	<b>16113</b>

\*It is common practice not to close private house outbreaks on CIDR due to the large volume of these types of outbreaks on CIDR.

\*\*These outbreaks are outbreaks associated with school children +/- school staff. Transmission of COVID-19 within the school has not necessarily been established in these outbreaks.

\*\*\*These outbreaks are associated with a university/college location and do not include outbreaks among third level students that occurred at other locations.

**Note: Data are provisional**

## Appendix 2

**Table B:** Number of COVID-19 outbreaks in Ireland notified in week 18 2021, by outbreak location and month of occurrence of first case, data up to midnight 08/05/2021, N=311. *Data source: CIDR*

Outbreak location	Dec	Jan	Feb	Mar	Apr	May	Unknown	Total
Childcare facility					7			7
Community outbreak					10	5		15
Extended family		3	2		11	2		18
Hospital					1			1
Not Specified						1		1
Nursing home				1				1
Private house	5	5	5	1	117	34		167
Religious/Other ceremony					1	1		2
Residential institution						2	1	3
Restaurant / Cafe					1			1
Retail outlet					2			2
School				4	44	8	5	61
Social gathering					2			2
Transport					3			3
Travel related					7	1	1	9
University/College					1			1
Workplace			1		9	5	2	17
<b>Total</b>	<b>5</b>	<b>8</b>	<b>8</b>	<b>6</b>	<b>216</b>	<b>59</b>	<b>9</b>	<b>311</b>

**Note: Data are provisional**

## Appendix 3 Technical Notes

1. Data are based on statutory notifications and were extracted from the National Computerised Infectious Disease Reporting (CIDR) system. Data are provisional and subject to ongoing review, validation and update. As a result, figures in this report may differ from previously published figures.

2. For surveillance purposes, the following COVID-19 outbreak definition is used for notifying COVID-19 outbreaks/clusters:

### Confirmed\*

- **There is a cluster/outbreak, with two or more cases of laboratory confirmed COVID-19 infection regardless of symptom status. This includes cases with symptoms and cases who are asymptomatic.**

**OR**

- **There is a cluster/outbreak, with two or more cases of illness with symptoms consistent with COVID-19 infection (as per the COVID-19 case definition), and at least one person is a confirmed case of COVID-19.**

\* From September 21<sup>st</sup> 2020, suspected COVID outbreaks should be reported with the disease category 'Acute Respiratory Infection (ARI)'. If one or more cases linked to the outbreak are subsequently confirmed as COVID-19, the ARI outbreak should be reclassified to being a COVID-19 outbreak. Outbreaks of suspected COVID-19 which were notified before September 21<sup>st</sup> 2020, and met the previous COVID-19 outbreak definition should remain as COVID-19 outbreaks on CIDR.

The COVID-19 case definition is detailed on the Health Protection Surveillance Centre (HPSC) website: <https://www.hpsc.ie/a-z/respiratory/coronavirus/novelcoronavirus/casedefinitions/>

3. This report includes confirmed and suspected COVID-19 outbreaks.

4. An "Open" or "Closed" outbreak is defined as an outbreak where the outbreak status is "Open" or "Closed" on CIDR. In order to declare an outbreak "Closed" the outbreak location should not have experienced any new cases of infection which meet the case definition for a period of 28 days (two incubation periods).

5. Outbreak type (family/general) indicates whether an outbreak is confined to a family (family outbreak) or affects members of more than one household (general outbreak).

6. The "range in number of cases" presented in Tables 2 to 7 is based on laboratory confirmed cases linked to an outbreak in CIDR. The priority is to notify outbreaks to CIDR in a timely fashion and, while every effort is made to link cases to outbreaks as quickly as possible, there can sometimes be a delay in linking cases to the outbreak. Ranges in number of cases that include "0" include outbreaks that currently have no linked cases. Data in CIDR are continuously reviewed and updated and this includes the identification and linking of outbreak-associated cases.

**Note: Data are provisional**