

Epidemiology of COVID-19 Outbreaks/Clusters in Ireland

Weekly Report

Prepared by HPSC on 19th April 2021

Week 15 2021 (week ending 17th April 2021)

Note: Data are provisional

This report includes data extracted from CIDR on 19th April 2021 at 08:30am and includes COVID-19 outbreaks notified on CIDR up to midnight 17/04/2021.

Total Number of COVID-19 outbreaks notified since week 10 2020:	15,213
Number of COVID-19 outbreaks notified from week 48:	6,185
Number of COVID-19 outbreaks notified since week 48 OPEN:	3,009
Number of COVID-19 outbreaks notified since week 48 CLOSED:	3,176
Number of COVID-19 outbreaks notified in week 15 2021:	252

Waves (weeks)	Dates
Wave 1 (weeks 10-31 2020)	01/03/2020 – 01/08/2020
Wave 2 (week 32-47 2020)	02/08/2020 – 21/11/2020
Wave 3 (week 48 2020 onwards)	22/11/2020 onwards

The COVID-19 outbreak definition is available in appendix 3 of this report and on the HPSC website at: <https://www.hpsc.ie/a-z/respiratory/coronavirus/novelcoronavirus/casedefinitions/covid-19outbreakcasedefinitionforireland/>

Please note COVID-19 outbreaks and cases are continuously validated/updated on Ireland's national Computerised Infectious Disease Reporting System (CIDR).

Sincere thanks are extended to all those who are participating in the collection of data and reporting of data used in these reports. This includes the HSE COVID-19 Contact Management Programme (CMP), staff in ICU units, notifying clinicians, laboratory staff, public health doctors, nurses, surveillance scientists, microbiologists and administrative staff.

Summary (week 48 2020 to week 15 2021)

6,185 outbreaks have been reported from week 48 2020 onwards (week beginning 22/11/2020; third wave of COVID-19 infection in Ireland) and key outbreak locations are as follows:

- 3,382 (55%) were in private houses*
- 237 (3.8%) were reported in hospitals
- 234 (3.8%) were reported in nursing homes
- 22 (0.4%) were reported in community hospital/long-stay units
- 327 (5.3%) were reported in residential institutions
- 1,983 (32%) were reported in a range of other settings, including workplaces (n=383; 6.2%), other healthcare services (n=132; 2.1%); travel/transport related settings (n=86; 1.4%), retail outlet (n=109; 1.8%) and restaurant/café (n=45; 0.8%). See Table 1 for further details.

3,176 outbreaks have been closed and 3,009 outbreaks are open (See Appendix 1, Table A for breakdown of outbreaks by location and outbreak status. Note that it is common practice not to close private house outbreaks on CIDR due to the large volume of outbreaks in this category.)

15,213 COVID-19 outbreaks have been reported in Ireland since week 10, 2020 (Figure 1).

Summary (week 15, 2021)

In **week 15** 2021, there were **252** COVID-19 outbreaks notified:

- The overall number of outbreaks notified in week 15 decreased by 76 compared to week 14 2021
- There were five acute hospital outbreaks notified
- There was one nursing home outbreak notified
- There were three residential institution outbreaks notified (two were late notifications from December 2020 and February 2021)
- There were five outbreaks associated with school children +/- school staff notified
- There were 11 outbreaks associated with childcare facilities notified
- There were two outbreaks associated with third level students notified
- There were 16 workplace outbreaks notified and locations are summarised in the workplaces section of this report
- The remaining 209 outbreaks included private houses* (n=160, excluding third-level student outbreak), extended family (n=16), travel/transport related (n=16), community outbreaks (n=8, excluding third-level student outbreak), retail (n=2), social gathering (n=1), hotel (n=1), religious/other ceremony (n=1), and four in an unknown/other location

Late notifications of outbreaks

In **week 15 2021**, 31 outbreaks were late notifications from October (n=1), December (n=9), January (n=16) and February (n=5) (See Appendix 2, Table B for breakdown of these outbreaks by month).

*Public Health are prioritising the reporting of outbreaks in key settings e.g. RCFs, hospitals. Therefore, the number of private house outbreaks is underestimated.

Note: Data are provisional

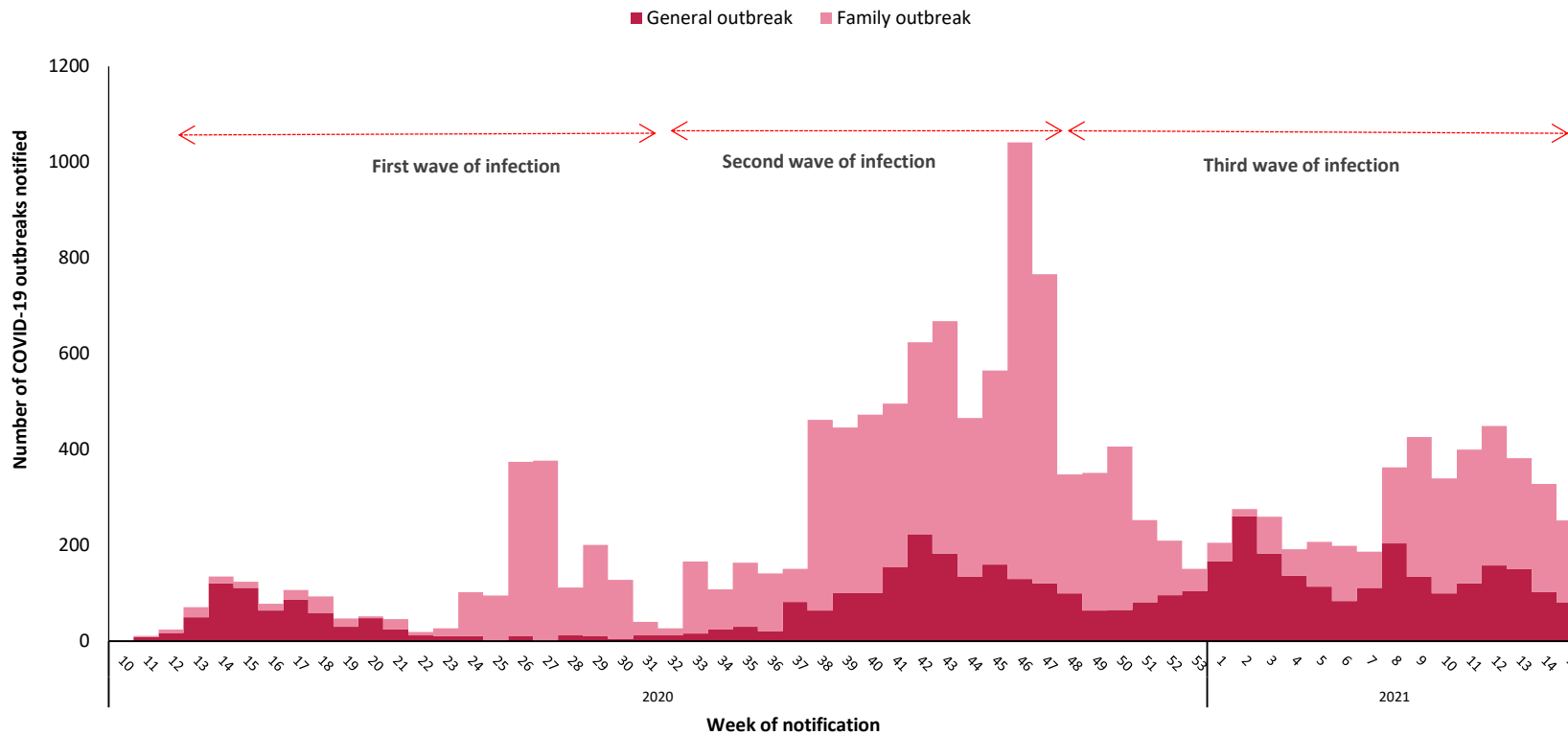


Figure 1: Epi-curve of COVID-19 outbreaks in all settings notified in Ireland by week of notification and outbreak type (see technical note 5, Appendix 3) to midnight on 17/04/2021, N=15,213. *Data source: CIDR*

Dashed red arrows indicate the timeline of the first, second and third waves of COVID-19 infection in Ireland (Second wave of infection commenced in week 32; week beginning 02/08/2020 and the third wave commenced in week 48 (22/11/2020)).

***Note:** Family outbreaks reported in July 2020 (weeks 27-31) were composed largely of late notified outbreaks from the period March to May 2020 (weeks 10-22). In addition, creation of private house outbreaks were not prioritised in wave 3 and therefore the number of family outbreaks in wave 3 is likely to be an underestimate.

Note: Data are provisional and confidential

Table 1: Number of COVID-19 outbreaks notified in Ireland by outbreak location and by week of notification from 22/11/2020 to midnight on 17/04/2021, and difference in number of outbreaks notified in **week 15** 2021 compared to the previous week, N=6,185. *Data source: CIDR*

Outbreak location	Week of Outbreak Notification									Difference in number of outbreaks notified since last week	Total (week 48 2020 to week 15 2021)***
	Week 48 2020 to week 7 2021	2021									
		8	9	10	11	12	13	14	15		
Hospital	174	18	5	11	4	5	10	5	5	0	237
Nursing home	217	6	2	3	2	2	1	0	1	1	234
Community Hospital / Long-stay unit	22	0	0	0	0	0	0	0	0	0	22
Residential institution	251	19	9	11	10	7	13	4	3	-1	327
Community outbreak	49	25	6	8	10	15	12	9	9	0	143
Other healthcare services	93	7	10	10	5	6	0	1	0	-1	132
Hotel	5	0	0	0	1	1	0	1	1	0	9
Guest house/ B&B	0	0	0	0	1	1	0	0	0	0	2
Restaurant / Cafe	26	3	0	7	1	3	4	1	0	-1	45
Public house	10	0	0	0	2	1	0	0	0	0	13
Social gathering	14	6	9	2	5	8	2	1	1	0	48
Retail outlet	66	5	7	4	4	3	7	11	2	-9	109
Workplace	235	35	17	14	17	11	23	15	16	1	383
Travel related	22	1	4	1	2	6	5	17	11	-6	69
Transport	4	2	3	0	1	0	0	2	5	3	17
Private house: family outbreaks	1476	130	253	204	254	263	213	189	151	-38	3133
Private house: general outbreaks	85	49	47	8	13	18	9	10	10	0	249
Extended family	211	34	38	36	23	28	21	32	16	-16	439
Childcare Facility	116	15	10	8	16	19	17	10	11	1	222
School*	116	3	0	8	22	48	44	14	5	-9	260
University/College**	10	4	1	1	0	0	0	0	0	0	16
Religious/Other ceremony	27	0	4	2	4	0	0	4	1	-3	42
Sporting activity/fitness	1	0	0	0	1	0	1	1	0	-1	4
Personal grooming service	2	0	0	0	0	0	0	0	0	0	2
Not specified/Other	13	1	1	2	2	4	0	1	4	3	28
Total	3245	363^	426^	340^	400^	449^	382^	328^	252^^	-76	6185

*These outbreaks are outbreaks associated with school children +/- or school staff. Transmission of COVID-19 within the school has not necessarily been established in these outbreaks. **These outbreaks are associated with a university/college location and do not include outbreaks among third level students that occurred at other locations. ***Contains outbreaks for weeks in 2020 (48-53) and 2021 (weeks 1-15). ^Includes late outbreak notifications from October, November and December 2020, January and February 2021. ^^Includes 31 late notifications from October and December 2020, January and February 2021 (see Appendix 2, Table B for breakdown).

Note: Data are provisional and confidential

COVID-19 Outbreaks/Clusters in Residential Facilities and Hospital settings in Ireland

A summary of outbreaks linked to nursing homes, acute hospitals, community hospital/long-stay units, and other residential institutions is shown in Figure 2 (A-D), in the subsequent “Focus” sections and Tables 2-5.

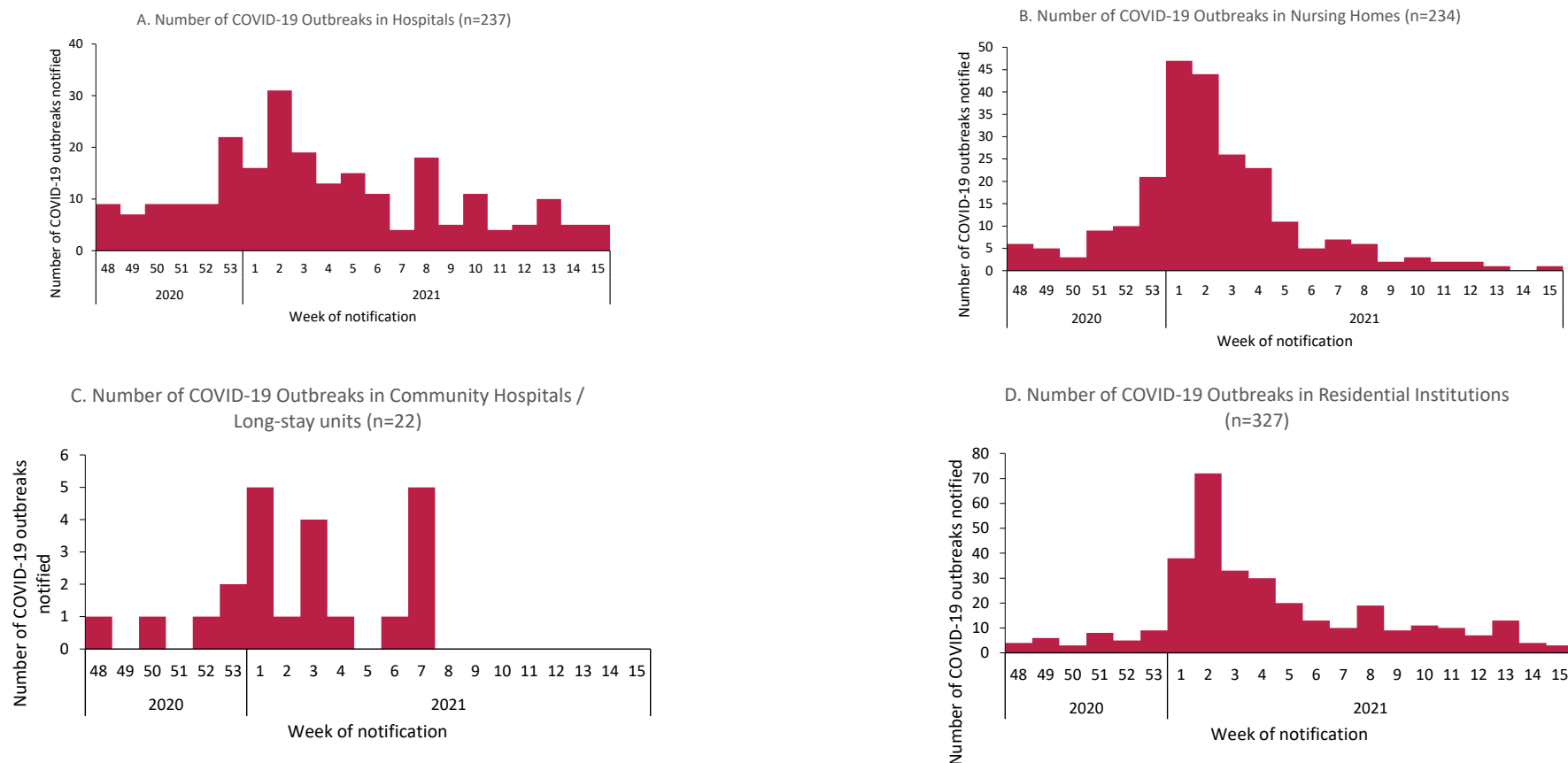


Figure 2 A-D: Epi-curve of COVID-19 outbreaks in (A) Acute Hospitals, (B) Nursing Homes, (C) Community Hospitals/Long-stay units and (D) Residential institutions notified in Ireland by week of notification, from 22/11/2020 to midnight on 17/04/2021. Includes late outbreak notifications from October, November and December 2020, January and February 2021. (see table B Appendix 2). *Data source: CIDR*

Note: Data are provisional and confidential

Focus on Nursing Homes and Community Hospitals

There have been **634** outbreaks in nursing homes and community hospital/long stay units, with **15,785** linked laboratory confirmed COVID-19 cases, notified in Ireland since 01/03/2020.

From 22/11/2020 to 17/04/2021, **256** outbreaks in nursing homes or community hospital/long-stay units have been notified and **19** of these outbreaks remain open. A total of **8,011 laboratory confirmed cases** linked with outbreaks in nursing homes or community hospital/long-stay units have been notified. Of those cases, 548 were hospitalised, eleven were admitted to ICU, and 969 laboratory confirmed cases linked to outbreaks in these settings died (Table 3).

Cases were reported to be a healthcare worker (HCW) in 3,399 cases, not a HCW in 4,029 cases and HCW status was unknown for the remaining cases (Figure 3).

There was one no new outbreak reported in a nursing home during week 15 2021.

Table 2: Number of COVID-19 outbreaks and cases[‡] in nursing homes and community hospital/long-stay units in Ireland, from 22/11/2020 to midnight on 17/04/2021. *Data source: CIDR*

Outbreak location	Number of outbreaks notified					Laboratory confirmed cases [‡] linked to outbreaks (week 48-15)*				
	Week 15	Week 15 outbreaks: Range in no. of cases [#]	Week 48-15*	Number open	Open outbreaks: Range in no. of cases [#]	Cases notified in week 15	Total cases	Total hospitalised cases	Total ICU cases	Total number of deaths
Nursing home	1	2	234	11	2-117	<5	7396	453	9	929
Community Hospital/Long-stay unit	0	n/a	22	8	5-54	<5	615	95	<5	40
Total	1	2	256	19	2-117	<5	8011	548	11	969

[‡]Case numbers fewer than 5 are not presented here.

[#]n/a is used where there were no outbreaks in a category or where there are no confirmed cases currently linked to any outbreak in that category (see technical note 6, Appendix 3).

*Contains data from weeks in 2020 (48-53) and 2021 (weeks 1-15).

Note: Data are provisional and confidential

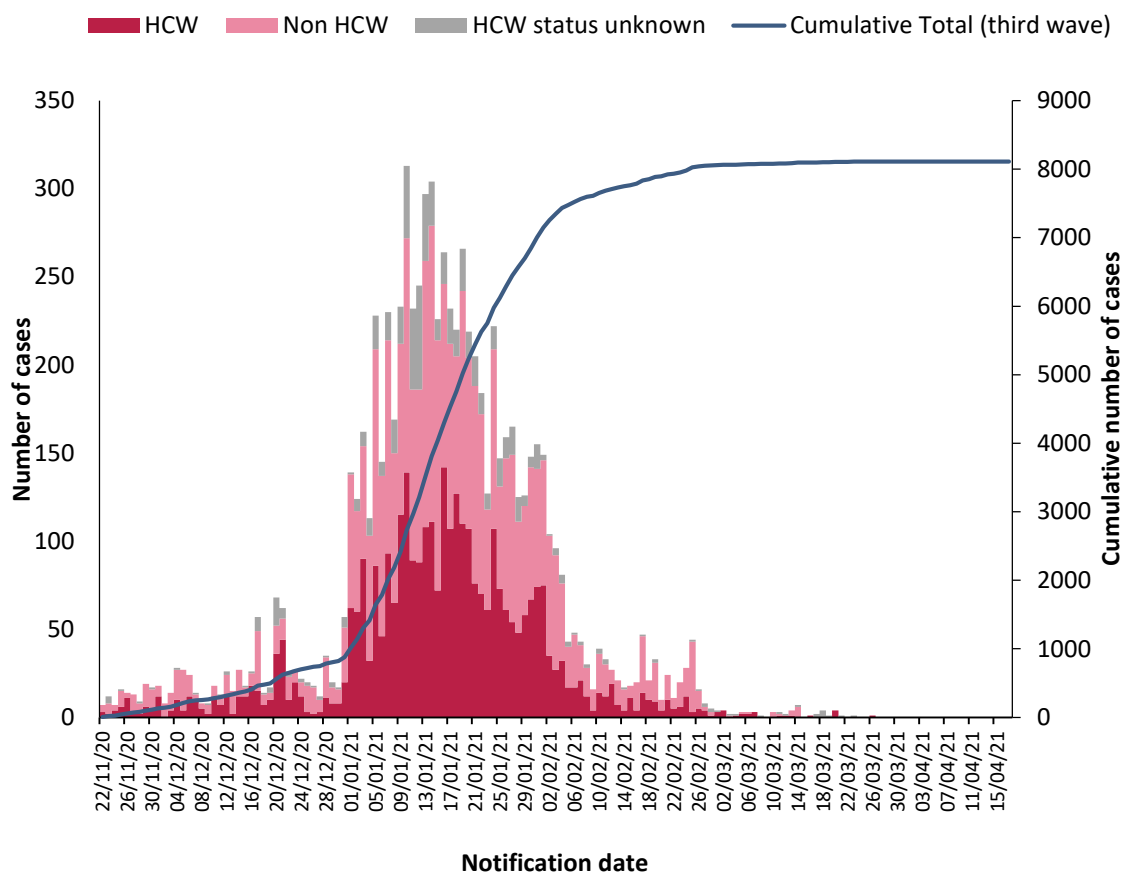


Figure 3: Epi-curve of confirmed COVID-19 cases linked to outbreaks in nursing homes and community hospital/long-stay units by healthcare worker (HCW) status and by date of notification, and cumulative number of confirmed cases during the third wave of infection by date of notification, from 22/11/2020 to midnight 17/04/2021. *Data source: CIDR*

Note: Data are provisional

Focus on Acute Hospitals

There were **415** outbreaks in acute hospitals, with **5,544** linked laboratory confirmed COVID-19 cases, notified in Ireland since 01/03/2020.

From 22/11/2020 to 17/04/2021, **237** outbreaks in acute hospitals have been notified and **26** of these outbreaks remain open. A total of **3,097 laboratory confirmed cases** linked with outbreaks in acute hospitals have been notified. Of those, 83 were admitted to ICU and 461 died (Table 3). Cases were reported to be a healthcare worker (HCW) in 1,180 cases, not a HCW in 1,696 cases and HCW status was unknown for the remaining cases (Figure 4).

There were five new outbreaks reported in acute hospitals during week 15 2021

Table 3: Number of COVID-19 outbreaks and cases[‡] in acute hospital settings in Ireland, from 22/11/2020 to midnight on 17/04/2021. *Data source: CIDR*

Acute Hospitals	Number of outbreaks notified					Laboratory confirmed cases linked to outbreaks (week 48-15)*			
	Week 15	Week 15 outbreaks: Range in no. of cases	Week 48-15*	Number open	Open outbreaks: Range in no. of cases	Cases notified in week 15^	Total cases	Total ICU cases	Total number of deaths
	5	0-4	237	26	0-118	9	3097	83	461

‡Case numbers fewer than 5 are not presented here. *Contains data from weeks in 2020 (48-53) and 2021 (weeks 1-15). ^Not all cases are linked to outbreaks as of yet.

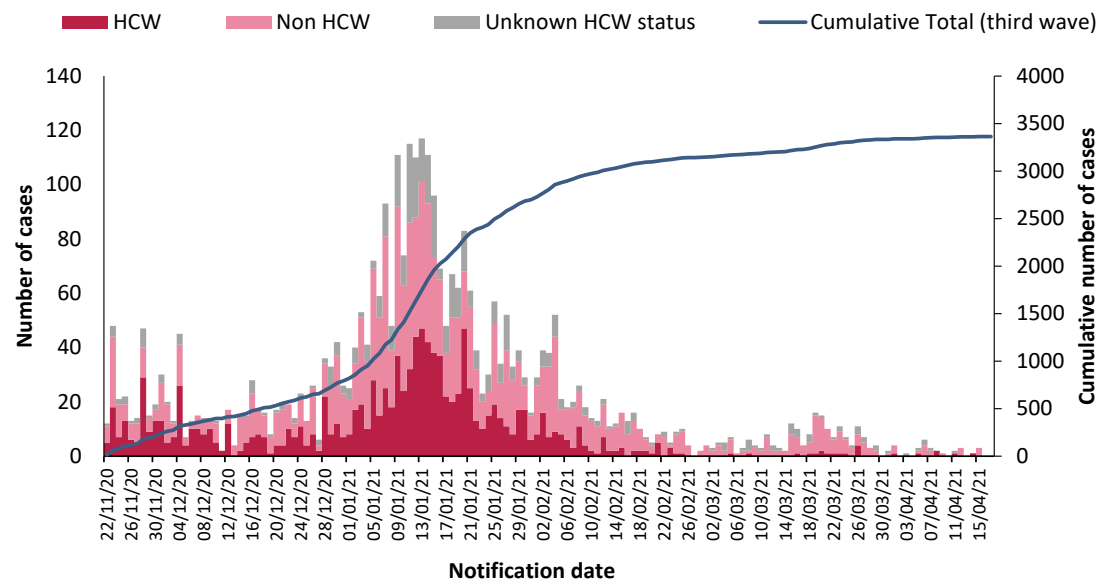


Figure 4: Epi-curve of confirmed COVID-19 cases linked to outbreaks in acute hospitals by healthcare worker (HCW) status and by date of notification, and cumulative number of confirmed cases during the third wave of infection by date of notification, from 22/11/2020 to 17/04/2021. *Data source: CIDR*

Note: Data are provisional

Focus on Residential Institutions (see footnote¹)

There were **453** outbreaks in residential institutions, with **3,241** linked laboratory confirmed COVID-19 cases, notified in Ireland since 01/03/2020.

From 22/11/2020 to 17/04/2021, **231** outbreaks in residential institutions have been notified and **24** of these outbreaks remain open. There were **1,833 laboratory confirmed cases** linked with outbreaks in residential institutions. Of those, 74 cases linked to outbreaks in residential facilities were hospitalised, five were admitted to ICU and 42 cases died (Table 4). The majority of residential institution outbreaks were notified in centres for disabilities, with **168** outbreaks and 1,307 linked cases notified since week 48.

There were no new outbreaks reported in residential institutions included in this section of the report during week 15 2021. There were three outbreaks in residential facilities for vulnerable groups; one in a homeless facility and two in Direct Provision Centres (Asylum seekers / refugees). Please see Section on ‘Other Vulnerable Populations’ and Table 5.

Table 4: Number of COVID-19 outbreaks and cases[‡] in residential institutions in Ireland, from 22/11/2020 to midnight on 17/04/2021. *Data source: CIDR*

Outbreak location	Number of outbreaks notified					Laboratory confirmed cases linked to outbreaks (week 48-15)*				
	Week 15	Week 15 outbreaks: Range in no. of cases [#]	Week 48-15*	Number open	Open outbreaks: Range in no. of cases [#]	Cases notified in week 15 [^]	Total cases	Total hospitalised cases	Total ICU cases	Total number of deaths
Centre for disabilities	0	n/a	168	15	1-19	<5	1307	52	<5	19
Centre for older people	0	n/a	15	0	n/a	<5	187	<5	<5	7
Children’s / TUSLA residential centre	0	n/a	18	4	1-13	<5	85	<5	<5	<5
Mental health facility	0	n/a	20	2	2-3	<5	130	13	<5	<5
Other	0	n/a	9	3	4-14	<5	121	<5	<5	13
Not Specified	0	n/a	1	0	n/a	<5	3	<5	<5	<5
Total	0	n/a	231	24	0-19	<5	1833	74	5	42

#n/a is used where there were no outbreaks in a category or where there are no confirmed cases currently linked to any outbreak in that category (see technical note 6, Appendix 3). ‡Case numbers fewer than 5 are not presented here. *Contains data from weeks in 2020 (48-53) and 2021 (weeks 1-15). ^Not all cases are linked to outbreaks as of yet.

¹ This section focuses on the following residential settings: Centres for disabilities, Centres for older people, Children’s/TUSLA residential centres and mental health facilities. Homeless services, addiction services, direct provision centres and prisons are reported in the Focus on Vulnerable Populations section.

Note: Data are provisional

COVID-19 Outbreaks in Other Vulnerable Populations

This brief overview of COVID-19 outbreaks in vulnerable populations/settings only includes outbreaks involving the Roma community, Irish Traveller community, outbreaks in Direct Provision Centres, facilities for the homeless/those with addiction issues and prisons notified up to midnight on 17/04/2021 (Table 5).

There were 14 new outbreaks reported in vulnerable populations during week 15 2021:

- Ten outbreaks among Irish Travellers
- Two outbreaks in Direct Provision centres that were late notifications from December 2020 and February 2021
- One outbreak was in the Roma community
- One outbreak was in a residential facility for the homeless population

Table 5: Number of COVID-19 outbreaks in settings involving vulnerable populations, including the Roma community, Irish Traveller community, outbreaks in Direct Provision Centres, facilities for the homeless/those with addiction issues and prisons notified from week 48 (week commencing 22/11/2020) to midnight on 17/04/2021 and laboratory confirmed cases[†] linked to these outbreaks. *Data source: CIDR*

Vulnerable populations	Number of outbreaks notified					Laboratory confirmed cases linked to outbreaks (week 48-15)**				
	Week 15	Week 15 outbreaks: Range in no. of cases [#]	Week 48-15**	Number open	Open outbreaks: Range in no. of cases [#]	Cases notified in week 15 [^]	Total cases	Total hospitalised cases	Total ICU cases	Total number of deaths*
Roma community	1	11	20	13	1-21	11	146	23	7	<5
Irish Travellers	10	1-10	286	151	0-130	85	3409	149	19	8
Direct provision centres	2	1-2	43	9	1-27	<5	413	5	<5	<5
Homeless [¥]	1	5	38	7	2-13	<5	224	<5	<5	<5
People with addictions	0	n/a	10	1	2	<5	60	<5	<5	<5
Prisons	0	n/a	6	0	n/a	<5	110	<5	<5	<5
Total	14	0-11	403	181	0-130	96	4362	185	29	11

[†]Case numbers fewer than 5 are not presented here. [¥]Homeless facilities include some facilities that provide long term supported accommodation. Also includes staff of homeless facilities. *All COVID-19 cases that died and were linked to outbreaks in these settings have been laboratory confirmed. No deaths in probable/possible cases linked to outbreaks in these settings have been notified. [#]n/a is used where there were no outbreaks in a category or where there are no confirmed cases currently linked to any outbreak in that category (see technical note 6, Appendix 3). **Contains data from weeks in 2020 (48-53) and 2021 (weeks 1-15). [^]Not all cases are linked to outbreaks as of yet.

Note: Data are provisional

COVID-19 Outbreaks in Workplaces

In total, **383** COVID-19 outbreaks in workplaces² have been notified from 22/11/2020 up to midnight on 17/04/2021. Since week 48, **85** COVID-19 outbreaks have been notified in businesses associated with the production or processing of food and beverages, of which **44** were in meat/poultry/fish plants in all HSE areas.

There were 16 new COVID-19 workplace outbreaks notified during week 15 2021.

Table 6: Number of COVID-19 workplace outbreaks notified from 22/11/2020 to midnight on 17/04/2021 and laboratory confirmed cases[†] linked to workplace outbreaks. *Data source: CIDR*

Workplace outbreaks	Number of outbreaks notified					Laboratory confirmed cases linked to outbreaks (week 48-15) ^{***}				
	Week 15	Week 15 outbreaks: Range in no. of cases [#]	Weeks 48-15 ^{***}	Number open	Open outbreaks: Range in no. of cases [#]	Cases notified in week 15	Total cases	Total hospitalised cases	Total ICU cases	Total number of deaths [*]
Meat/poultry Production and Processing	0	n/a	44	17	2-91	13	1128	8	<5	<5
Other food/beverage Production and Processing	3	2-8	41	9	2-11	5	367	7	<5	<5
Construction industry ^{**}	3	1-3	42	14	1-16	<5	195	1	<5	<5
Commercial	7	0-12	105	35	0-76	<5	668	12	6	<5
Manufacturing	1	4	58	14	2-49	<5	383	10	<5	<5
Office-based	1	3	30	4	2-10	<5	154	5	<5	<5
Defence/Justice/Emergency services	0	n/a	46	8	2-16	<5	254	<5	<5	<5
Other Workplace [‡]	1	0-5	17	3	0-5	<5	77	<5	<5	<5
Total	16	0-12	383	104	0-91	25	3226	44	14	<5

[†]Case numbers fewer than 5 are not presented here. ^{*}All COVID-19 cases that died and were linked to outbreaks in these settings have been laboratory confirmed. No deaths in probable/possible cases linked to outbreaks in these settings have been notified. ^{**}Cases linked to some construction site outbreaks may reside in Northern Ireland and consequently will be notified in that jurisdiction. These cases will not be included in the case numbers. for Ireland. ^{***}Contains data from weeks in 2020 (48-53) and 2021 (weeks 1-15). [‡]“Other workplace” includes businesses that do not fit in the above workplace categories. #n/a is used where there were no outbreaks in a category or where there are no confirmed cases currently linked to any outbreak in that category (see technical note 6, Appendix 3).

² Workplace outbreaks exclude the following workplaces: hospitals, residential facilities, hotels, public houses, retail outlets, and other settings (outbreaks in GP practices and outbreaks associated with home carers). These are reported under those headings.

Note: Data are provisional

COVID-19 Outbreaks associated with school children (+/- staff), universities/colleges and childcare facilities

In total, **594** COVID-19 outbreaks associated with school children (+/- staff), universities/colleges/third level students and childcare facilities have been notified from 21/11/2020 up to midnight on 17/04/2021.

During week 15 2021, there were five COVID-19 outbreaks associated with school children +/- staff, 11 COVID-19 outbreaks associated with childcare facilities and two outbreaks associated with University/college or third level students.

Table 7: Number of COVID-19 outbreaks associated with school children (+/- staff), universities/colleges/third level students and childcare facilities notified to midnight on 17/04/2021 and laboratory confirmed cases[†] linked to these outbreaks. *Data source: CIDR*

Outbreak location	Number of outbreaks notified					Laboratory confirmed cases linked to outbreaks (week 48-15) ^{###}				
	Week 15	Week 15 outbreaks: Range in no. of cases [#]	Week 48-15 ^{###}	Number open	Open outbreaks: Range in no. of cases [#]	Cases notified in week 15 [^]	Total cases	Total hospitalised cases	Total ICU cases	Total number of deaths
School*	5	0-5	260	123	0-21	10	1136	10	<5	<5
University/college/third level students**	2	0-3	112	20	1-290	<5	1020	7	<5	<5
Childcare facility	11	2-10	222	70	1-49	26	1359	9	<5	<5
Total	18	0-10	594	213	0-290	37	3515	26	<5	<5

[†]Case numbers fewer than 5 are not presented here. *These outbreaks are outbreaks associated with school children +/- or school staff. Transmission of COVID-19 within the school has not necessarily been established in these outbreaks. **These outbreaks also include outbreaks among third level students that may have occurred in other locations, such as private houses or social gatherings, and may not be directly linked to a University/college location. #n/a is used where there were no outbreaks in a category or where there are no confirmed cases currently linked to any outbreak in that category (see technical note 6, Appendix 3). ###Contains data from weeks in 2020 (48-53) and 2021 (weeks 1-15). ^Not all cases are linked to outbreaks as of yet.

Note: Data are provisional

Appendices
Appendix 1

Table A: Number of COVID-19 outbreaks notified in Ireland by outbreak location and closure status, to midnight 17/04/2021, N=15,213. *Data source: CIDR*

Outbreak Location	Outbreak closure status (all outbreak classifications)		
	Closed	Open	Total
Hospital	389	26	415
Nursing home	569	11	580
Community Hospital/Long-stay unit	46	8	54
Residential institution	565	41	606
Other healthcare service	145	26	171
Private house*	4114	6108	10222
Workplace	526	105	631
Travel related	78	53	131
Transport	14	13	27
Extended family	387	244	631
Childcare facility	228	71	299
Community outbreak	281	66	347
Hotel	18	3	21
Guest house/ B&B	2	1	3
Public house	35	1	36
Restaurant / Cafe	85	7	92
Social gathering	68	30	98
Retail outlet	125	31	156
School**	336	123	459
University/college***	39	4	43
Religious/Other ceremony	39	23	62
Sporting activities/fitness	30	3	33
Other recreation activity	1	0	1
Personal grooming service	10	0	10
Other	66	13	79
Unknown	1	0	1
Not specified	2	3	5
Total	8199	7014	15213

*It is common practice not to close private house outbreaks on CIDR due to the large volume of these types of outbreaks on CIDR.

**These outbreaks are outbreaks associated with school children +/- school staff. Transmission of COVID-19 within the school has not necessarily been established in these outbreaks.

***These outbreaks are associated with a university/college location and do not include outbreaks among third level students that occurred at other locations.

Note: Data are provisional

Appendix 2

Table B: Number of COVID-19 outbreaks in Ireland notified in Week 15 2021, by outbreak location and month of occurrence of first case, data up to midnight 17/04/2021, N=252. *Data source: CIDR*

Outbreak location	Oct	Dec	Jan	Feb	Mar	Apr	Unknown	Total
Childcare facility					3	8		11
Community outbreak						9		9
Extended family			3		4	9		16
Hospital					1	3	1	5
Hotel						1		1
Not Specified						1		1
Nursing home					1			1
Other					2		1	3
Private house	1	8	13	4	47	86	2	161
Religious/Other ceremony						1		1
Residential institution		1		1	1			3
Retail outlet					1	1		2
School					2	2	1	5
Social gathering						1		1
Transport					2	3		5
Travel related					5	5	1	11
Workplace					7	8	1	16
Total	1	9	16	5	76	138	7	252

Note: Data are provisional

Appendix 3 Technical Notes

1. Data are based on statutory notifications and were extracted from the National Computerised Infectious Disease Reporting (CIDR) system. Data are provisional and subject to ongoing review, validation and update. As a result, figures in this report may differ from previously published figures.

2. For surveillance purposes, the following COVID-19 outbreak definition is used for notifying COVID-19 outbreaks/clusters:

Confirmed*

- **There is a cluster/outbreak, with two or more cases of laboratory confirmed COVID-19 infection regardless of symptom status. This includes cases with symptoms and cases who are asymptomatic.**

OR

- **There is a cluster/outbreak, with two or more cases of illness with symptoms consistent with COVID-19 infection (as per the COVID-19 case definition), and at least one person is a confirmed case of COVID-19.**

* From September 21st 2020, suspected COVID outbreaks should be reported with the disease category 'Acute Respiratory Infection (ARI)'. If one or more cases linked to the outbreak are subsequently confirmed as COVID-19, the ARI outbreak should be reclassified to being a COVID-19 outbreak. Outbreaks of suspected COVID-19 which were notified before September 21st 2020, and met the previous COVID-19 outbreak definition should remain as COVID-19 outbreaks on CIDR.

The COVID-19 case definition is detailed on the Health Protection Surveillance Centre (HPSC) website: <https://www.hpsc.ie/a-z/respiratory/coronavirus/novelcoronavirus/casedefinitions/>

3. This report includes confirmed and suspected COVID-19 outbreaks.

4. An "Open" or "Closed" outbreak is defined as an outbreak where the outbreak status is "Open" or "Closed" on CIDR. In order to declare an outbreak "Closed" the outbreak location should not have experienced any new cases of infection which meet the case definition for a period of 28 days (two incubation periods).

5. Outbreak type (family/general) indicates whether an outbreak is confined to a family (family outbreak) or affects members of more than one household (general outbreak).

6. The "range in number of cases" presented in Tables 2 to 7 is based on laboratory confirmed cases linked to an outbreak in CIDR. The priority is to notify outbreaks to CIDR in a timely fashion and, while every effort is made to link cases to outbreaks as quickly as possible, there can sometimes be a delay in linking cases to the outbreak. Ranges in number of cases that include "0" include outbreaks that currently have no linked cases. Data in CIDR are continuously reviewed and updated and this includes the identification and linking of outbreak-associated cases.

Note: Data are provisional