



# Epidemiology of COVID-19 Outbreaks/Clusters in Ireland

## Weekly Report

Prepared by HPSC on 22<sup>nd</sup> March 2021

**Week 11 2021 (week ending 20<sup>th</sup> March 2021)**

### Note: Data are provisional

This report includes data extracted from CIDR on 22<sup>nd</sup> March 2021 at 08:30am and includes COVID-19 outbreaks notified on CIDR up to midnight 20/03/2021.

<b>Total Number of COVID-19 outbreaks notified since week 10 2020:</b>	<b>13,818</b>
<b>Number of COVID-19 outbreaks notified from week 48:</b>	<b>4,786</b>
<b>Number of COVID-19 outbreaks notified since week 48 OPEN:</b>	<b>2,756</b>
<b>Number of COVID-19 outbreaks notified since week 48 CLOSED:</b>	<b>2,030</b>
<b>Number of COVID-19 outbreaks notified in week 11 2021:</b>	<b>404</b>

Waves (weeks)	Dates
Wave 1 (weeks 10-31 2020)	01/03/2020 – 01/08/2020
Wave 2 (week 32-47 2020)	02/08/2020 – 21/11/2020
Wave 3 (week 48 2020 onwards)	22/11/2020 onwards

The COVID-19 outbreak definition is available in appendix 3 of this report and on the HPSC website at: <https://www.hpsc.ie/a-z/respiratory/coronavirus/novelcoronavirus/casedefinitions/covid-19outbreakcasedefinitionforireland/>

Please note COVID-19 outbreaks and cases are continuously validated/updated on Ireland's national Computerised Infectious Disease Reporting System (CIDR).

Sincere thanks are extended to all those who are participating in the collection of data and reporting of data used in these reports. This includes the HSE COVID-19 Contact Management Programme (CMP), staff in ICU units, notifying clinicians, laboratory staff, public health doctors, nurses, surveillance scientists, microbiologists and administrative staff.

**Note: Data are provisional**

### Summary (week 48 2020 to week 11 2021)

**4,786** outbreaks have been reported from week 48 2020 onwards (week beginning 22/11/2020; third wave of COVID-19 infection in Ireland) and key outbreak locations are as follows:

- 2,526 (53%) were in private houses\*
- 212 (4.4%) were reported in hospitals
- 231 (4.8%) were reported in nursing homes
- 22 (0.5%) were reported in community hospital/long-stay units
- 301 (6.3%) were reported in residential institutions
- 1,494 (31%) were reported in a range of other settings, including workplaces (n=337; 7%), travel/transport related settings (n=37; 0.8%), retail outlet (n=74; 1.6%) and restaurant/cafés (n=36; 0.8%). See Table 1 for further details.

2,030 outbreaks have been closed and 2,756 outbreaks are open (See Appendix 1, Table A for breakdown of outbreaks by location and outbreak status. Note that it is common practice not to close private house outbreaks on CIDR due to the large volume of outbreaks in this category.)

13,818 COVID-19 outbreaks have been reported in Ireland since week 10, 2020 (Figure 1).

### Summary (week 11, 2021)

In **week 11 2021**, there were **404** COVID-19 outbreaks notified:

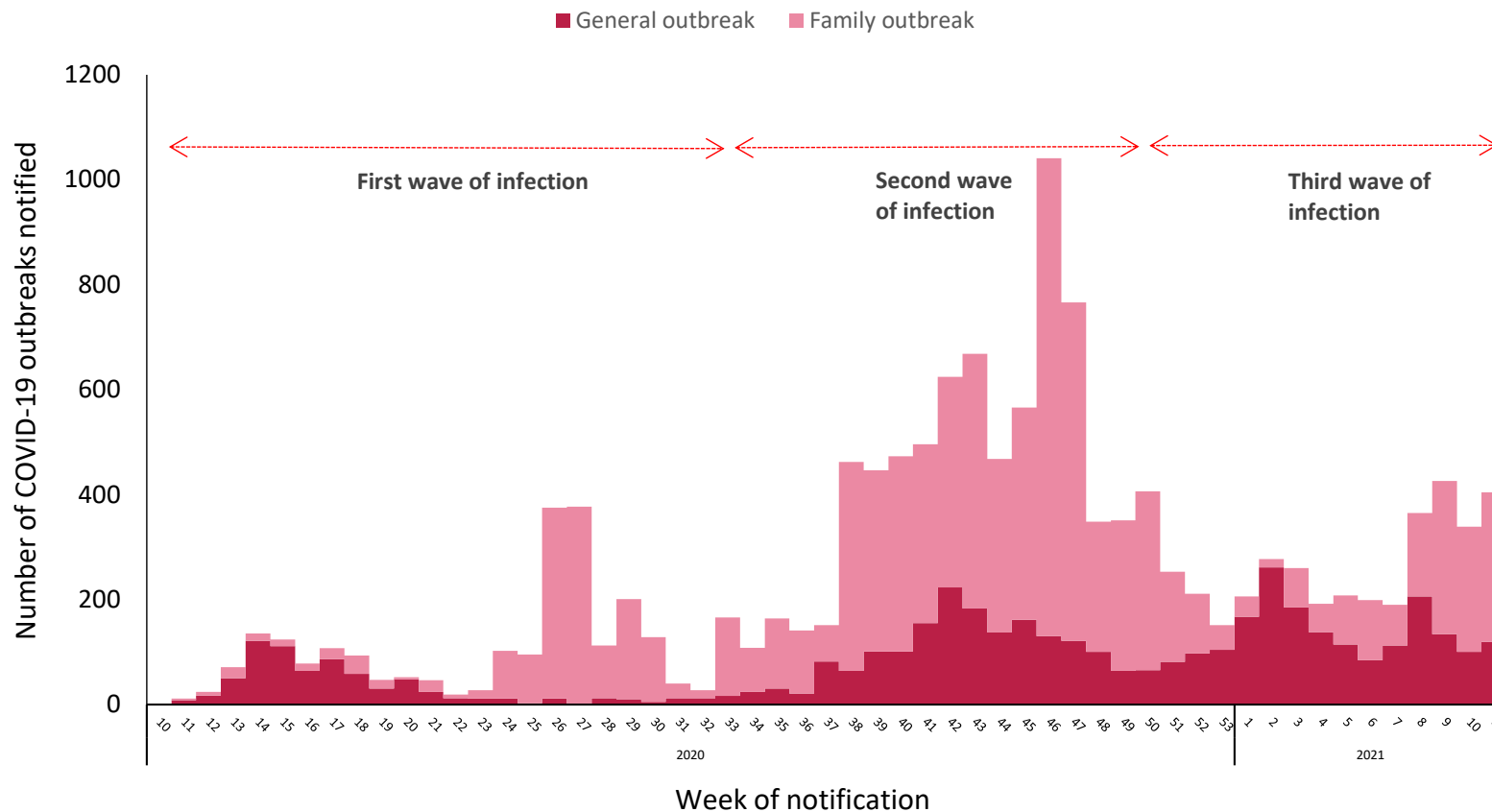
- The overall number of outbreaks notified in week 11 increased by 65 compared to week 10 2021
- There were four new acute hospital outbreaks notified
- There were two nursing home outbreaks notified
- There were ten residential institution outbreaks notified
- There were 24 new outbreaks associated with school children +/- school staff notified
- There were 16 new outbreaks associated with childcare facilities notified
- There were 19 workplace outbreaks notified and locations are summarised in the workplaces section of this report
- The remaining 329 outbreaks included private houses\* (n=272, excluding third-level student outbreaks), extended family (n=22), community outbreaks (n=8, excluding third-level student outbreaks), other healthcare services (n=5), religious/other ceremony (n=4), social gathering (n=3), travel/transport related (n=3), public house (late notifications from December 2020, n=2), hotel/guesthouse/B&B (n=2; late notification from December 2020=1), retail (n=2), restaurant/caf  (n=1), sporting activity/fitness (n=1) and four in an unknown/other location

### Late notifications of outbreaks

In **week 11 2021**, 95 outbreaks were late notifications from October (n=1), November (n=1), December (n=41) and January (n=52) (See Appendix 2, Table B for breakdown of these outbreaks by month).

\*Public Health are prioritising the reporting of outbreaks in key settings e.g. RCFs, hospitals. Therefore, the number of private house outbreaks is underestimated.

**Note: Data are provisional**



**Figure 1:** Epi-curve of COVID-19 outbreaks in all settings notified in Ireland by week of notification and outbreak type (see technical note 5, Appendix 3) to midnight on 20/03/2021, N=13,818. *Data source: CIDR*

Dashed red arrows indicate the timeline of the first, second and third waves of COVID-19 infection in Ireland (Second wave of infection commenced in week 32; week beginning 02/08/2020 and the third wave commenced in week 48 (22/11/2020)).

**Note:** Family outbreaks reported in July 2020 were composed largely of late notified outbreaks from the period March to May 2020.

**Note: Data are provisional and confidential**

**Table 1:** Number of COVID-19 outbreaks notified in Ireland by outbreak location and by week of notification from 22/11/2020 to midnight on 20/03/2021, and difference in number of outbreaks notified in week 11 2021 compared to the previous week, N=4,786. *Data source: CIDR*

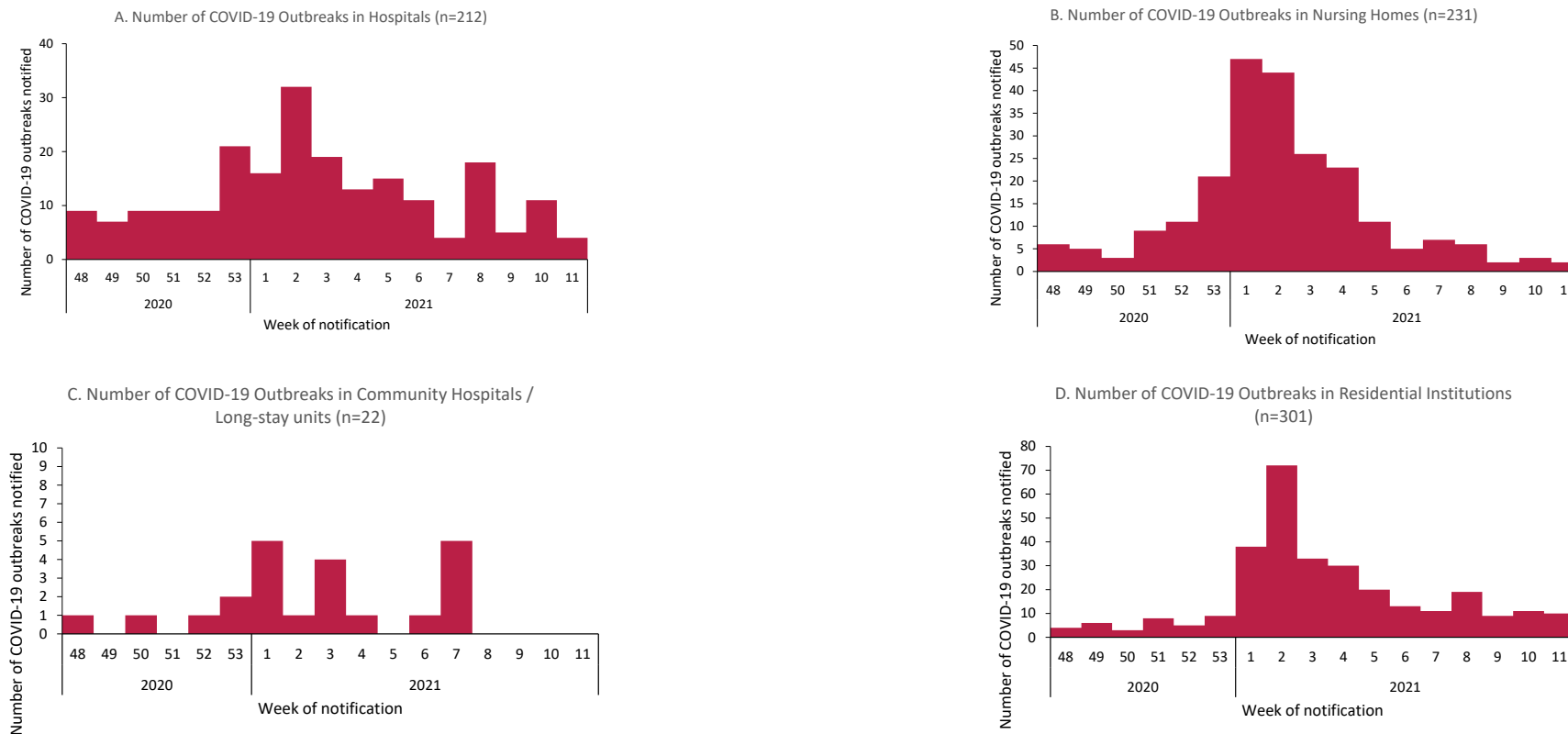
Outbreak location	Week of Outbreak Notification									Difference in number of outbreaks notified since last week	Total (week 48 2020 to week 11 2021)***
	Week 48 2020 to week 3 2021	2021									
		4	5	6	7	8	9	10	11		
Hospital	131	13	15	11	4	18	5	11	4	-7	212
Nursing home	172	23	11	5	7	6	2	3	2	-1	231
Community Hospital / Long-stay unit	15	1	0	1	5	0	0	0	0	0	22
Residential institution	178	30	20	13	11	19	9	11	10	-1	301
Community outbreak	33	3	3	4	0	26	6	8	8	0	91
Other healthcare services	64	8	10	3	6	7	10	10	5	-5	123
Hotel	4	0	0	0	0	0	0	0	1	1	5
Guest house/ B&B	0	0	0	0	0	0	0	0	1	1	1
Restaurant / Cafe	21	0	2	0	2	3	0	7	1	-6	36
Public house	8	0	1	1	0	0	0	0	2	2	12
Social gathering	10	0	2	0	2	6	9	2	3	1	34
Retail outlet	30	6	4	7	10	5	6	4	2	-2	74
Workplace	150	24	26	21	29	36	18	14	19	5	337
Travel related	9	6	0	3	3	1	3	1	2	1	28
Transport	4	0	0	0	0	1	3	0	1	1	9
Private house: family outbreaks	1233	33	68	89	54	130	253	203	258	55	2321
Private house: general outbreaks	68	0	4	6	7	50	47	9	14	5	205
Extended family	105	23	27	24	32	34	37	34	22	-12	338
Childcare Facility	76	14	12	5	9	15	10	8	16	8	165
School*	114	1	1	0	0	3	0	8	24	16	151
University/College**	6	2	1	0	1	4	1	1	0	-1	16
Religious/Other ceremony	15	2	1	3	6	0	4	2	4	2	37
Sporting activity/fitness	1	0	0	0	0	0	0	0	1	1	2
Personal grooming service	2	0	0	0	0	0	0	0	0	0	2
Other	14	3	0	3	2	1	3	3	4	+1	33
<b>Total</b>	<b>2463</b>	<b>192</b>	<b>208</b>	<b>199</b>	<b>190<sup>^</sup></b>	<b>365<sup>^^</sup></b>	<b>426<sup>^^^</sup></b>	<b>339<sup>^^^^</sup></b>	<b>404<sup>^^^^</sup></b>	<b>65</b>	<b>4786</b>

\*These outbreaks are outbreaks associated with school children +/- or school staff. Transmission of COVID-19 within the school has not necessarily been established in these outbreaks. \*\*These outbreaks are associated with a university/college location and do not include outbreaks among third level students that occurred at other locations. \*\*\*Contains outbreaks for weeks in 2020 (48-53) and 2021 (weeks 1-11). <sup>^</sup>Includes 5 late outbreak notifications from December 2020, January and February 2021. <sup>^^</sup>Includes 99 late notifications from November, December and January. <sup>^^^</sup>Includes 141 late notifications from October, December and January. <sup>^^^^</sup>Includes 95 late notifications from October, November, December and January (see Appendix 2, Table B for breakdown).

**Note: Data are provisional and confidential**

## COVID-19 Outbreaks/Clusters in Residential Facilities and Hospital settings in Ireland

A summary of outbreaks linked to nursing homes, acute hospitals, community hospital/long-stay units, and other residential institutions is shown in Figure 2 (A-D), in the subsequent “Focus” sections and Tables 2-5.



**Figure 2 A-D:** Epi-curve of COVID-19 outbreaks in (A) Acute Hospitals<sup>^^#</sup>, (B) Nursing Homes<sup>^^\*</sup>, (C) Community Hospitals/Long-stay units<sup>^</sup> and (D) Residential institutions<sup>^^\*#~</sup> notified in Ireland by week of notification, from 22/11/2020 to midnight on 20/03/2021. <sup>^</sup>Week 7 includes late outbreak notifications from December 2020, January and February 2021. <sup>^^</sup>Week 8 includes late notifications from November and December 2020 and January 2021 (Hospitals=11, Nursing home=1, Residential Institutions=7). <sup>\*</sup>Week 9 includes late notifications from January 2021 (Nursing home=1, Residential Institutions=2). <sup>#</sup>Week 10 includes late notifications from December 2020 and January 2021 (Hospital=5 and Residential Institution =4). <sup>~</sup>Week 11 includes late notifications from January 2021 (Residential Institution=3). *Data source: CIDR*

**Note: Data are provisional and confidential**

### Focus on Nursing Homes and Community Hospitals

There have been **632** outbreaks in nursing homes and community hospital/long stay units, with **15,841** linked laboratory confirmed COVID-19 cases, notified in Ireland since 01/03/2020.

From 22/11/2020 to 20/03/2021, **253** outbreaks in nursing homes or community hospital/long-stay units have been notified and **86** of these outbreaks remain open. A total of **7,955 laboratory confirmed cases** linked with outbreaks in nursing homes or community hospital/long-stay units have been notified. Of those cases, 530 were hospitalised, eleven were admitted to ICU, and 929 laboratory confirmed cases linked to outbreaks in these settings died (Table 3).

Cases were reported to be a healthcare worker (HCW) in 3,343 cases, not a HCW in 3,993 cases and HCW status was unknown for the remaining cases (Figure 3).

**There were two new outbreaks reported in nursing homes and no new outbreaks in community hospital/long-stay units during week 11 2021.**

**Table 2:** Number of COVID-19 outbreaks and cases<sup>‡</sup> in nursing homes and community hospital/long-stay units in Ireland, from 22/11/2020 to midnight on 20/03/2021. *Data source: CIDR*

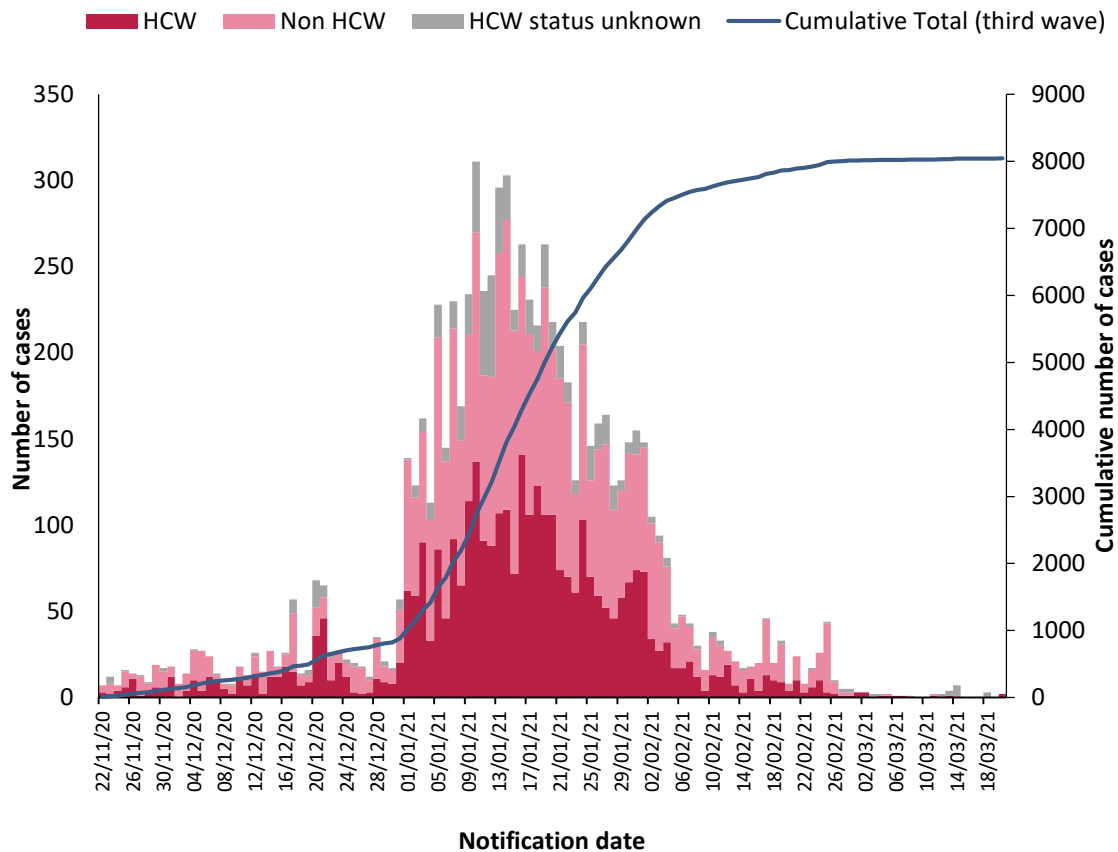
Outbreak location	Number of outbreaks notified					Laboratory confirmed cases <sup>‡</sup> linked to outbreaks (week 48-11)*				
	Week 11	Week 11 outbreaks: Range in no. of cases <sup>#</sup>	Week 48-11*	Number open	Open outbreaks: Range in no. of cases <sup>#</sup>	Cases notified in week 11	Total cases	Total hospitalised cases	Total ICU cases	Total number of deaths
Nursing home	2	3-13	231	68	0-127	12	7342	437	9	890
Community Hospital/Long-stay unit	0	n/a	22	18	4-91	<5	613	93	<5	39
<b>Total</b>	<b>2</b>	<b>0-13</b>	<b>253</b>	<b>86</b>	<b>0-127</b>	<b>12</b>	<b>7955</b>	<b>530</b>	<b>11</b>	<b>929</b>

<sup>‡</sup>Case numbers fewer than 5 are not presented here.

<sup>#</sup>n/a is used where there were no outbreaks in a category or where there are no confirmed cases currently linked to any outbreak in that category (see technical note 6, Appendix 3).

\*Contains data from weeks in 2020 (48-53) and 2021 (weeks 1-11).

**Note: Data are provisional and confidential**



**Figure 3:** Epi-curve of confirmed COVID-19 cases linked to outbreaks in nursing homes and community hospital/long-stay units by healthcare worker (HCW) status and by date of notification, and cumulative number of confirmed cases during the third wave of infection by date of notification, from 22/11/2020 to midnight 20/03/2021. *Data source: CIDR*

**Note: Data are provisional**

### Focus on Acute Hospitals

There were **390** outbreaks in acute hospitals, with **5,065** linked laboratory confirmed COVID-19 cases, notified in Ireland since 01/03/2020.

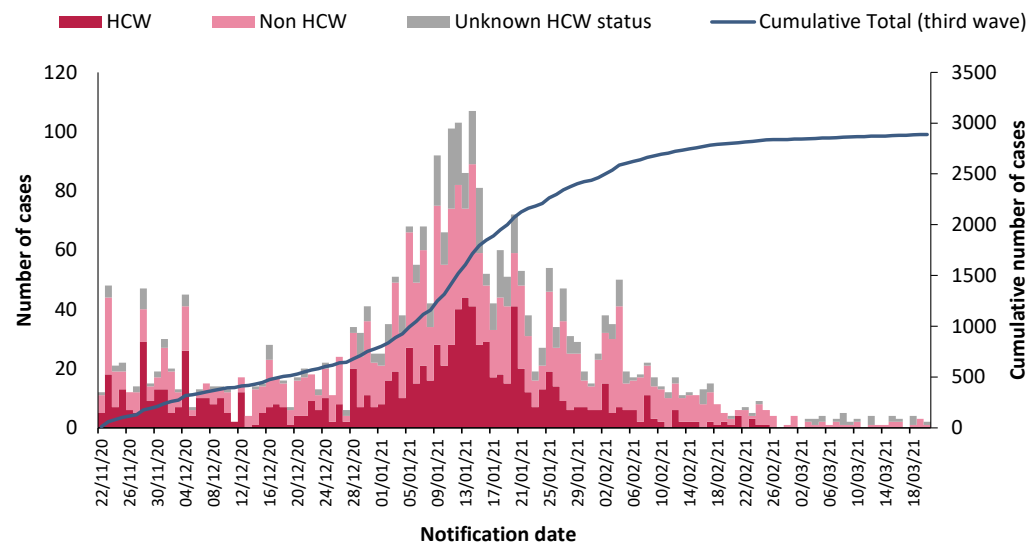
From 22/11/2020 to 20/03/2021, **212** outbreaks in acute hospitals have been notified and 58 of these outbreaks remain open. A total of **2,619 laboratory confirmed cases** linked with outbreaks in acute hospitals have been notified. Of those, 70 were admitted to ICU and 354 died (Table 3). Cases were reported to be a healthcare worker (HCW) in 1,027 cases, not a HCW in 1,431 cases and HCW status was unknown for the remaining cases (Figure 4).

### There were 4 new outbreaks reported in acute hospitals during week 11 2021

**Table 3:** Number of COVID-19 outbreaks and cases<sup>‡</sup> in acute hospital settings in Ireland, from 22/11/2020 to midnight on 20/03/2021. *Data source: CIDR*

Acute Hospitals	Number of outbreaks notified					Laboratory confirmed cases linked to outbreaks (week 48-11)*			
	Week 11	Week 11 outbreaks: Range in no. of cases	Week 48-11*	Number open	Open outbreaks: Range in no. of cases	Cases notified in week 11	Total cases	Total ICU cases	Total number of deaths
	4	0-3	212	58	0-155	17	2619	70	365

‡Case numbers fewer than 5 are not presented here. \*Contains data from weeks in 2020 (48-53) and 2021 (weeks 1-11)



**Figure 4:** Epi-curve of confirmed COVID-19 cases linked to outbreaks in acute hospitals by healthcare worker (HCW) status and by date of notification, and cumulative number of confirmed cases during the third wave of infection by date of notification, from 22/11/2020 to 20/03/2021. *Data source: CIDR*

**Note: Data are provisional**



### Focus on Residential Institutions (see footnote<sup>1</sup>)

There were **446** outbreaks in residential institutions, with **3,051** linked laboratory confirmed COVID-19 cases, notified in Ireland since 01/03/2020.

From 22/11/2020 to 20/03/2021, **224** outbreaks in residential institutions have been notified and 69 of these outbreaks remain open. There were **1,760 laboratory confirmed cases** linked with outbreaks in residential institutions. Of those, 67 cases linked to outbreaks in residential facilities were hospitalised, four were admitted to ICU and 42 cases died (Table 4). The majority of residential institution outbreaks were notified in centres for disabilities, with **164** outbreaks and 1,258 linked cases notified since week 48.

### There were six new outbreaks reported in residential institutions during week 11 2021

**Table 4:** Number of COVID-19 outbreaks and cases<sup>‡</sup> in residential institutions in Ireland, from 22/11/2020 to midnight on 20/03/2021. *Data source: CIDR*

Outbreak location	Number of outbreaks notified					Laboratory confirmed cases linked to outbreaks (week 48-11)*				
	Week 11	Week 11 outbreaks: Range in no. of cases <sup>#</sup>	Week 48-11*	Number open	Open outbreaks: Range in no. of cases <sup>#</sup>	Cases notified in week 11	Total cases	Total hospitalised cases	Total ICU cases	Total number of deaths
Centre for disabilities	3	0-5	164	51	0-42	5	1258	47	<5	19
Centre for older people	0	n/a	14	3	1-42	<5	182	<5	<5	7
Children's / TUSLA residential centre	1	2	18	6	0-13	<5	78	<5	<5	<5
Mental health facility	1	1	19	4	1-3	<5	125	13	<5	<5
Other	0	n/a	7	3	8-49	<5	112	<5	<5	13
Not Specified	1	n/a	2	2	0-5	<5	5	<5	<5	<5
<b>Total</b>	<b>6</b>	<b>0-5</b>	<b>224</b>	<b>69</b>	<b>0-49</b>	<b>10</b>	<b>1760</b>	<b>67</b>	<b>4</b>	<b>42</b>

#n/a is used where there were no outbreaks in a category or where there are no confirmed cases currently linked to any outbreak in that category (see technical note 6, Appendix 3). ‡Case numbers fewer than 5 are not presented here. \*Contains data from weeks in 2020 (48-53) and 2021 (weeks 1-11).

<sup>1</sup> This section focuses on the following residential settings: Centres for disabilities, Centres for older people, Children's/TUSLA residential centres and mental health facilities. Homeless services, addiction services, direct provision centres and prisons are reported in the Focus on Vulnerable Populations section.

**Note: Data are provisional**

### COVID-19 Outbreaks in Other Vulnerable Populations

This brief overview of COVID-19 outbreaks in vulnerable populations/settings only includes outbreaks involving the Roma community, Irish Traveller community, outbreaks in Direct Provision Centres, facilities for the homeless/those with addiction issues and prisons notified up to midnight on 20/03/2021 (Table 5).

**There were 49 new outbreaks reported in vulnerable populations during week 11 2021:**

**Table 5:** Number of COVID-19 outbreaks in settings involving vulnerable populations, including the Roma community, Irish Traveller community, outbreaks in Direct Provision Centres, facilities for the homeless/those with addiction issues and prisons notified from week 48 (week commencing 22/11/2020) to midnight on 20/03/2021 and laboratory confirmed cases<sup>‡</sup> linked to these outbreaks. *Data source: CIDR*

Vulnerable populations	Number of outbreaks notified					Laboratory confirmed cases linked to outbreaks (week 48-11)**				
	Week 11	Week 11 outbreaks: Range in no. of cases <sup>#</sup>	Week 48-11**	Number open	Open outbreaks: Range in no. of cases <sup>#</sup>	Cases notified in week 11	Total cases	Total hospitalised cases	Total ICU cases	Total number of deaths*
Roma community	3	3-6	10	5	2-17	<5	70	11	<5	<5
Irish Travellers <sup>^</sup>	42	0-8	243	143	0-130	82	2780	116	14	7
Direct provision centres <sup>^</sup>	1	6	37	7	2-26	13	339	5	<5	<5
Homeless <sup>¥</sup> <sup>^</sup>	2	2-13	24	9	1-30	<5	157	<5	<5	<5
People with addictions	0	n/a	10	1	2	<5	60	<5	<5	<5
Prisons <sup>^</sup>	1	5	6	2	9-29	<5	106	<5	<5	<5
<b>Total</b>	<b>49</b>	<b>0-13</b>	<b>330</b>	<b>167</b>	<b>0-130</b>	<b>98</b>	<b>3512</b>	<b>136</b>	<b>17</b>	<b>8</b>

<sup>‡</sup>Case numbers fewer than 5 are not presented here. <sup>¥</sup>Homeless facilities include some facilities that provide long term supported accommodation. Also includes staff of homeless facilities. \*All COVID-19 cases that died and were linked to outbreaks in these settings have been laboratory confirmed. No deaths in probable/possible cases linked to outbreaks in these settings have been notified. <sup>#</sup>n/a is used where there were no outbreaks in a category or where there are no confirmed cases currently linked to any outbreak in that category (see technical note 6, Appendix 3). \*\*Contains data from weeks in 2020 (48-53) and 2021 (weeks 1-11). <sup>^</sup>Includes late outbreak notifications from November 2020, December 2020 and January 2021 (Irish Travellers=13, Homeless=1, DPC=1, Prison=1).

**Note: Data are provisional**

## COVID-19 Outbreaks in Workplaces

In total, **337** COVID-19 outbreaks in workplaces<sup>2</sup> have been notified from 22/11/2020 up to midnight on 20/03/2021. Since week 48, **74** COVID-19 outbreaks have been notified in businesses associated with the production or processing of food and beverages, of which **41** were in meat/poultry/fish plants in all HSE areas.

There were **19 new COVID-19 workplace outbreaks notified during week 11 2021:**

**Table 6:** Number of COVID-19 workplace outbreaks notified from 22/11/2020 to midnight on 20/03/2021 and laboratory confirmed cases<sup>†</sup> linked to workplace outbreaks. *Data source: CIDR*

Workplace outbreaks	Number of outbreaks notified					Laboratory confirmed cases linked to outbreaks (week 48-11) <sup>***</sup>				
	Week 11	Week 11 outbreaks: Range in no. of cases <sup>#</sup>	Weeks 48-11 <sup>***</sup>	Number open	Open outbreaks: Range in no. of cases <sup>#</sup>	Cases notified in week 11	Total cases	Total hospitalised cases	Total ICU cases	Total number of deaths <sup>*</sup>
Meat/poultry Production and Processing	2	0-10	41	27	0-132	13	1015	6	<5	<5
Other food/beverage Production and Processing <sup>^</sup>	1	9	33	18	0-102	<5	327	6	<5	<5
Construction industry <sup>**</sup>	2	4	31	18	2-22	<5	145	<5	<5	<5
Commercial <sup>^</sup>	8	1-7	88	42	1-54	10	488	8	<5	<5
Manufacturing	0	n/a	50	20	1-49	<5	349	7	<5	<5
Office-based <sup>^</sup>	1	5	32	8	2-12	<5	171	5	<5	<5
Defence/Justice/Emergency services	1	2	41	11	1-16	<5	227	<5	<5	<5
Other Workplace <sup>‡^</sup>	4	0-29	21	10	0-170	6	89	<5	<5	<5
<b>Total</b>	<b>19</b>	<b>0-29</b>	<b>337</b>	<b>154</b>	<b>0-170</b>	<b>39</b>	<b>2811</b>	<b>34</b>	<b>11</b>	<b>&lt;5</b>

<sup>†</sup>Case numbers fewer than 5 are not presented here. <sup>\*</sup>All COVID-19 cases that died and were linked to outbreaks in these settings have been laboratory confirmed. No deaths in probable/possible cases linked to outbreaks in these settings have been notified. <sup>\*\*</sup>Cases linked to some construction site outbreaks may reside in Northern Ireland and consequently will be notified in that jurisdiction. These cases will not be included in the case numbers. for Ireland. <sup>\*\*\*</sup>Contains data from weeks in 2020 (48-53) and 2021 (weeks 1-11). <sup>‡</sup>“Other workplace” includes businesses that do not fit in the above workplace categories. <sup>#</sup>n/a is used where there were no outbreaks in a category or where there are no confirmed cases currently linked to any outbreak in that category (see technical note 6, Appendix 3). <sup>^</sup>Includes late notifications from December 2020 and January 2021 (Commercial=3, Office=1, Other food/beverage production=1, Other=1)

<sup>2</sup> Workplace outbreaks exclude the following workplaces: hospitals, residential facilities, hotels, public houses, retail outlets, and other settings (outbreaks in GP practices and outbreaks associated with home carers). These are reported under those headings.

**Note: Data are provisional**

### COVID-19 Outbreaks associated with school children (+/- staff), universities/colleges and childcare facilities

In total, **421** COVID-19 outbreaks associated with school children (+/- staff), universities/colleges/third level students and childcare facilities have been notified from 21/11/2020 up to midnight on 20/03/2021.

During **week 11** 2021, there were **24** COVID-19 outbreaks associated with school children +/- staff, **16** COVID-19 outbreaks associated with childcare facilities and **six** outbreaks associated with University/college or third level students

**Table 7:** Number of COVID-19 outbreaks associated with school children (+/- staff), universities/colleges/third level students and childcare facilities notified to midnight on 20/03/2021 and laboratory confirmed cases<sup>†</sup> linked to these outbreaks. *Data source: CIDR*

Outbreak location	Number of outbreaks notified					Laboratory confirmed cases linked to outbreaks (week 48-11) <sup>###</sup>				
	Week 11	Week 11 outbreaks: Range in no. of cases <sup>#</sup>	Week 48-11 <sup>###</sup>	Number open	Open outbreaks: Range in no. of cases <sup>#</sup>	Cases notified in week 11 <sup>^</sup>	Total cases	Total hospitalised cases	Total ICU cases	Total number of deaths
School*^^	24	0-8	151	36	0-9	47	680	8	<5	<5
University/college/third level students**	6	0-3	105	90	1-170	<5	779	7	<5	<5
Childcare facility^^^	16	1-29	165	61	1-29	91	984	6	<5	<5
<b>Total</b>	<b>46</b>	<b>0-29</b>	<b>421</b>	<b>187</b>	<b>0-170</b>	<b>141</b>	<b>2443</b>	<b>21</b>	<b>&lt;5</b>	<b>&lt;5</b>

†Case numbers fewer than 5 are not presented here. \*These outbreaks are outbreaks associated with school children +/- school staff. Transmission of COVID-19 within the school has not necessarily been established in these outbreaks. \*\*These outbreaks also include outbreaks among third level students that may have occurred in other locations, such as private houses or social gatherings, and may not be directly linked to a University/college location. #n/a is used where there were no outbreaks in a category or where there are no confirmed cases currently linked to any outbreak in that category (see technical note 6, Appendix 3). ###Contains data from weeks in 2020 (48-53) and 2021 (weeks 1-11). ^Not all cases are linked to outbreaks as of yet. ^^Includes late notification from December 2020=1. ^^Includes late notifications from December 2020=1 and January 2021=1.

**Note: Data are provisional**

Appendices  
Appendix 1

**Table A:** Number of COVID-19 outbreaks notified in Ireland by outbreak location and closure status, to midnight 20/03/2021, N=13,818. *Data source: CIDR*

Outbreak Location	Outbreak closure status (all outbreak classifications)		
	Closed	Open	Total
Hospital	330	60	<b>390</b>
Nursing home	509	69	<b>578</b>
Community Hospital/Long-stay unit	36	18	<b>54</b>
Residential institution	487	93	<b>580</b>
Other healthcare service	93	62	<b>155</b>
Private house*	3575	5792	<b>9367</b>
Workplace	449	155	<b>604</b>
Travel related	62	26	<b>88</b>
Transport	11	8	<b>19</b>
Extended family	310	220	<b>530</b>
Childcare facility	180	62	<b>242</b>
Community outbreak	210	78	<b>288</b>
Hotel	15	1	<b>16</b>
Guest house/ B&B	2	0	<b>2</b>
Public house	34	1	<b>35</b>
Restaurant / Cafe	70	13	<b>83</b>
Social gathering	61	23	<b>84</b>
Retail outlet	88	29	<b>117</b>
School**	314	37	<b>351</b>
University/college***	35	8	<b>43</b>
Religious/Other ceremony	24	33	<b>57</b>
Sporting activities/fitness	28	1	<b>29</b>
Other recreation activity	1	0	<b>1</b>
Personal grooming service	5	2	<b>7</b>
Other	72	21	<b>93</b>
Unknown	1	0	<b>1</b>
Not specified	2	2	<b>4</b>
<b>Total</b>	<b>7004</b>	<b>6814</b>	<b>13818</b>

\*It is common practice not to close private house outbreaks on CIDR due to the large volume of these types of outbreaks on CIDR.

\*\*These outbreaks are outbreaks associated with school children +/- school staff. Transmission of COVID-19 within the school has not necessarily been established in these outbreaks.

\*\*\*These outbreaks are associated with a university/college location and do not include outbreaks among third level students that occurred at other locations.

**Note: Data are provisional**

## Appendix 2

**Table B:** Number of COVID-19 outbreaks in Ireland notified in Week 11 2021, by outbreak location and month of occurrence of first case, data up to midnight 20/03/2021, N=339. *Data source: CIDR*

Outbreak location	2020			2021			Unknown	Total
	Oct	Nov	Dec	Jan	Feb	Mar		
Childcare facility			1	1	1	12	1	16
Community outbreak				1	3	4		8
Extended family			5	5	1	9	2	22
Guest house / B and B					1			1
Hospital					1	2	1	4
Hotel			1					1
Nursing home						1	1	2
Other		1		2		1		4
Other healthcare service				1	2	1	1	5
Private house	1		28	36	35	142	29	271
Public house			2				1	3
Religious/Other ceremony					3	1		4
Residential institution				3		4	3	10
Restaurant / Cafe						1		1
Retail outlet						2		2
School			1			16	7	24
Social gathering						2	1	3
Sporting activity/fitness						1		1
Transport						1		1
Travel related						2		2
Workplace			3	3	2	8	3	19
<b>Total</b>	<b>1</b>	<b>1</b>	<b>41</b>	<b>52</b>	<b>49</b>	<b>210</b>	<b>50</b>	<b>404</b>

**Note: Data are provisional**

### Appendix 3 Technical Notes

1. Data are based on statutory notifications and were extracted from the National Computerised Infectious Disease Reporting (CIDR) system. Data are provisional and subject to ongoing review, validation and update. As a result, figures in this report may differ from previously published figures.

2. For surveillance purposes, the following COVID-19 outbreak definition is used for notifying COVID-19 outbreaks/clusters:

**Confirmed\***

- **There is a cluster/outbreak, with two or more cases of laboratory confirmed COVID-19 infection regardless of symptom status. This includes cases with symptoms and cases who are asymptomatic.**
- OR**
- **There is a cluster/outbreak, with two or more cases of illness with symptoms consistent with COVID-19 infection (as per the COVID-19 case definition), and at least one person is a confirmed case of COVID-19.**

\* From September 21<sup>st</sup> 2020, suspected COVID outbreaks should be reported with the disease category 'Acute Respiratory Infection (ARI)'. If one or more cases linked to the outbreak are subsequently confirmed as COVID-19, the ARI outbreak should be reclassified to being a COVID-19 outbreak. Outbreaks of suspected COVID-19 which were notified before September 21<sup>st</sup> 2020, and met the previous COVID-19 outbreak definition should remain as COVID-19 outbreaks on CIDR.

The COVID-19 case definition is detailed on the Health Protection Surveillance Centre (HPSC) website: <https://www.hpsc.ie/a-z/respiratory/coronavirus/novelcoronavirus/casedefinitions/>

3. This report includes confirmed and suspected COVID-19 outbreaks.

4. An "Open" or "Closed" outbreak is defined as an outbreak where the outbreak status is "Open" or "Closed" on CIDR. In order to declare an outbreak "Closed" the outbreak location should not have experienced any new cases of infection which meet the case definition for a period of 28 days (two incubation periods).

5. Outbreak type (family/general) indicates whether an outbreak is confined to a family (family outbreak) or affects members of more than one household (general outbreak).

6. The "range in number of cases" presented in Tables 2 to 7 is based on laboratory confirmed cases linked to an outbreak in CIDR. The priority is to notify outbreaks to CIDR in a timely fashion and, while every effort is made to link cases to outbreaks as quickly as possible, there can sometimes be a delay in linking cases to the outbreak. Ranges in number of cases that include "0" include outbreaks that currently have no linked cases. Data in CIDR are continuously reviewed and updated and this includes the identification and linking of outbreak-associated cases.