

## Report of the profile of COVID-19 cases in healthcare workers in Ireland

**week 32 (02/08/2020-08/08/2020) - week 46 (08/11/2020 – 14/11/2020)**

Report prepared by HPSC on 17/11/2020

This report includes data on healthcare worker (HCW) cases of COVID-19 (all case classification – confirmed, probably, possible) notified to the national infectious disease surveillance system (CIDR) from week 32 (02/08/2020 – 08/08/2020) to week 46 (08/11/2020 – 14/11/2020). Appendix A provides a summary of HCW cases of COVID-19 since the pandemic commenced in Ireland from week 10 (01/03/2020- 07/03/2020) to week 46 (08/11/2020 – 14/11/2020). CIDR is a dynamic information system and data are continuously validated and updated.

### **Healthcare worker definition**

Healthcare worker status is determined both by self-classification and workplace. The definition includes anyone who self- identifies as a HCW irrespective of where they work. In addition, all staff that work in any healthcare facility (includes cleaners, household staff etc.) are classified as HCWs. The category includes healthcare workers employed both by public and private providers.

### **Summary**

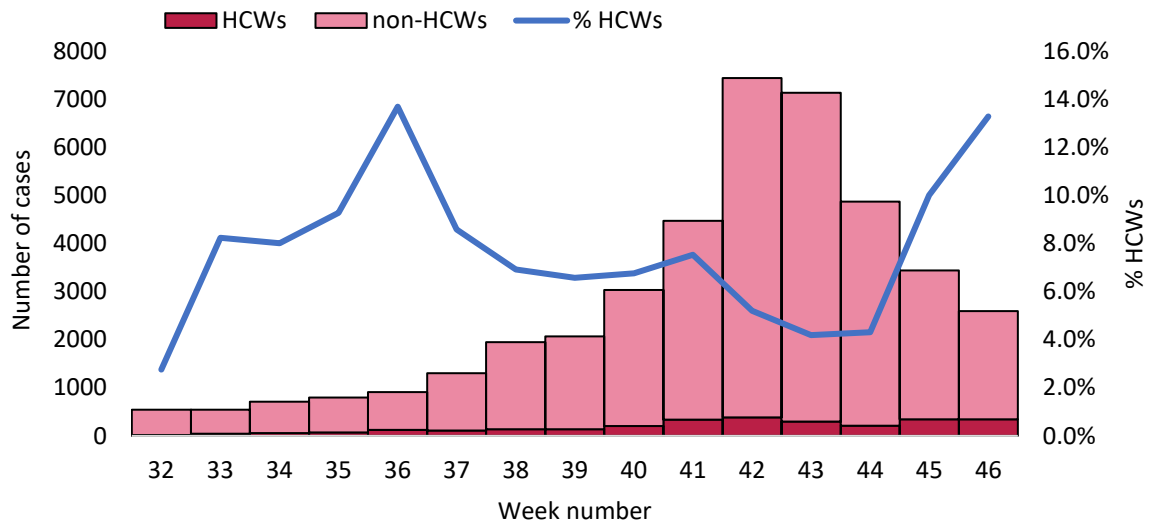
**Table 1:** Summary of healthcare worker COVID-19 cases notified to HPSC, week 32 (02/08/2020-08/08/2020) - week 46 (08/11/2020 – 14/11/2020), Ireland, (n=2,826)

Characteristic of HCW COVID-19 cases	Number	%
<b>Total number of COVID-19 cases</b>	41,817	-
<b>Total number of HCW cases</b>	2,826	6.8%
<b>Median age (IQR<sup>^</sup>)</b>	39 (29-50) years	-
<b>Total number hospitalised</b>	65	2.3%
<b>The median age (IQR) of hospital inpatient</b>	44 (33-55) years	
<b>Total number admitted to intensive care units (ICU)</b>	4	6.1%*
<b>The median age (IQR) of HCW in ICU</b>	46.5 (42.5-51) years	-
<b>Total number of deaths</b>	0	0.0%

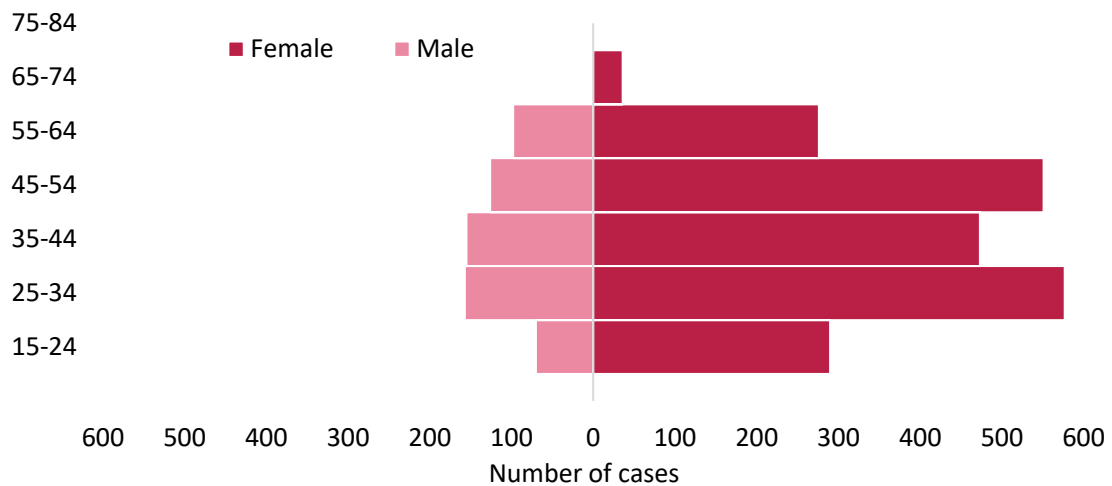
<sup>^</sup> Interquartile range. \*This relates to hospitalised cases and is 0.1% of all HCW cases.

From week 32 (02/08/2020-08/08/2020) to week 46 (08/11/2020 – 14/11/2020), there was a total of 41,817 COVID-19 cases reported to the national surveillance system (CIDR), 2,826 (6.8%) were healthcare workers (HCWs).

For the period from week 32 (02/08/2020-08/08/2020) to week 46 (08/11/2020 – 14/11/2020), the median age of HCW COVID-19 cases is 39 years (range 17-76 years). The number of female cases is disproportionately high (78.0%) among HCW COVID-19 cases compared to non-HCW COVID-19 cases (48.3%), most likely due to some HCW specialities e.g. nursing, being female dominated. The HSE region with the largest proportion of HCW cases is HSE East (40.5%).



**Figure 1:** Healthcare worker and non-health care worker COVID-19 cases and proportion of weekly cases identified as HCWs, notified to HPSC, week 32 (02/08/2020 - 08/08/2020) - week 46 (08/11/2020 – 14/11/2020), Ireland, (n=41,817)



**Figure 2:** Distribution of healthcare worker COVID-19 cases notified to HPSC, by sex and age group, week 32 (02/08/2020-08/08/2020) - week 46 (08/11/2020 – 14/11/2020), Ireland, (n=2,822) \*

\* Sex was not available for 4 cases.

**Table 2:** Health care worker COVID-19 cases notified to HPSC, by sex, age-group, HSE area and underlying clinical conditions, week 32 (02/08/2020 - 08/08/2020) - week 46 (08/11/2020 – 14/11/2020), Ireland, (n=2,826)

		Number of HCW cases	Proportion of all HCW cases (%)
Sex	Female	2,203	78.0
Age-group (years)	15-24	360	12.7
	25-34	737	26.1
	35-44	628	22.2
	45-54	677	24.0
	55-64	375	13.3
	65 and over	49	1.7
HSE area	HSE E	1,145	40.5
	HSE M	225	8.0
	HSE MW	171	6.1
	HSE NE	379	13.4
	HSE NW	227	8.0
	HSE SE	161	5.7
	HSE S	308	10.9
	HSE W	210	7.4
Underlying clinical conditions	Yes	622	22.0
	No	2,106	74.5
	Unknown	98	3.5

**Table 3:** Healthcare worker COVID-19 cases notified to HPSC, by HCW role and work location, week 32(02/08/2020-08/08/2020)- week 46 (08/11/2020 – 14/11/2020), Ireland, (n=2,826)

		Number of HCW cases	Proportion of all HCW cases (%)
HCW Role	Healthcare assistant	669	23.7
	Nurse	663	23.1
	Admin/Clerical worker	162	5.7
	Doctor	113	4.0
	Catering/Kitchen worker	95	3.4
	Other HCW	628	22.5
	Unknown	496	17.6
Location of HCW role	Acute Hospital	805	28.5
	Nursing Home	701	24.8
	Community services	225	8.0
	Centre for Disabilities	116	4.1
	Community Hospital/LSU	95	3.4
	GP surgery	46	1.6
	Mental Health Facility	45	1.6
	Hospice	15	0.5
	Homeless - hub/hostel/hotel	13	0.5
	Other HCW place of work	261	9.2
	Unknown	504	17.8

**Table 4:** Healthcare worker COVID-19 cases notified to HPSC, by ethnicity and country of birth, week 32(02/08/2020-08/08/2020)- week 46 (08/11/2020 – 14/11/2020), Ireland, (n=2,826)

		Number of HCW cases	Proportion of all HCW cases (%)
Ethnicity	White	1,532	54.2
	Indian subcontinent	182	6.4
	Black African	166	5.9
	Mixed background	20	0.7
	Roma	15	0.5
	Other	129	4.6
	Unknown	782	27.7
Country of birth	Ireland	1,159	41.0
	India	153	5.4
	Nigeria	98	3.5
	Philippines	80	2.8
	Poland	37	1.3
	Other countries	317	11.3
	Unknown	982	34.7

**Table 5:** COVID-19 cases in HCW notified to HPSC, linked to outbreaks by outbreak location, week 32(02/08/2020-08/08/2020)- week 46 (08/11/2020 – 14/11/2020), Ireland, (n=2,826)

Outbreak location	Number of HCW cases	Proportion of all HCW cases (%)
Private house	506	17.9
Nursing home	502	17.8
Hospital	275	9.7
Residential institution	123	4.4
Other healthcare service	42	1.5
Community outbreak	37	1.3
Workplace	33	1.2
Social gathering	24	0.9
Extended family	23	0.8
Other	58	2.0
Not linked to an outbreak	1203	42.5

**Table 6:** Healthcare worker COVID-19 cases notified to HPSC, by mode of transmission, week 32(02/08/2020-08/08/2020)- week 46 (08/11/2020 – 14/11/2020), Ireland, (n=2,826)

Mode of transmission	Number of HCW cases	Proportion of all HCW cases (%)
Close contact with a known confirmed case	860	30.4
Healthcare setting acquired: staff	836	29.6
Community transmission	616	21.8
Healthcare setting acquired: patient*	85	3.0
Travel related	31	1.1
Under investigation	398	14.1

\* Requires data validation.

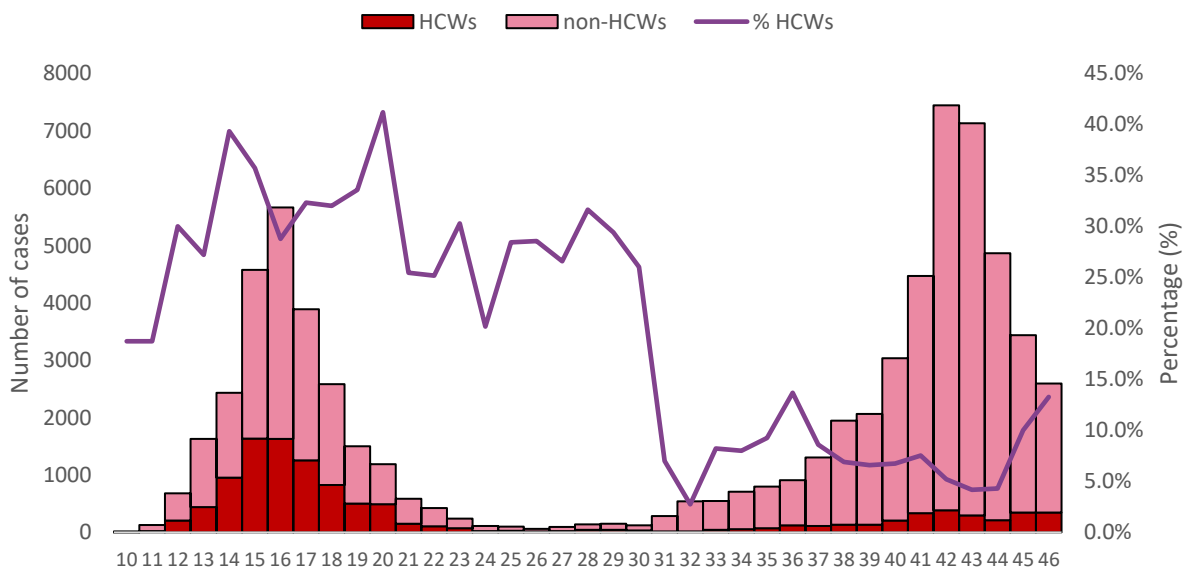
## Appendix A

**Table A:** Summary of healthcare worker COVID-19 cases notified to HPSC, week 10 (01/03/2020-07/03/2020) - week 46 (08/11/2020 – 14/11/2020), Ireland, (n=11,369)

Characteristic of HCW COVID-19 cases	Number	%
Total number of COVID-19 cases	68,436	-
Total number of HCW cases	11,369	16.6%
Median age (IQR)	41 (31-50) years	-
Total number hospitalised	381	3.4%
The median age (IQR) of hospital inpatient	46 (34-54) years	
Total number admitted to ICU	59	15.5%*
The median age (IQR) of HCW in ICU	51 (44-59) years	-
Total number of deaths	8**	0.07
The median age (range) for deaths	54 (30-68) years	-

\*This relates to hospitalised cases and it is 0.5% of all HCW cases.

\*\*Seven confirmed and 1 probable COVID-19 case.



**Figure A:** Healthcare worker and non-health care worker COVID-19 cases notified to HPSC, week 10(01/03/2020- 07/03/2020)-week 46 (08/11/2020 – 14/11/2020), Ireland, (n=68,436)

## **Acknowledgements**

Sincere thanks are extended to all those who are participating in the collection of data and reporting of data used in these reports. This includes the HSE COVID-19 Contact Management Programme (CMP), staff in ICU units, notifying clinicians, laboratory staff, public health doctors, nurses, surveillance scientists, microbiologists and administrative staff.