



Epidemiology of COVID-19 in Ireland - 14 day report

Report prepared by HPSC on 07/10/2020

Summary characteristics of confirmed COVID-19 cases notified in Ireland from 23/09/2020 up to midnight 06/10/2020

	Number	Percent
Total number of confirmed cases	5,925	
National incidence of confirmed cases per 100,000 population	124.43	
Number of cases hospitalised*	175	2.95
Number of cases admitted to ICU*	8	0.14
Number of deaths among confirmed cases	9	0.15
Case fatality ratio (CFR, %)	0.15	
National incidence of confirmed deaths per 100,000 population	0.19	
Number of cases** associated with clusters	2,641	44.57
Number of imported cases	13	0.22
Number of cases in healthcare workers	397	6.7
Males	2,964	50.03
Females	2,949	49.77
M:F ratio	1.01	
Median age (years)	33	
Mean age (years)	37	
Age range (years)	0 - 98	

* The number of cases hospitalised and admitted to ICU relate only to events notified in the last 14 days and do not include cases notified prior to this and admitted to hospital or ICU in the last 14 days

**Cases may be associated with outbreaks notified outside the timeframe of this report
23/09/2020 - 06/10/2020

Note: Data were extracted from Computerised Infectious Disease Reporting (CIDR) system at 13:21 on 07/10/2020 and are provisional and subject to ongoing review, validation and update. As a result, figures in this report may differ from previously published figures.

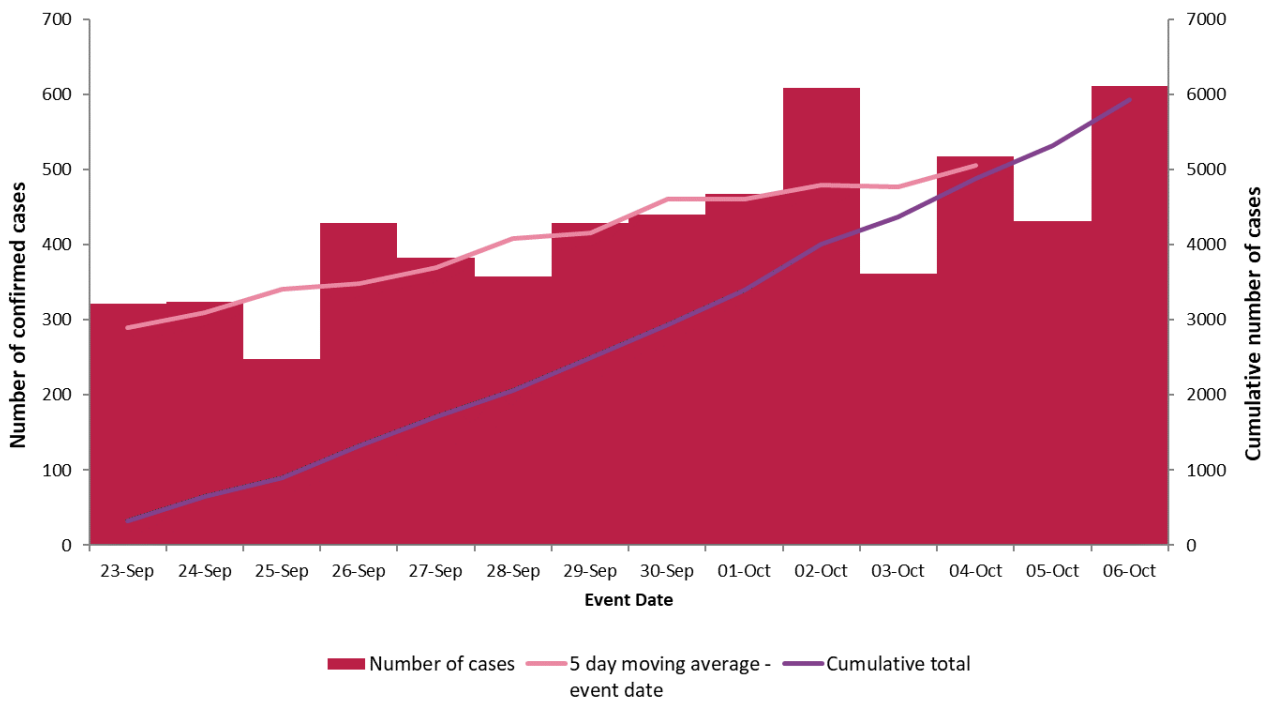


Figure 1. Daily number and cumulative number of confirmed cases of COVID-19, and 5-day moving average, by notification date (n=5,925)

Table 1: Characteristics of confirmed COVID-19 cases notified in Ireland from 23/09/2020 up to midnight on 06/10/202

Characteristic		Number of cases	Percent
Total number of confirmed cases		5,925	100
Sex	Male:Female ratio	1.01	
	Male	2,964	50.03
	Female	2,949	49.77
	Unknown	12	0.2
Age	Median age (years)	33	
	Mean age (years)	37	
	Age range (years)	0 - 98	
	0-4 yrs	154	2.6
	5-14 yrs	394	6.65
	15-24 yrs	1,480	24.98
	25-34 yrs	1,044	17.62
	35-44 yrs	860	14.51
	45-54 yrs	811	13.69
	55-64 yrs	617	10.41
	65-74 yrs	292	4.93
	75-84 yrs	173	2.92
	85+ yrs	100	1.69
Underlying clinical conditions	Yes	1,378	23.26
	No	3,911	66.01
	Unknown	636	10.73

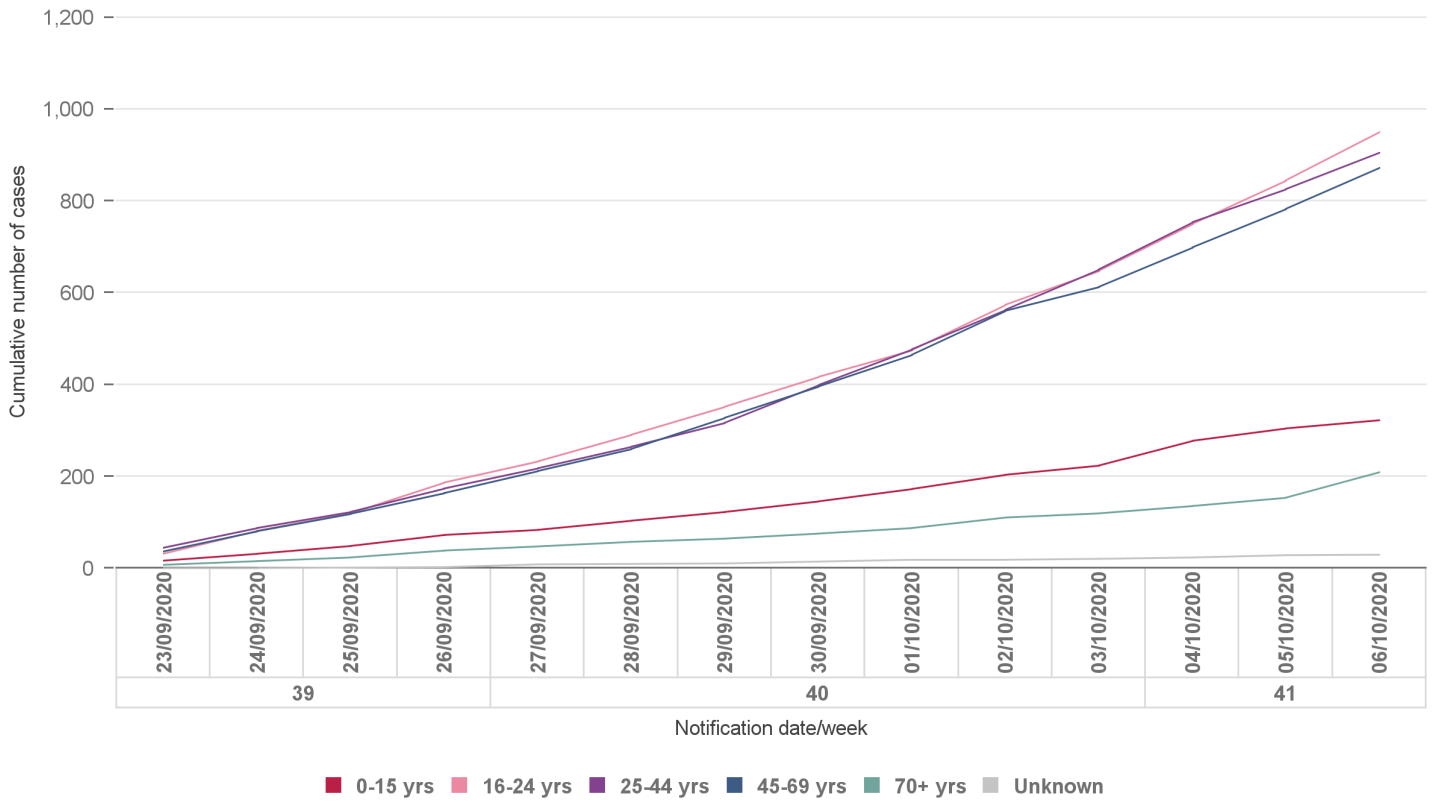


Figure 2: Cumulative number of confirmed COVID-19 cases notified in Ireland by date/week of notification and age group (years) from 23/09/2020 to midnight 06/10/2020

Table 2: Characteristics of confirmed COVID-19 cases by community healthcare organisation (CHO)* notified from 23/09/2020 to midnight 06/10/2020

CHO Area	Cases		M:F ratio	Mean age (years)	Healthcare workers		Associated with clusters	
	N	%			N	%	N	%
CHO1	835	14.09	1.04	38	66	7.9	441	52.81
CHO2	411	6.94	1.15	34	13	3.16	262	63.75
CHO3	427	7.21	0.93	31	12	2.81	79	18.5
CHO4	737	12.44	0.98	34	51	6.92	472	64.04
CHO5	275	4.64	0.87	41	28	10.18	122	44.36
CHO6	523	8.83	0.81	38	37	7.07	205	39.2
CHO7	931	15.71	1.08	38	52	5.59	360	38.67
CHO8	605	10.21	1.17	40	64	10.58	311	51.4
CHO9	1,174	19.81	0.97	36	72	6.13	389	33.13
Unknown	7	0.12	0.75	34	<5	28.57	0	0
National	5,925	100	1.01	37	397	6.7	2,641	44.57

Table 3: Number of confirmed COVID-19 cases by community healthcare organisation (CHO) * notified in Ireland from 23/09/2020 to midnight 06/10/2020

CHO Area	Number of confirmed cases	Incidence per 100,000 population
CHO1	835	213.4
CHO2	411	90.7
CHO3	427	110.9
CHO4	737	106.7
CHO5	275	53.9
CHO6	523	136.5
CHO7	931	131.6
CHO8	605	97.7
CHO9	1174	189.6
Unknown	7	
Ireland	5,925	124.4

*CHO1: Cavan, Donegal, Monaghan, Leitrim, Sligo

CHO2: Galway, Mayo, Roscommon

CHO3: Clare, Limerick, Tipperary North

CHO4: Cork, Kerry

CHO5: Carlow, Kilkenny, Tipperary South, Waterford, Wexford

CHO6: Dublin South East, Dun Laoghaire, Wicklow

CHO7: Dublin South City, Dublin South West, Dublin West, Kildare/West Wicklow

CHO8: Laois, Longford, Louth, Meath, Offaly, Westmeath

CHO9: Dublin North, Dublin North Central & Dublin North West

Table 4: Number of confirmed COVID-19 cases by county notified in Ireland from 23/09/2020 to midnight 06/10/2020

County	Number of confirmed cases	Incidence per 100,000 population
Carlow	24	42.2
Cavan	110	144.4
Clare	187	157.4
Cork	645	118.8
Donegal	497	312.2
Dublin	2309	171.4
Galway	250	96.9
Kerry	95	64.3
Kildare	213	95.7
Kilkenny	51	51.4
Laois	81	95.6
Leitrim	11	34.3
Limerick	210	107.7
Longford	63	154.1
Louth	109	84.6
Mayo	51	39.1
Meath	189	96.9
Monaghan	158	257.4
Offaly	82	105.2
Roscommon	110	170.4
Sligo	59	90.0
Tipperary	87	54.5
Waterford	37	31.8
Westmeath	79	89.0
Wexford	108	72.1
Wicklow	110	77.2
Ireland	5,925	124.4

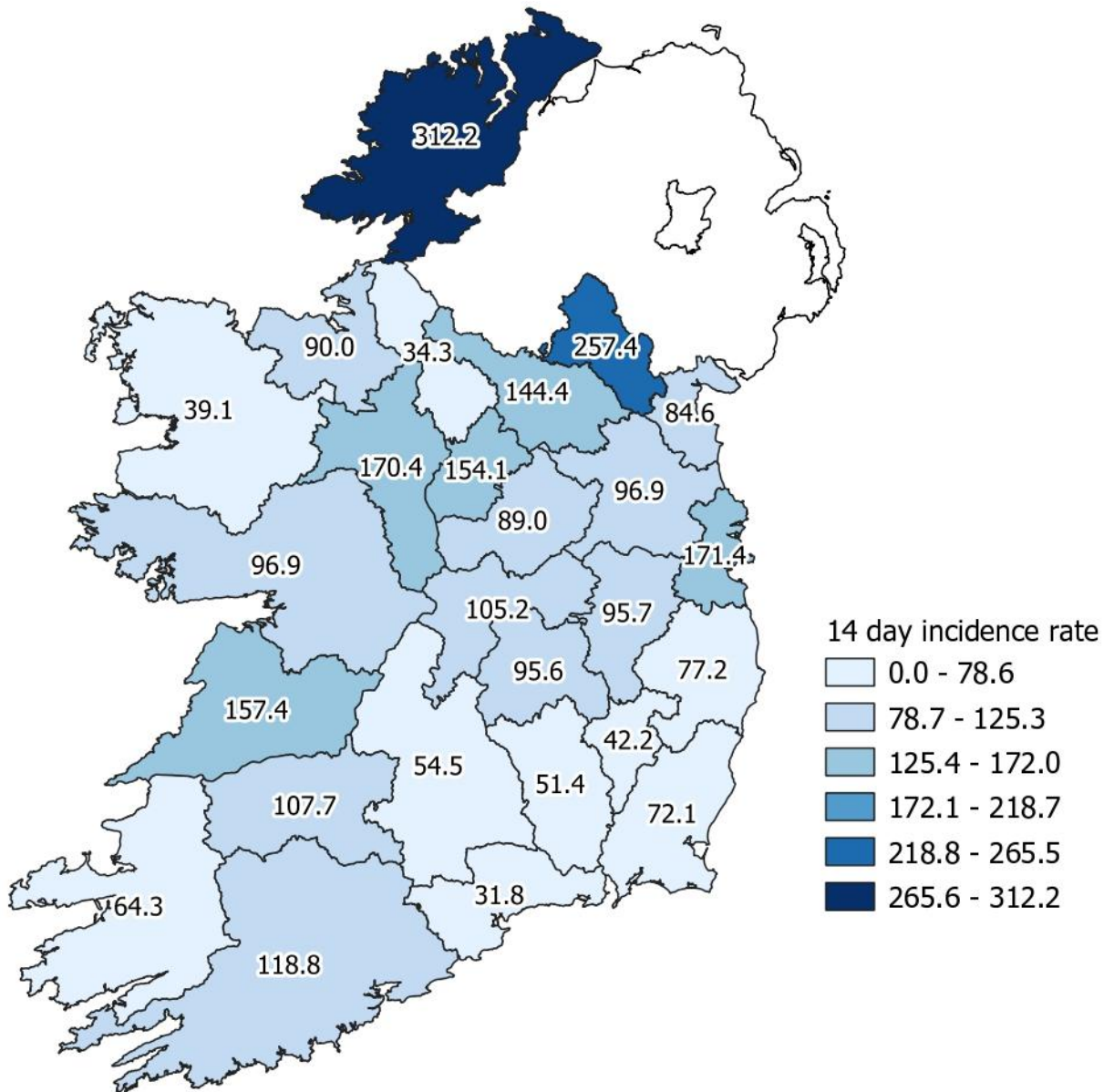


Figure 3: Cumulative incidence rates of confirmed COVID-19 cases per 100,000 population, by county, notified in Ireland from 23/09/2020 to midnight 06/10/2020

Please do not directly compare county shades to previous maps. The numbers of cases by county are increasing and as such the categories listed will broaden which may result in changes to the map shading.

Table 5: Number and incidence of confirmed COVID-19 cases by Dublin Local Health Offices (LHOs) notified from 23/09/2020 to midnight 06/10/2020

CCA	Local Health Office	Number of cases in past 14 days based on event date	14 day incidence rates based on event dates
CCA1	Dublin South	135	99.2
CCA2	Dublin South East	287	232.0
CCA3	Dublin South City	180	120.1
CCA4	Dublin South West	255	158.5
CCA5	Dublin West	275	177.0
CCA6	Dublin North West	440	211.9
CCA7	Dublin North Central	368	238.1
CCA8	Dublin North	366	141.2
	Unknown	3	
	Dublin	2,309	171.4

Note: Local health offices (LHOs) came into operation on 1st September 2005, replacing Community Care Areas (CCAs). LHO population denominators are used in this report rather than CCA population denominators. The LHO rates were calculated using Census 2016 LHO denominator data extracted from the HSE Health Atlas and are not a direct match to the corresponding CCAs.

Table 6: Number of confirmed COVID-19 cases by most likely transmission source notified from 23/09/2020 to midnight 06/10/2020

Most likely transmission source	Number of cases	Percent
Travel related	85	1.43%
Close contact with a known confirmed case	3,395	57.30%
Healthcare setting acquired: patient	125	2.11%
Healthcare setting acquired: staff	86	1.45%
Community transmission	1,471	24.83%
Under investigation	763	12.88%
Total	5,925	100.00%

*Travel related cases include cases who acquire COVID-19 infection outside of Ireland (imported cases) and cases who acquire COVID-19 infection directly from imported cases

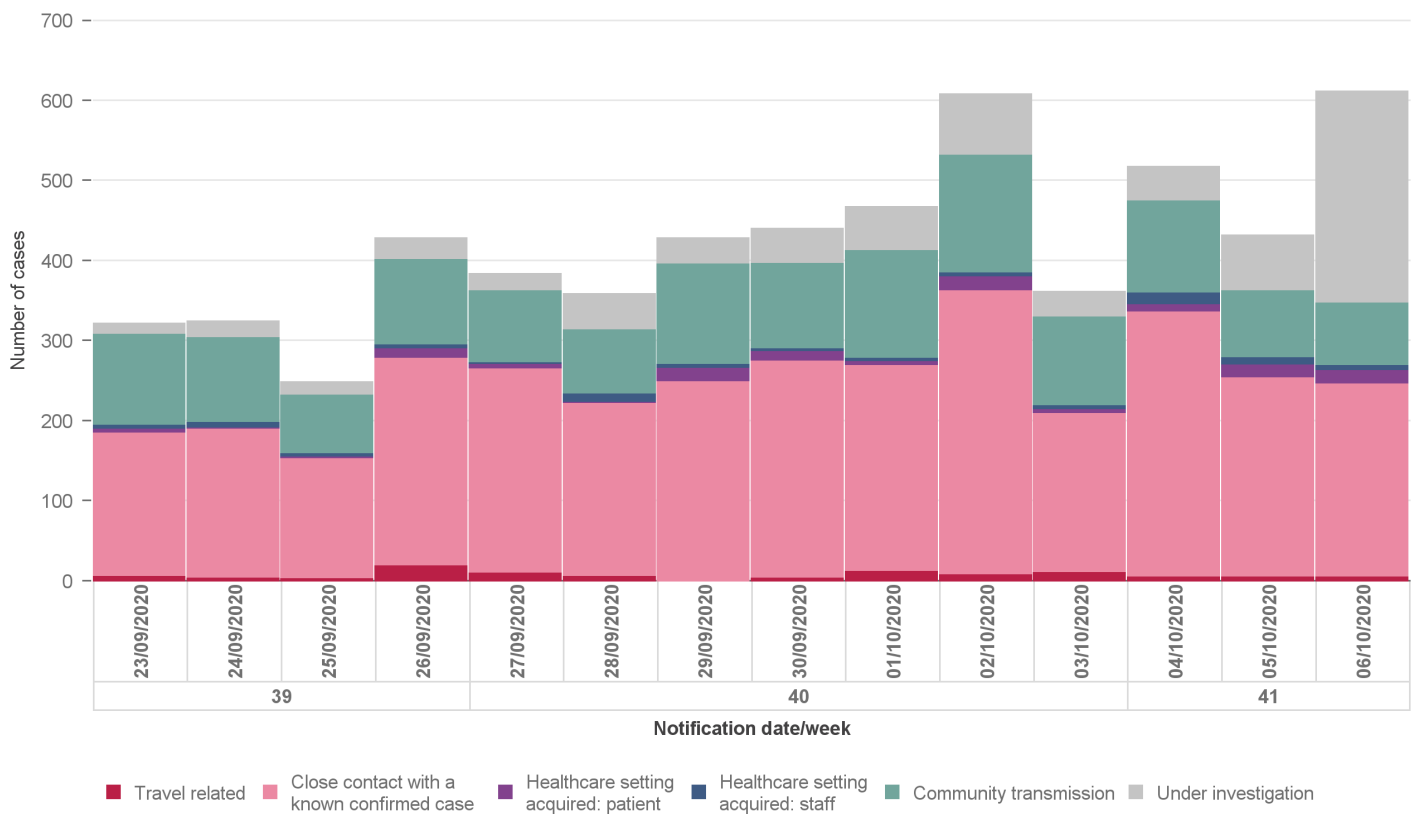


Figure 4: Number of confirmed COVID-19 cases notified in Ireland by date/week of notification and most likely transmission source from 23/09/2020 to midnight 06/10/2020

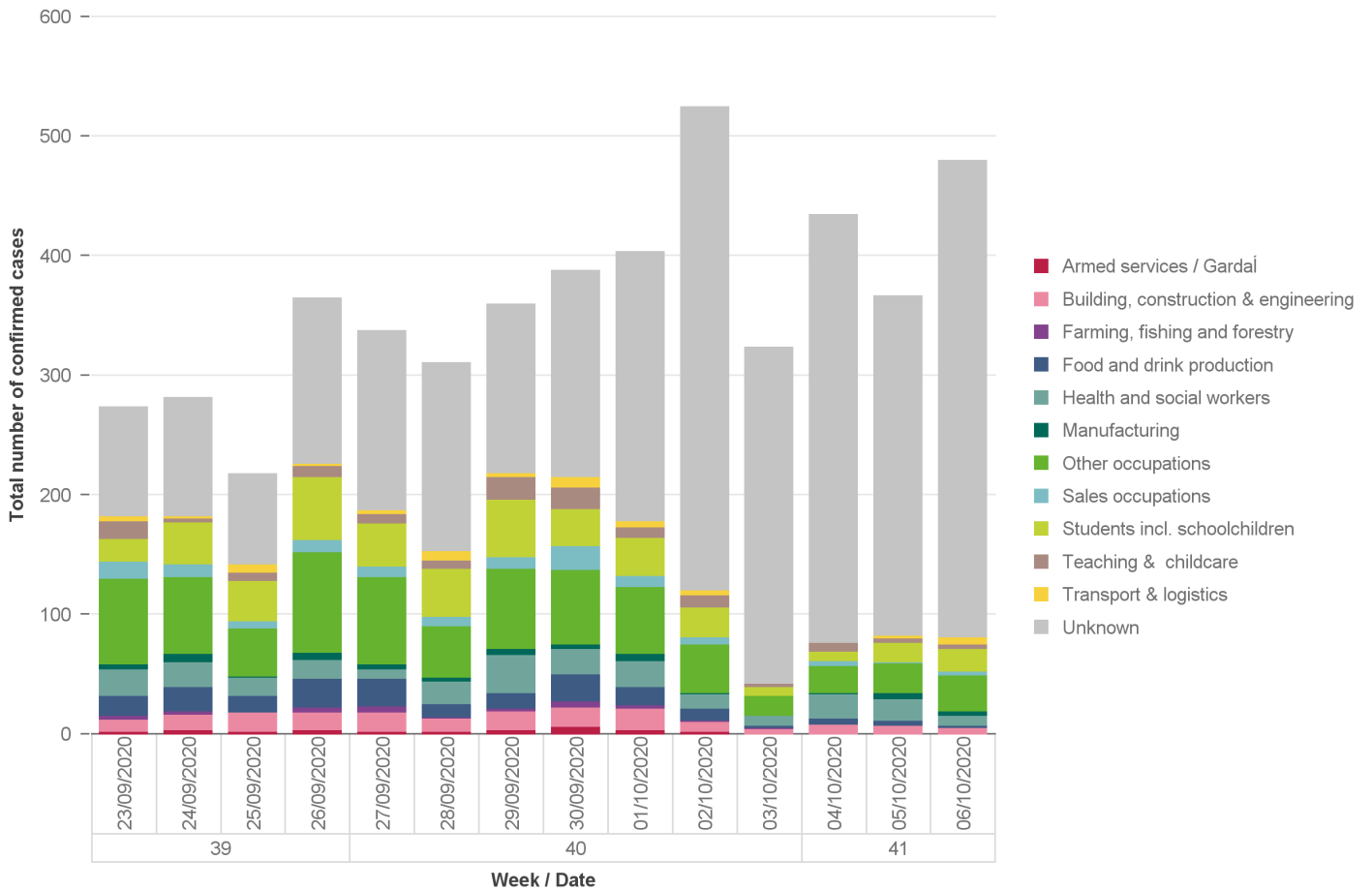


Figure 5: Number of confirmed COVID-19 cases notified in Ireland by date/week of notification and occupation* from 23/09/2020 to midnight 06/10/2020

*Among cases aged 16-69 years

Table 7: Cumulative number of confirmed cases of COVID-19 notified in Ireland from 23/09/2020 to midnight 06/10/2020 by age group, hospitalisation and ICU admission*

Age Group (years)	Number of cases (n)	Cases hospitalised (n)	Cases hospitalised (%)	Cases admitted to ICU (n)	Cases admitted to ICU (%)
0-4 yrs	154	6	3.43	0	0
5-14 yrs	394	9	5.14	0	0
15-24 yrs	1480	16	9.14	0	0
25-34 yrs	1044	13	7.43	0	0
35-44 yrs	860	15	8.57	1	12.5
45-54 yrs	811	18	10.29	0	0
55-64 yrs	617	34	19.43	3	37.5
65-74 yrs	292	28	16	3	37.5
75-84 yrs	173	28	16	1	12.5
85+ yrs	100	8	4.57	0	0
Total	5,925	175	100	8	100

* The number of cases hospitalised and admitted to ICU relate only to events notified in the last 14 days and do not include cases notified prior to this and admitted to hospital or ICU in the last 14 days

Acknowledgements

Sincere thanks are extended to all those who are participating in the collection of data and reporting of data used in these reports. This includes the HSE COVID-19 Contact Management Programme (CMP), staff in ICU units, notifying clinicians, laboratory staff, public health doctors, nurses, surveillance scientists, microbiologists and administrative staff.

Report prepared by COVID-19 Epidemiology Team, HPSC

Technical Notes

1. Data Source

Data are based on statutory notifications and were extracted from Computerised Infectious Disease Reporting (CIDR) system at 13:21 on 07/10/2020. Data are provisional and subject to ongoing review, validation and update. As a result, figures in this report may differ from previously published figures.

2. Epidemiological date

Epidemiological date is derived from epidemiological date, which is the earliest of onset date, date of diagnosis, laboratory specimen collection date, laboratory received date, laboratory reported date, event creation/notification date.

3. Population data

Population data were taken from Census 2016. Data were aggregated into the following age groups for the analysis: 0-4 years, 5-14 years, 15-24 years, 25-34 years, 35-44 years, 45-54 years, 55-64 years, 65-74 years, 75-84 years and ≥ 85 years.

3. Transmission classification

Transmission classification is based on country of infection as well as enhanced exposure data (international travel; close contact of a case) recorded in CIDR. Transmission is classified as 'unknown' due to incomplete data on CIDR.

Travel related cases include cases who acquire COVID-19 infection outside of Ireland (imported cases) and cases who acquire COVID-19 infection directly from imported cases.

WHO definition of transmission classification is specified below:

- Community transmission is evidenced by the inability to relate confirmed cases through chains of transmission for a large number of cases, or by increasing positive tests through routine screening of sentinel samples.
- Local transmission indicates locations where the source of infection is within the reporting location.
- Imported cases only indicates locations where all cases have been acquired outside the location of reporting.

4. Outbreak location

Where an outbreak location is reported as a residential facility (RF) this includes nursing homes, community hospitals, long-stay units and residential institutions including mental health facilities, prisons and direct provision centres.

Other outbreak location includes community, extended family, hotel, public house, retail outlet, travel related and all other locations.