



Epidemiology of COVID-19 in Ireland - 14 day report

Report prepared by HPSC on 05/10/2020

Summary characteristics of confirmed COVID-19 cases notified in Ireland from 21/09/2020 up to midnight 04/10/2020

	Number	Percent
Total number of confirmed cases	5,441	
National incidence of confirmed cases per 100,000 population	114.26	
Number of cases hospitalised*	150	2.76
Number of cases admitted to ICU*	6	0.11
Number of deaths among confirmed cases	6	0.11
Case fatality ratio (CFR, %)	0.11	
National incidence of confirmed deaths per 100,000 population	0.13	
Number of cases** associated with clusters	2,327	42.77
Number of imported cases	20	0.37
Number of cases in healthcare workers	325	5.97
Males	2,709	49.79
Females	2,722	50.03
M:F ratio	1	
Median age (years)	33	
Mean age (years)	36	
Age range (years)	0 - 99	

* The number of cases hospitalised and admitted to ICU relate only to events notified in the last 14 days and do not include cases notified prior to this and admitted to hospital or ICU in the last 14 days

**Cases may be associated with outbreaks notified outside the timeframe of this report
21/09/2020 - 04/10/2020

Note: Data were extracted from Computerised Infectious Disease Reporting (CIDR) system at 13:22 on 05/10/2020 and are provisional and subject to ongoing review, validation and update. As a result, figures in this report may differ from previously published figures.

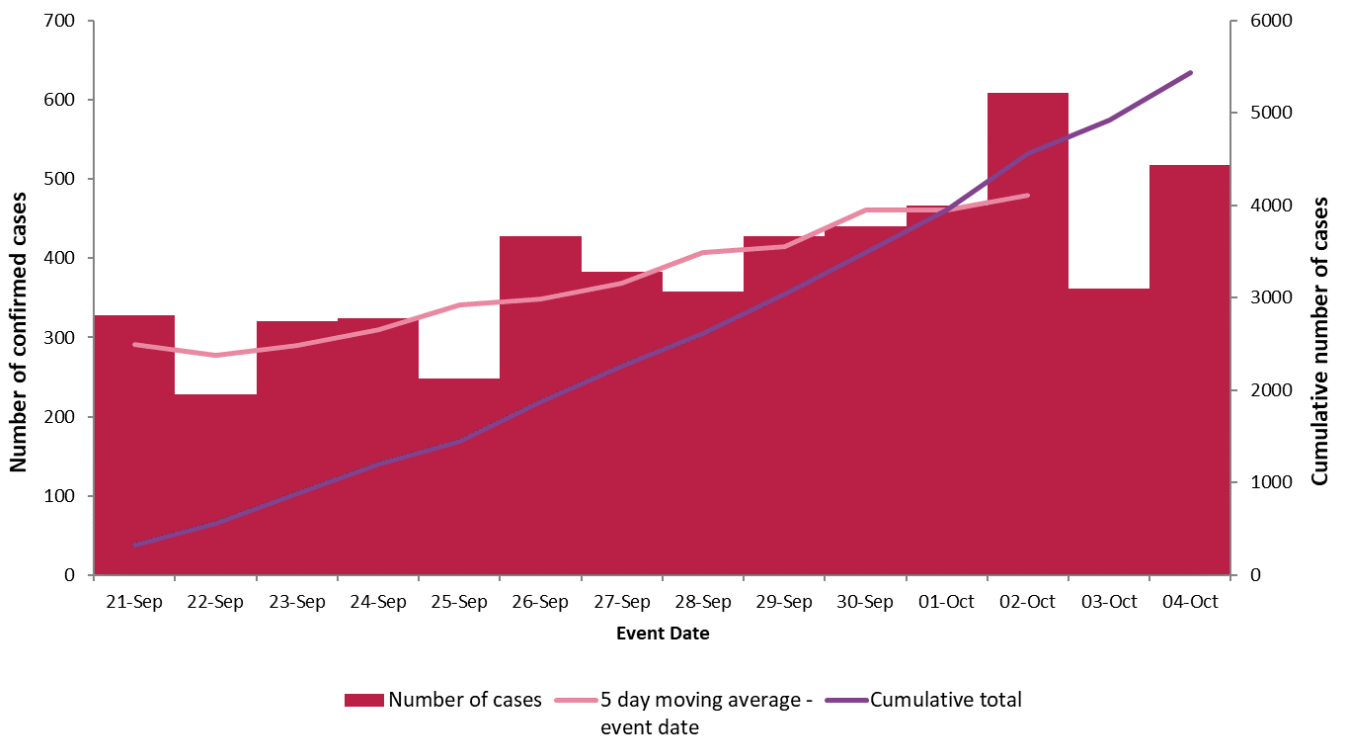


Figure 1. Daily number and cumulative number of confirmed cases of COVID-19, and 5-day moving average, by notification date (n=5,441)

Table 1: Characteristics of confirmed COVID-19 cases notified in Ireland from 21/09/2020 up to midnight on 04/10/202

Characteristic		Number of cases	Percent
Total number of confirmed cases		5,441	100
Sex	Male:Female ratio	1	
	Male	2,709	49.79
	Female	2,722	50.03
	Unknown	10	0.18
Age	Median age (years)	33	
	Mean age (years)	36	
	Age range (years)	0 - 99	
	0-4 yrs	139	2.55
	5-14 yrs	375	6.89
	15-24 yrs	1,372	25.22
	25-34 yrs	984	18.08
	35-44 yrs	826	15.18
	45-54 yrs	741	13.62
	55-64 yrs	535	9.83
	65-74 yrs	267	4.91
	75-84 yrs	140	2.57
	85+ yrs	62	1.14
	Underlying clinical conditions	Yes	1,184
No		3,572	65.65
Unknown		685	12.59

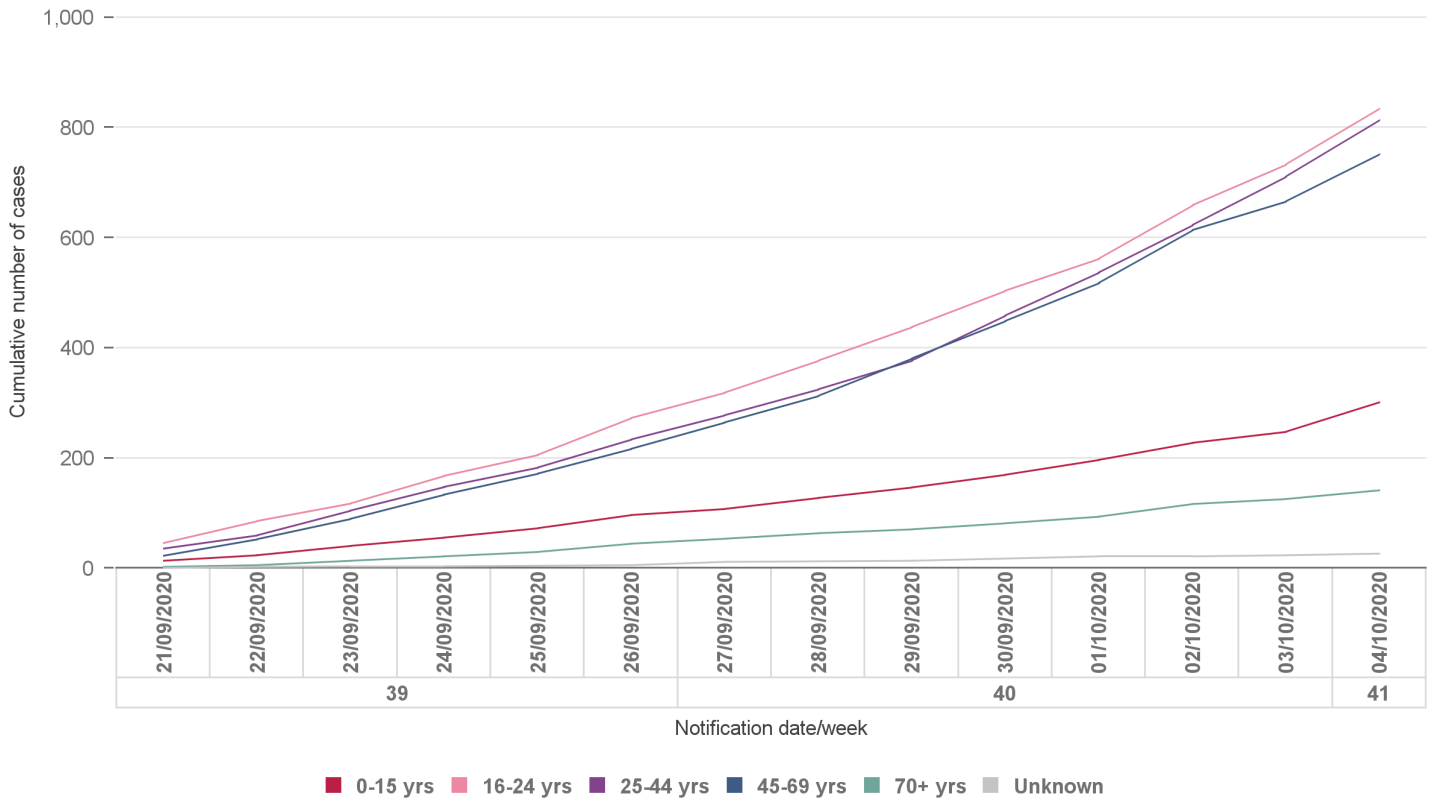


Figure 2: Cumulative number of confirmed COVID-19 cases notified in Ireland by date/week of notification and age group (years) from 21/09/2020 to midnight 04/10/2020

Table 2: Characteristics of confirmed COVID-19 cases by community healthcare organisation (CHO)* notified from 21/09/2020 to midnight 04/10/2020

CHO Area	Cases		M:F ratio	Mean age (years)	Healthcare workers		Associated with clusters	
	N	%			N	%	N	%
CHO1	699	12.85	1.12	36	51	7.3	329	47.07
CHO2	384	7.06	1.11	34	13	3.39	243	63.28
CHO3	348	6.4	0.88	31	9	2.59	69	19.83
CHO4	673	12.37	0.94	34	40	5.94	401	59.58
CHO5	220	4.04	1.06	38	15	6.82	103	46.82
CHO6	510	9.37	0.85	37	30	5.88	180	35.29
CHO7	931	17.11	1	38	48	5.16	378	40.6
CHO8	547	10.05	1.1	39	51	9.32	269	49.18
CHO9	1,127	20.71	0.96	36	68	6.03	355	31.5
Unknown	2	0.04		26	<5	0	0	0
National	5,441	100	1	36	325	5.97	2,327	42.77

Table 3: Number of confirmed COVID-19 cases by community healthcare organisation (CHO) * notified in Ireland from 21/09/2020 to midnight 04/10/2020

CHO Area	Number of confirmed cases	Incidence per 100,000 population
CHO1	699	178.6
CHO2	384	84.7
CHO3	348	90.4
CHO4	673	97.5
CHO5	220	43.1
CHO6	510	133.1
CHO7	931	131.6
CHO8	547	88.3
CHO9	1127	181.4
Unknown	2	
Ireland	5,441	114.3

*CHO1: Cavan, Donegal, Monaghan, Leitrim, Sligo
 CHO2: Galway, Mayo, Roscommon
 CHO3: Clare, Limerick, Tipperary North
 CHO4: Cork, Kerry
 CHO5: Carlow, Kilkenny, Tipperary South, Waterford, Wexford
 CHO6: Dublin South East, Dun Laoghaire, Wicklow
 CHO7: Dublin South City, Dublin South West, Dublin West, Kildare/West Wicklow
 CHO8: Laois, Longford, Louth, Meath, Offaly, Westmeath
 CHO9: Dublin North, Dublin North Central & Dublin North West

Table 4: Number of confirmed COVID-19 cases by county notified in Ireland from 21/09/2020 to midnight 04/10/2020

County	Number of confirmed cases	Incidence per 100,000 population
Carlow	25	43.9
Cavan	86	112.9
Clare	142	119.5
Cork	596	109.8
Donegal	435	273.3
Dublin	2251	167.1
Galway	240	93.0
Kerry	77	52.1
Kildare	208	93.5
Kilkenny	42	42.3
Laois	75	88.6
Leitrim	10	31.2
Limerick	182	93.4
Longford	60	146.8
Louth	112	86.9
Mayo	44	33.7
Meath	160	82.0
Monaghan	127	206.9
Offaly	78	100.1
Roscommon	100	154.9
Sligo	42	64.1
Tipperary	73	45.8
Waterford	34	29.3
Westmeath	61	68.7
Wexford	71	47.4
Wicklow	110	77.2
Ireland	5,441	114.3

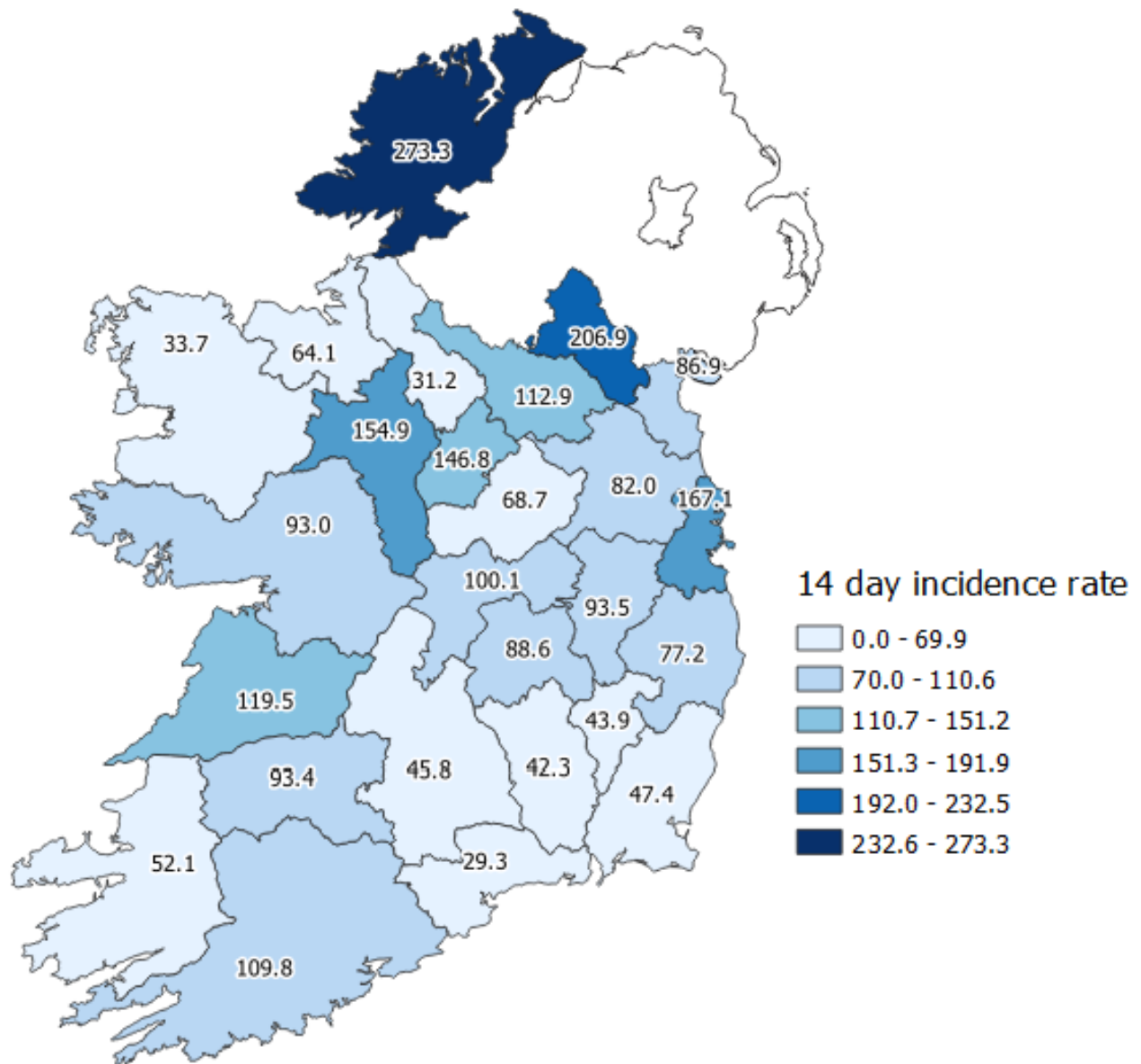


Figure 3: Cumulative incidence rates of confirmed COVID-19 cases per 100,000 population, by county, notified in Ireland from 21/09/2020 to midnight 04/10/2020

Please do not directly compare county shades to previous maps. The numbers of cases by county are increasing and as such the categories listed will broaden which may result in changes to the map shading.

Table 5: Number and incidence of confirmed COVID-19 cases by Dublin Local Health Offices (LHOs) notified from 21/09/2020 to midnight 04/10/2020

CCA	Local Health Office	Number of cases in past 14 days based on event date	14 day incidence rates based on event dates
CCA1	Dublin South	127	93.3
CCA2	Dublin South East	280	226.3
CCA3	Dublin South City	190	126.7
CCA4	Dublin South West	255	158.5
CCA5	Dublin West	271	174.5
CCA6	Dublin North West	423	203.7
CCA7	Dublin North Central	342	221.2
CCA8	Dublin North	362	139.7
	Unknown	1	
	Dublin	2,251	167.1

Note: Local health offices (LHOs) came into operation on 1st September 2005, replacing Community Care Areas (CCAs). LHO population denominators are used in this report rather than CCA population denominators. The LHO rates were calculated using Census 2016 LHO denominator data extracted from the HSE Health Atlas and are not a direct match to the corresponding CCAs.

Table 6: Number of confirmed COVID-19 cases by most likely transmission source notified from 21/09/2020 to midnight 04/10/2020

Most likely transmission source	Number of cases	Percent
Travel related	91	1.67%
Close contact with a known confirmed case	3,032	55.73%
Healthcare setting acquired: patient	79	1.45%
Healthcare setting acquired: staff	71	1.30%
Community transmission	1,398	25.69%
Under investigation	770	14.15%
Total	5,441	100.00%

*Travel related cases include cases who acquire COVID-19 infection outside of Ireland (imported cases) and cases who acquire COVID-19 infection directly from imported cases

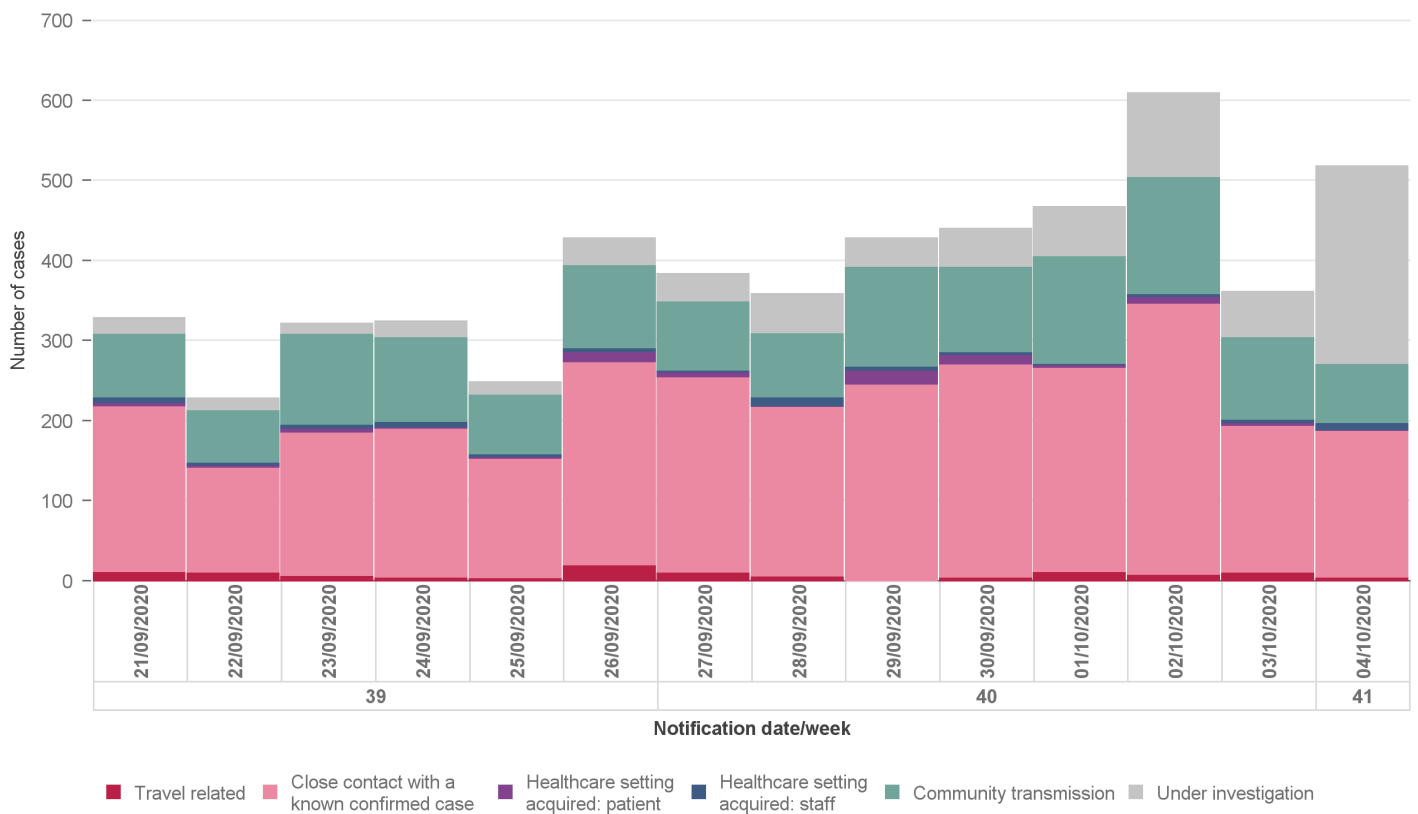


Figure 4: Number of confirmed COVID-19 cases notified in Ireland by date/week of notification and most likely transmission source from 21/09/2020 to midnight 04/10/2020

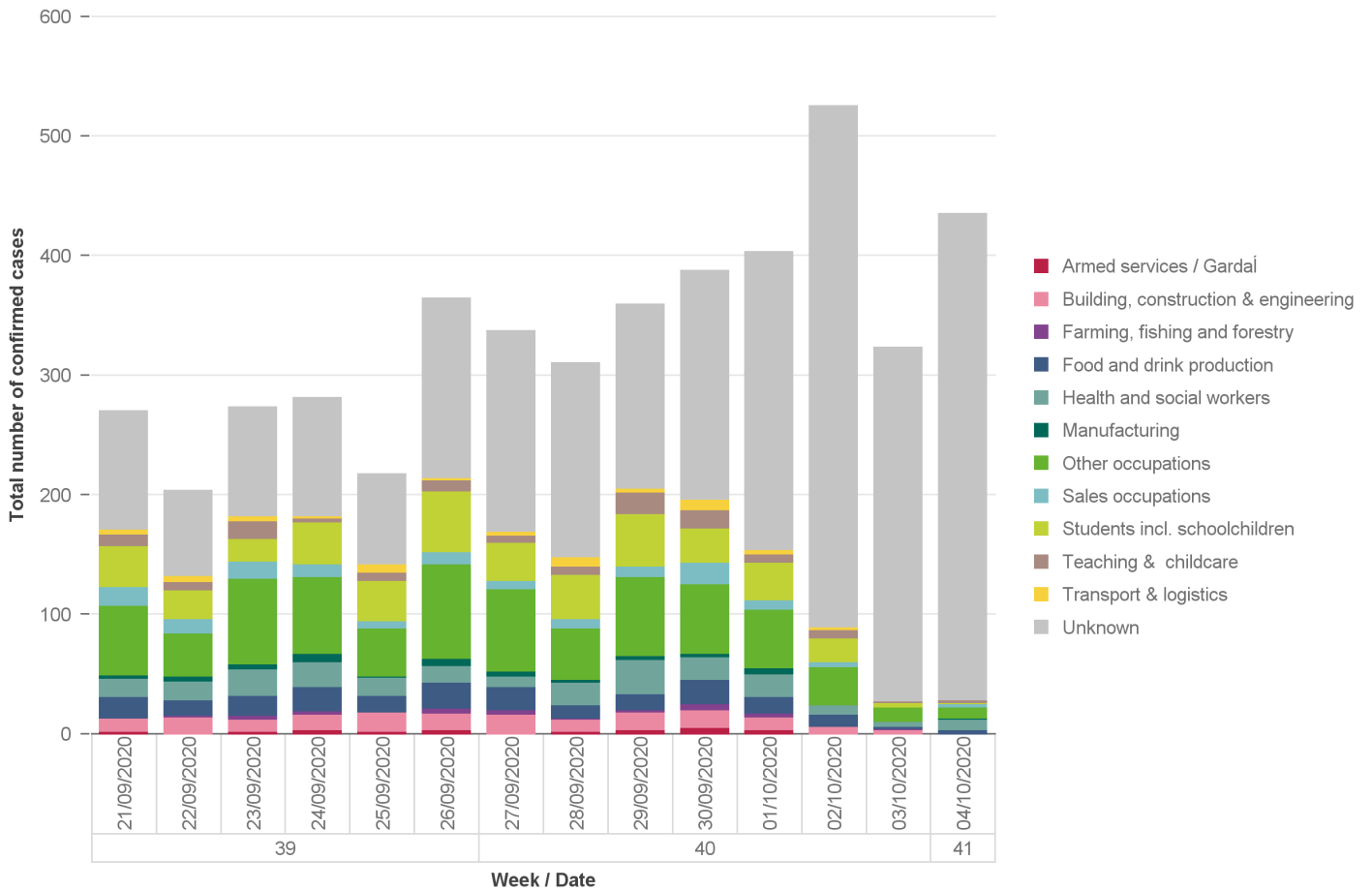


Figure 5: Number of confirmed COVID-19 cases notified in Ireland by date/week of notification and occupation* from 21/09/2020 to midnight 04/10/2020

*Among cases aged 16-69 years

Table 7: Cumulative number of confirmed cases of COVID-19 notified in Ireland from 21/09/2020 to midnight 04/10/2020 by age group, hospitalisation, and ICU* admission.

Age Group (years)	Number of cases (n)	Cases hospitalised (n)	Cases hospitalised (%)	Cases admitted to ICU (n)	Cases admitted to ICU (%)
0-4 yrs	139	5	3.33	0	0
5-14 yrs	375	9	6	0	0
15-24 yrs	1372	13	8.67	0	0
25-34 yrs	984	16	10.67	1	16.67
35-44 yrs	826	16	10.67	1	16.67
45-54 yrs	741	17	11.33	0	0
55-64 yrs	535	26	17.33	0	0
65-74 yrs	267	24	16	3	50
75-84 yrs	140	18	12	1	16.67
85+ yrs	62	6	4	0	0
Total	5,441	150	100	6	100

* The number of cases hospitalised and admitted to ICU relate only to events notified in the last 14 days and do not include cases notified prior to this and admitted to hospital or ICU in the last 14 days

Acknowledgements

Sincere thanks are extended to all those who are participating in the collection of data and reporting of data used in these reports. This includes the HSE COVID-19 Contact Management Programme (CMP), staff in ICU units, notifying clinicians, laboratory staff, public health doctors, nurses, surveillance scientists, microbiologists and administrative staff.

Report prepared by COVID-19 Epidemiology Team, HPSC

Technical Notes

1. Data Source

Data are based on statutory notifications and were extracted from Computerised Infectious Disease Reporting (CIDR) system at 13:22 on 05/10/2020. Data are provisional and subject to ongoing review, validation and update. As a result, figures in this report may differ from previously published figures.

2. Epidemiological date

Epidemiological date is derived from epidemiological date, which is the earliest of onset date, date of diagnosis, laboratory specimen collection date, laboratory received date, laboratory reported date, event creation/notification date.

3. Population data

Population data were taken from Census 2016. Data were aggregated into the following age groups for the analysis: 0-4 years, 5-14 years, 15-24 years, 25-34 years, 35-44 years, 45-54 years, 55-64 years, 65-74 years, 75-84 years and ≥ 85 years.

3. Transmission classification

Transmission classification is based on country of infection as well as enhanced exposure data (international travel; close contact of a case) recorded in CIDR. Transmission is classified as 'unknown' due to incomplete data on CIDR.

Travel related cases include cases who acquire COVID-19 infection outside of Ireland (imported cases) and cases who acquire COVID-19 infection directly from imported cases.

WHO definition of transmission classification is specified below:

- Community transmission is evidenced by the inability to relate confirmed cases through chains of transmission for a large number of cases, or by increasing positive tests through routine screening of sentinel samples.
- Local transmission indicates locations where the source of infection is within the reporting location.
- Imported cases only indicates locations where all cases have been acquired outside the location of reporting.

4. Outbreak location

Where an outbreak location is reported as a residential facility (RF) this includes nursing homes, community hospitals, long-stay units and residential institutions including mental health facilities, prisons and direct provision centres.

Other outbreak location includes community, extended family, hotel, public house, retail outlet, travel related and all other locations.