



Epidemiology of COVID-19 in Ireland - 14 day report

Report prepared by HPSC on 02/10/2020

Summary characteristics of confirmed COVID-19 cases notified in Ireland from 18/09/2020 up to midnight 01/10/2020

	Number	Percent
Total number of confirmed cases	4,805	
National incidence of confirmed cases per 100,000 population	100.91	
Number of cases hospitalised*	139	2.89
Number of cases admitted to ICU*	10	0.21
Number of deaths among confirmed cases	6	0.12
Case fatality ratio (CFR, %)	0.12	
National incidence of confirmed deaths per 100,000 population	0.13	
Number of cases** associated with clusters	2,420	50.36
Number of imported cases	21	0.44
Number of cases in healthcare workers	304	6.33
Males	2,358	49.07
Females	2,441	50.8
M:F ratio	0.97	
Median age (years)	33	
Mean age (years)	36	
Age range (years)	0 - 99	

* The number of cases hospitalised and admitted to ICU relate only to events notified in the last 14 days and do not include cases notified prior to this and admitted to hospital or ICU in the last 14 days

**Cases may be associated with outbreaks notified outside the timeframe of this report
18/09/2020 - 01/10/2020

Note: Data were extracted from Computerised Infectious Disease Reporting (CIDR) system at 13:22 on 02/10/2020 and are provisional and subject to ongoing review, validation and update. As a result, figures in this report may differ from previously published figures.

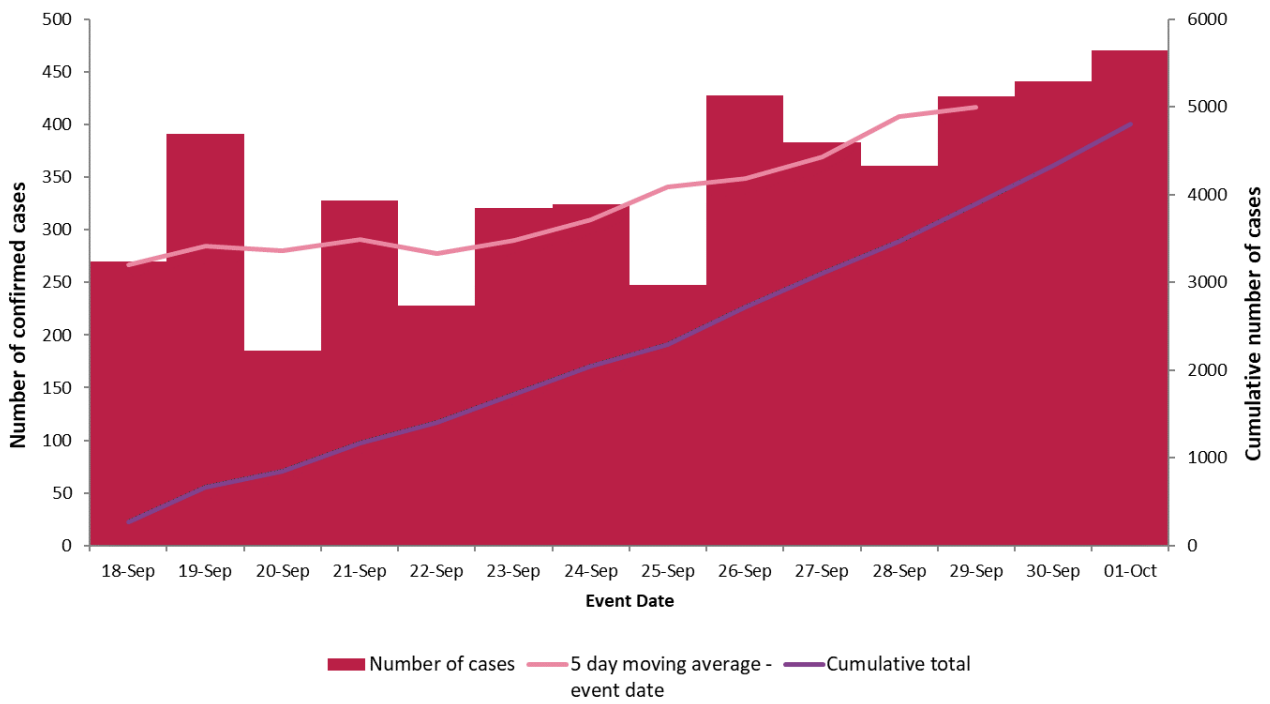


Figure 1. Daily number and cumulative number of confirmed cases of COVID-19, and 5-day moving average, by notification date (n=4,805)

Table 1: Characteristics of confirmed COVID-19 cases notified in Ireland from 18/09/2020 up to midnight on 01/10/202

Characteristic		Number of cases	Percent
Total number of confirmed cases		4,805	100
Sex	Male:Female ratio	0.97	
	Male	2,358	49.07
	Female	2,441	50.8
	Unknown	6	0.12
Age	Median age (years)	33	
	Mean age (years)	36	
	Age range (years)	0 - 99	
	0-4 yrs	120	2.5
	5-14 yrs	332	6.91
	15-24 yrs	1,193	24.83
	25-34 yrs	877	18.25
	35-44 yrs	724	15.07
	45-54 yrs	661	13.76
	55-64 yrs	459	9.55
	65-74 yrs	254	5.29
	75-84 yrs	129	2.68
	85+ yrs	56	1.17
Underlying clinical conditions	Yes	1,297	26.99
	No	2,913	60.62
	Unknown	595	12.38

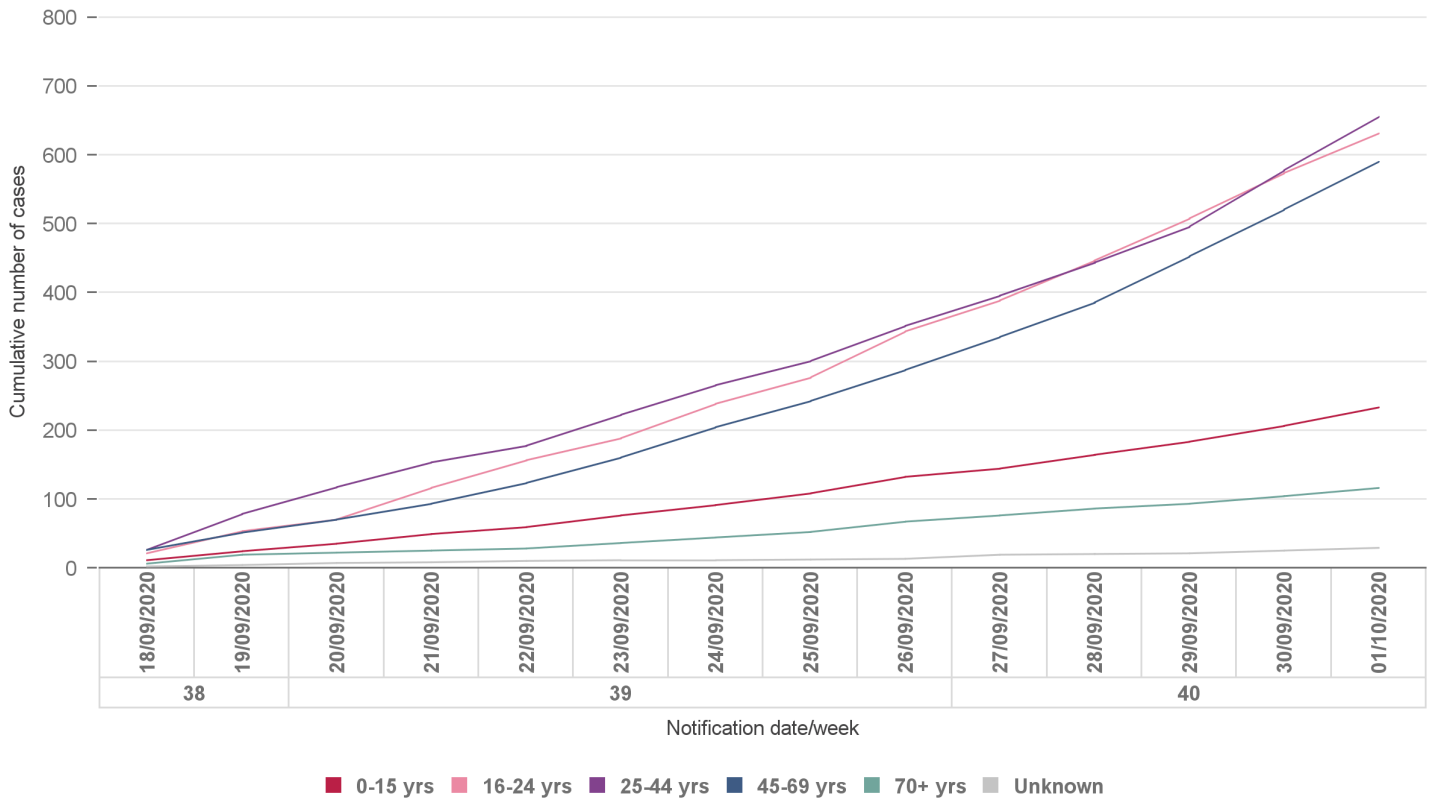


Figure 2: Cumulative number of confirmed COVID-19 cases notified in Ireland by date/week of notification and age group (years) from 18/09/2020 to midnight 01/10/2020

Table 2: Characteristics of confirmed COVID-19 cases by community healthcare organisation (CHO)* notified from 18/09/2020 to midnight 01/10/2020

CHO Area	Cases		M:F ratio	Mean age (years)	Healthcare workers		Associated with clusters	
	N	%			N	%	N	%
CHO1	562	11.7	1.07	36	36	6.41	324	57.65
CHO2	322	6.7	1.12	34	16	4.97	188	58.39
CHO3	196	4.08	0.83	35	9	4.59	74	37.76
CHO4	566	11.78	0.87	35	36	6.36	415	73.32
CHO5	188	3.91	1.09	38	15	7.98	91	48.4
CHO6	464	9.66	0.86	37	26	5.6	177	38.15
CHO7	917	19.08	0.92	37	46	5.02	443	48.31
CHO8	426	8.87	1.15	37	43	10.09	239	56.1
CHO9	1,162	24.18	0.95	36	77	6.63	469	40.36
Unknown	2	0.04		30	<5	0	0	0
National	4,805	100	0.97	36	304	6.33	2,420	50.36

Table 3: Number of confirmed COVID-19 cases by community healthcare organisation (CHO) * notified in Ireland from 18/09/2020 to midnight 01/10/2020

CHO Area	Number of confirmed cases	Incidence per 100,000 population
CHO1	468	119.6
CHO2	272	60.0
CHO3	150	39.0
CHO4	421	61.0
CHO5	186	36.4
CHO6	429	112.0
CHO7	880	124.3
CHO8	341	55.1
CHO9	1066	172.1
Unknown	1	
Ireland	4,805	100.9

*CHO1: Cavan, Donegal, Monaghan, Leitrim, Sligo

CHO2: Galway, Mayo, Roscommon

CHO3: Clare, Limerick, Tipperary North

CHO4: Cork, Kerry

CHO5: Carlow, Kilkenny, Tipperary South, Waterford, Wexford

CHO6: Dublin South East, Dun Laoghaire, Wicklow

CHO7: Dublin South City, Dublin South West, Dublin West, Kildare/West Wicklow

CHO8: Laois, Longford, Louth, Meath, Offaly, Westmeath

CHO9: Dublin North, Dublin North Central & Dublin North West

Table 4: Number of confirmed COVID-19 cases by county notified in Ireland from 18/09/2020 to midnight 01/10/2020

County	Number of confirmed cases	Incidence per 100,000 population
Carlow	20	35.1
Cavan	60	78.8
Clare	91	76.6
Cork	527	97.1
Donegal	371	233.1
Dublin	2266	168.2
Galway	203	78.7
Kerry	39	26.4
Kildare	178	80.0
Kilkenny	38	38.3
Laois	37	43.7
Leitrim	6	18.7
Limerick	88	45.2
Longford	49	119.9
Louth	94	72.9
Mayo	32	24.5
Meath	132	67.7
Monaghan	106	172.7
Offaly	58	74.4
Roscommon	87	134.8
Sligo	19	29.0
Tipperary	51	32.0
Waterford	44	37.9
Westmeath	56	63.1
Wexford	52	34.7
Wicklow	101	70.9
Ireland	4,805	100.9

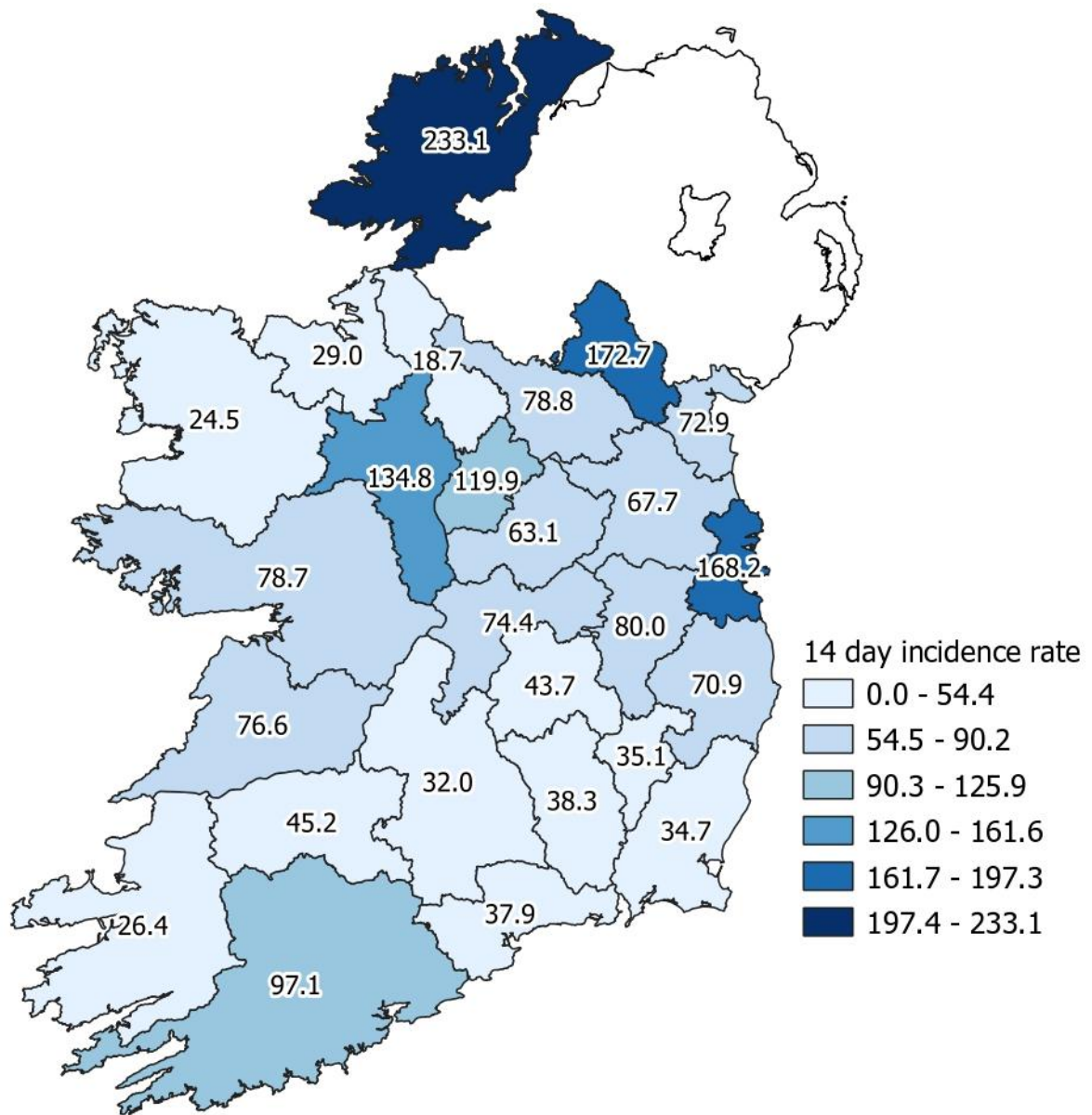


Figure 3: Cumulative incidence rates of confirmed COVID-19 cases per 100,000 population, by county, notified in Ireland from 18/09/2020 to midnight 01/10/2020

Please do not directly compare county shades to previous maps. The numbers of cases by county are increasing and as such the categories listed will broaden which may result in changes to the map shading.

Table 5: Number and incidence of confirmed COVID-19 cases by Dublin Local Health Offices (LHOs) notified from 18/09/2020 to midnight 01/10/2020

CCA	Local Health Office	Number of cases in past 14 days based on event date	14 day incidence rates based on event dates
CCA1	Dublin South	117	86.0
CCA2	Dublin South East	251	202.9
CCA3	Dublin South City	205	136.7
CCA4	Dublin South West	275	170.9
CCA5	Dublin West	254	163.5
CCA6	Dublin North West	425	204.7
CCA7	Dublin North Central	351	227.1
CCA8	Dublin North	386	148.9
	Unknown	2	
	Dublin	2,266	168.2

Note: Local health offices (LHOs) came into operation on 1st September 2005, replacing Community Care Areas (CCAs). LHO population denominators are used in this report rather than CCA population denominators. The LHO rates were calculated using Census 2016 LHO denominator data extracted from the HSE Health Atlas and are not a direct match to the corresponding CCAs.

Table 6: Number of confirmed COVID-19 cases by most likely transmission source notified from 18/09/2020 to midnight 01/10/2020

Most likely transmission source	Number of cases	Percent
Travel related	84	1.75%
Close contact with a known confirmed case	2,676	55.69%
Healthcare setting acquired: patient	72	1.50%
Healthcare setting acquired: staff	64	1.33%
Community transmission	1,245	25.91%
Under investigation	664	13.82%
Total	4,805	100.00%

*Travel related cases include cases who acquire COVID-19 infection outside of Ireland (imported cases) and cases who acquire COVID-19 infection directly from imported cases

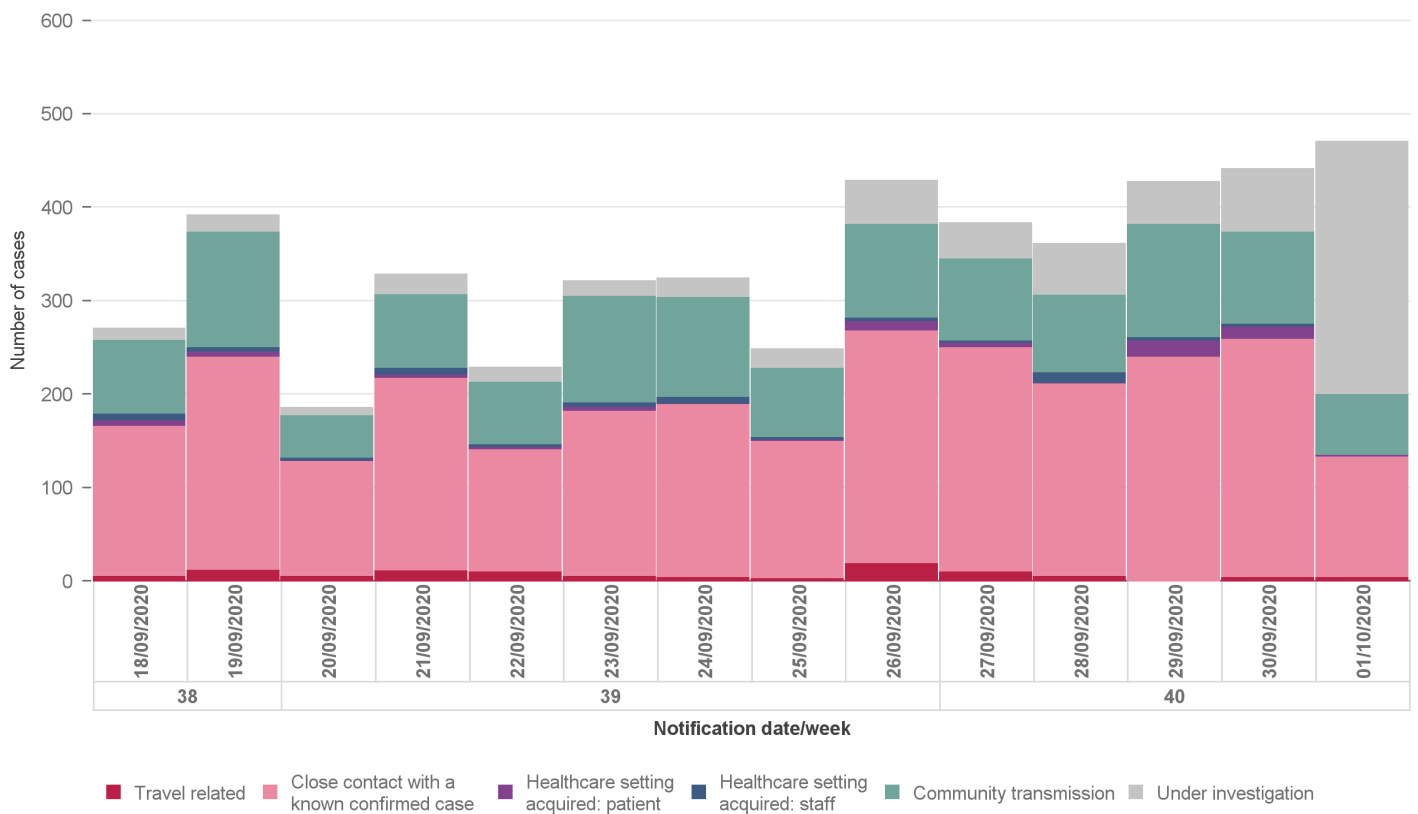


Figure 3: Number of confirmed COVID-19 cases notified in Ireland by date/week of notification and most likely transmission source from 18/09/2020 to midnight 01/10/2020

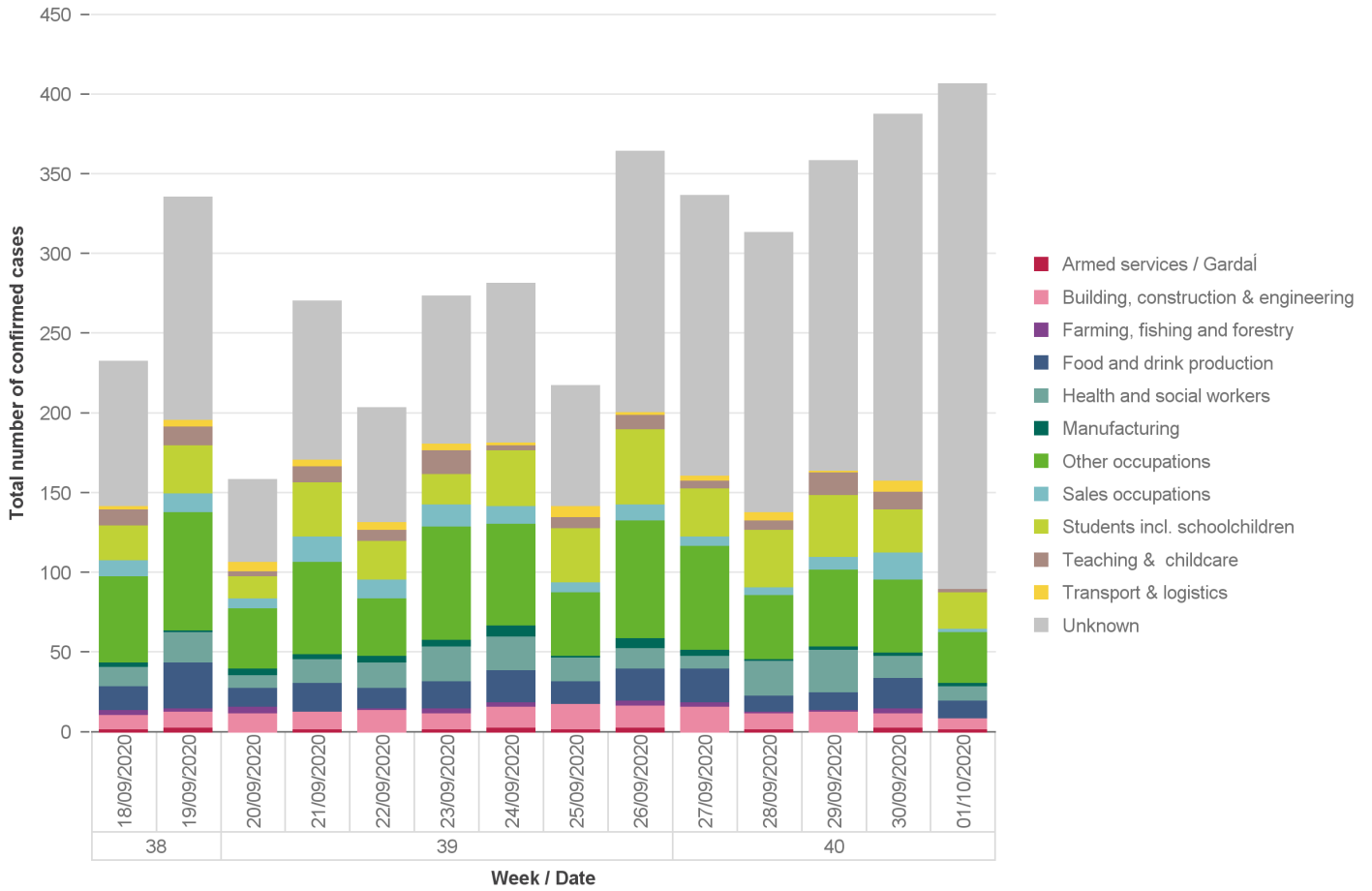


Figure 4: Number of confirmed COVID-19 cases notified in Ireland by date/week of notification and occupation* from 18/09/2020 to midnight 01/10/2020

*Among cases aged 16-69 years

Table 7: Cumulative number of confirmed cases of COVID-19 notified in Ireland from 18/09/2020 to midnight 01/10/2020 by age group, hospitalisation and ICU admission*

Age Group (years)	Number of cases (n)	Cases hospitalised (n)	Cases hospitalised (%)	Cases admitted to ICU (n)	Cases admitted to ICU (%)
0-4 yrs	120	3	2.16	0	0
5-14 yrs	332	8	5.76	0	0
15-24 yrs	1193	12	8.63	0	0
25-34 yrs	877	8	5.76	1	10
35-44 yrs	724	11	7.91	2	20
45-54 yrs	661	20	14.39	1	10
55-64 yrs	459	20	14.39	0	0
65-74 yrs	254	29	20.86	5	50
75-84 yrs	129	19	13.67	1	10
85+ yrs	56	9	6.47	0	0
Total	4,805	139	100	10	100

* The number of cases hospitalised and admitted to ICU relate only to events notified in the last 14 days and do not include cases notified prior to this and admitted to hospital or ICU in the last 14 days

Acknowledgements

Sincere thanks are extended to all those who are participating in the collection of data and reporting of data used in these reports. This includes the HSE COVID-19 Contact Management Programme (CMP), staff in ICU units, notifying clinicians, laboratory staff, public health doctors, nurses, surveillance scientists, microbiologists and administrative staff.

Report prepared by COVID-19 Epidemiology Team, HPSC

Technical Notes

1. Data Source

Data are based on statutory notifications and were extracted from Computerised Infectious Disease Reporting (CIDR) system at 13:22 on 02/10/2020. Data are provisional and subject to ongoing review, validation and update. As a result, figures in this report may differ from previously published figures.

2. Epidemiological date

Epidemiological date is derived from epidemiological date, which is the earliest of onset date, date of diagnosis, laboratory specimen collection date, laboratory received date, laboratory reported date, event creation/notification date.

3. Population data

Population data were taken from Census 2016. Data were aggregated into the following age groups for the analysis: 0-4 years, 5-14 years, 15-24 years, 25-34 years, 35-44 years, 45-54 years, 55-64 years, 65-74 years, 75-84 years and ≥ 85 years.

3. Transmission classification

Transmission classification is based on country of infection as well as enhanced exposure data (international travel; close contact of a case) recorded in CIDR. Transmission is classified as 'unknown' due to incomplete data on CIDR.

Travel related cases include cases who acquire COVID-19 infection outside of Ireland (imported cases) and cases who acquire COVID-19 infection directly from imported cases.

WHO definition of transmission classification is specified below:

- Community transmission is evidenced by the inability to relate confirmed cases through chains of transmission for a large number of cases, or by increasing positive tests through routine screening of sentinel samples.
- Local transmission indicates locations where the source of infection is within the reporting location.
- Imported cases only indicates locations where all cases have been acquired outside the location of reporting.

4. Outbreak location

Where an outbreak location is reported as a residential facility (RF) this includes nursing homes, community hospitals, long-stay units and residential institutions including mental health facilities, prisons and direct provision centres.

Other outbreak location includes community, extended family, hotel, public house, retail outlet, travel related and all other locations.