

Coronavirus COVID-19

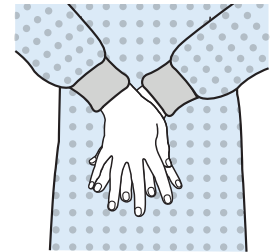
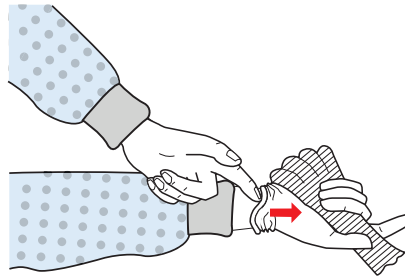
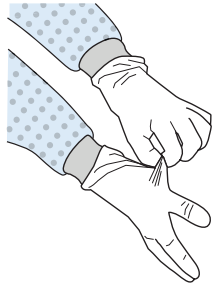


Removal of (doffing) personal protective equipment (PPE)

PPE should be removed in an order that minimises the potential for cross contamination. The Surgical facemask/FFP2 respirator must always be removed outside the patient's room or cohort area.

THE ORDER OF REMOVAL OF PPE IS AS FOLLOWS:

- 1** Gloves – the outsides of the gloves are contaminated.

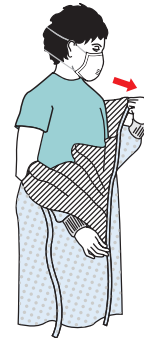


Perform Hand Hygiene

- 2** Eye protection – the outside will be contaminated



- 3** Gown – the front of the gown and sleeves will be contaminated.



- 4** Do not remove facemask or respirator until after you have left the patient room or cohort area.

Lean forward slightly, grasp the ties/straps from the top of the head and gently pull off the facemask/respirator. Do not touch the front of the mask.

If the mask has ear loops- lean forward and grasp the loop from each earlobe and take off and discard. **DO NOT** reuse once removed.



- 5** Perform Hand Hygiene

