



COVID-19

**Interim Public Health, Infection Prevention & Control
Guidelines on the Prevention and Management of COVID-19
Cases and Outbreaks in Residential Care Facilities**

Version 1.03/11/2020

Archived Guidance

| Version | Date | Changes from previous version |
|---------|------------|---|
| 6.1 | 26/10/2020 | <p>Reference to the 2018 National Standards for infection prevention and control for community services</p> <p>Reference to the Five Level Framework for Public Health Restrictive Measures</p> <p>Recommendation that all congregated care settings have an IPC link-practitioner</p> <p>Updated section on sources of infection and transmission</p> <p>Expanded detail on categories of people considered extremely vulnerable</p> <p>Explicit statement that PPE items intended for single use are used only once</p> <p>Explicit statement that residents should be consulted on control measures</p> <p>Statement on the requirement to support extremely vulnerable people who may require additional precautions beyond those that are applied generally in the RCF</p> <p>Guidance on the possibility of derogation for close contacts to return to work framed as refer to relevant occupational health and public health guidance</p> <p>Guidance on visiting, pastoral support and essential/important service providers referred to relevant other document</p> <p>Reference to Health and Safety Authority position on fit testing of those who need to use respirator masks.</p> <p>Clarification on some points related to admission to RCF from acute hospitals and rehabilitation facilities</p> <p>Term patient generally replaced by people/person/resident in keeping with terms commonly used in non-acute care settings</p> <p>Reference to use of masks by residents</p> <p>Clarification on management of residents who routinely use home ventilatory support</p> |
| 6.0 | 22/07/2020 | <p>New Introduction & Acknowledgements moved to appendix H</p> <p>Update to section on Physical Distancing including consideration around use of Pods and replacement of 2m with maintain adequate distance as per Public Health Guidance</p> <p>Addition of Section on Group Activities</p> <p>Addition of section on staff movement across facilities</p> <p>Replacement of section 4.4.4 Others; with specific section on External Service Providers & link to guidance for external contractors/maintenance services</p> <p>Addition of a section on management of residents who leave the facility for day event or overnight stay</p> <p>Update to section on staff uniforms</p> <p>Addition on section on duration of transmission based precautions</p> <p>Update to section on care of the recently deceased</p> <p>Revision of Appendix H – Admissions, Transfers and Discharges</p> <p>Appendix A- Occupational Health moved to Resources Document for RCFs</p> |
| 5.2 | 19/06/2020 | <p>Update definition of outbreak to reflect current phase of pandemic</p> <p>Removal of term 'similar units' from title for clarity of setting relevance</p> |
| 5.1 | 08/06/2020 | <p>Adjusted text in Appendix H to make clearer that isolation requirements on transfer to RCF differ for a resident without COVID and a resident who has previously had a confirmed diagnosis of COVID</p> <p>Updated links to HSE website for occupational health guidance</p> <p>Added update on visiting RCF</p> |
| 5.0 | 02/06/2020 | <p>Includes reference to testing of contacts and that testing of staff at the end of their illness is not appropriate</p> <p>Guidance on transfers in the text replaced by an additional appendix H</p> <p>Updated to reflect requirement for testing of Contacts</p> |

| | | |
|-----|------------|---|
| | | Updated to reflect that wearing of masks for encounters between staff is required if the encounter is expected to last longer than 15 minutes |
| 4.2 | 26/05/2020 | Adjusted to reflect changes in transfer to and from RCF |
| 4.1 | 04/05/2020 | Added EAG advice regarding persistent PCR after recovery and discharge from acute hospital. Updated Occupational Health supports information |
| 4.0 | 21/04/2020 | Change to testing strategy in nursing homes Added mental health commission for reporting of COVID outbreaks Added physical distancing measures for staff while on break times Restructured transfer into RCF section Change to mask wearing guidance for HCW |
| 3.2 | 17/04/2020 | Change in testing strategy to include all residents and staff Change in clinical presentation description Change in outbreak definition for surveillance purposes |
| 3.1 | 29/05/2020 | Updated information on infectivity and the role of testing in assessing infectivity |
| 3.0 | 10/04/2020 | Change in structure of document Change in outbreak definition for public health action purposes Updated management of outbreak Added tools and checklists for management as appendices |
| 2.0 | 07/04/2020 | Added acknowledgements Hyperlinks included where appropriate Roles and Responsibilities updated Added Survival in the Environment Added Laboratory testing Added and updated Transfers of Residents between Care Facilities Updated Section on General Preparedness Pastoral Care included Infection Prevention and Control Measures Section updated Environmental Hygiene updated Added Care of the Dying Added Care of the Recently Deceased Preventing and Control of Outbreaks updated Proposal for Occupational Health Supports added as appendix |
| 1.1 | 30/03/2020 | Added information re contact management Edited definition for outbreak of COVID-19 in RCF OCT must be Chaired by Public Health Doctor Hyperlink to case definition added where appropriate Changed term 'self-quarantine' to 'self-isolation' and hyperlinks included where appropriate Edited flow of document and formatting |
| 1 | 23/03/2020 | Original guidance |

All HPSC guidance should be read and interpreted in conjunction with the [Government's Framework of Restrictions](#)

| | | |
|-------|--|----|
| 1 | Introduction | 7 |
| 2 | Roles and responsibilities..... | 7 |
| 2.1 | Residential Care Facility | 7 |
| 2.2 | Regional Department of Public Health | 9 |
| 3 | COVID-19 Background information | 9 |
| 3.1 | Sources of Infection with COVID-19..... | 9 |
| 3.2 | Routes of Transmission | 10 |
| 3.3 | Control of Transmission | 11 |
| 3.4 | Incubation period..... | 11 |
| 3.5 | Survival in the environment..... | 11 |
| 3.6 | Clinical features of COVID-19..... | 12 |
| 3.7 | Laboratory testing..... | 14 |
| 4 | General measures to prevent a COVID-19 outbreak during the pandemic..... | 14 |
| 4.1 | Planning..... | 14 |
| 4.2 | Education | 16 |
| 4.2.1 | Staff..... | 16 |
| 4.2.2 | Residents..... | 16 |
| 4.3 | Physical distancing measures & Pods | 17 |
| 4.4 | Group Activities..... | 19 |
| 4.5 | Controls to minimise risk of inadvertent introduction of virus | 20 |
| 4.5.1 | Staff..... | 20 |
| 4.5.2 | Movement across facilities | 21 |
| 4.5.3 | Staff occupational health & workforce planning | 21 |
| 4.5.4 | Visitors, Pastoral Support and other Essential/Important Service Providers | 22 |
| 4.5.5 | Resident transfers | 22 |
| 4.6 | Increased surveillance and early identification of cases COVID-19 infection..... | 24 |
| 5 | Management of an outbreak of COVID-19 | 25 |
| 5.1 | Declaring an outbreak..... | 26 |
| 5.2 | Outbreak Control Team (OCT) | 26 |

| | | |
|-------|--|----|
| 5.3 | Management of a possible or confirmed case of COVID-19..... | 28 |
| 5.4 | Cohorting residents with possible or confirmed COVID-19..... | 30 |
| 5.5 | Management of close contacts of a possible or confirmed case of COVID-19..... | 31 |
| 5.6 | Infection prevention and control measures | 32 |
| 5.6.1 | Standard precautions..... | 32 |
| 5.6.2 | Hand hygiene | 32 |
| 5.6.3 | Respiratory hygiene and cough etiquette..... | 33 |
| 5.6.4 | Personal Protective Equipment (PPE)..... | 34 |
| 5.6.5 | Transmission-based Precautions for COVID-19 | 35 |
| 5.7 | Duration of transmission based precautions..... | 36 |
| 5.7.1 | Care Equipment | 37 |
| 5.7.2 | Management of blood and body fluid spillages..... | 37 |
| 5.7.3 | Management of waste..... | 37 |
| 5.7.4 | Safe management of linen (laundry) | 38 |
| 5.7.5 | Environmental hygiene | 40 |
| 5.7.6 | Routine cleaning in the context of COVID-19 | 40 |
| 5.7.7 | Frequency of cleaning in the context of COVID-19..... | 41 |
| 5.7.8 | Terminal cleaning..... | 41 |
| 5.7.9 | Staff uniforms/clothing..... | 41 |
| 5.8 | Communication..... | 42 |
| 5.9 | Support services for staff and residents | 42 |
| 6 | Care of the dying..... | 42 |
| 7 | Care of the recently deceased | 43 |
| 7.1 | Hygienic preparation..... | 43 |
| 7.2 | Handling personal possessions of the deceased | 43 |
| 7.3 | Transport to the mortuary..... | 44 |
| 8 | Monitoring outbreak progress..... | 45 |
| 9 | Declaring the outbreak over | 45 |
| | Appendix A: Prevention and control of outbreaks of COVID-19 in RCF | 46 |
| | Appendix B: Details for line listing | 48 |
| | Appendix C: Part 1 – Respiratory outbreak line listing Form – Residents ONLY*..... | 49 |
| | Appendix C: Part 2 –Residents ONLY | 50 |

Appendix C: Part 3 – Respiratory outbreak line listing form – Staff ONLY* 51
Appendix C: Part 4 –Staff ONLY* 52
Appendix D: Checklist for outbreak management..... 53
Appendix E Hand Hygiene poster 55
Appendix F Donning and Doffing PPE 56
Appendix H: Admissions, Transfers to and Discharges from Residential Care Facilities during the COVID-19 Pandemic..... 58
Acknowledgements..... 75

1 Introduction

Managing the risk of COVID-19 can be thought of as three elements. The first is to take all practical measures to reduce unintended introduction of the virus into the residential care facility. If the virus is not introduced by a person with infection then it cannot spread. Even when all practical precautions are taken it is still possible that the virus will be introduced unintentionally therefore the second element is to take all practical measures to reduce the risk of the virus spreading if introduced. The third element is having processes in place to minimise the risk of harm to residents and staff if both other elements fail and the virus is introduced and spreads. This guideline addresses measures needed to achieve all of the above elements. Controlling the risk of introduction, spread and harm from COVID-19 is challenging particularly as there is a need to balance the management of risk with respect for the autonomy and rights of residents.

Please note that experience and the evidence base related to COVID-19 are increasing rapidly. Therefore, it is essential that you confirm that you are using the latest version of guidance.

<https://www.hpsc.ie/a-z/respiratory/coronavirus/novelcoronavirus/guidance/infectionpreventionandcontrolguidance/residentialcarefacilities/>

Application of this guidance document should take account of the Five Level Framework for Public Health Restrictive Measures and of the level in force nationally and in the specific locality at any time.

<https://www.gov.ie/en/campaigns/resilience-recovery-2020-2021-plan-for-living-with-covid-19/>

2 Roles and responsibilities

2.1 Residential Care Facility

This guidance applies to residential care facilities (RCF) where residents are provided with overnight accommodation. The anticipated duration of such accommodation may vary within and

between different types of RCF. For example, some RCFs for older persons may offer a blend of long-term nursing home and shorter-term respite and convalescence care.

This guidance was developed primarily for congregated care settings providing care for relatively large numbers of residents who are very vulnerable to severe disease because experience shows that spread of COVID-19 in these settings can have profound consequences. While the principles can be applied in all residential care settings, the risks are lower in the context of residential care provided in the setting of community housing for groups of 5 people or fewer. In that context a pragmatic approach is required and in particular restricting people to their room for extended periods is likely to be impractical and should only apply in the context of very specific risk.

Facilities providing acute inpatient rehabilitation services are advised to refer to the 'Acute Hospital Infection Prevention and Control Precautions for Possible or Confirmed COVID-19 in a Pandemic Setting' <https://www.hpsc.ie/a-z/respiratory/coronavirus/novelcoronavirus/guidance/infectionpreventionandcontrolguidance/>

The primary responsibility for managing the risk of infection with COVID-19 and for control of outbreaks lies with the RCF, within their responsibilities for resident care and infection prevention and control (IPC). This responsibility is referred to in the 2016 National Standards for Residential Care Settings for Older People in Ireland. The 2018 National Standards for infection prevention and control in community services are also relevant. All RCF should have in-house (or access to) IPC expertise, and should have outbreak management plans in place. Congregated care settings, such as nursing homes, should have at a minimum one designated on-site IPC link practitioner who has protected time and the support of management to promote good IPC practice within the facility. The IPC service should provide ongoing training to staff with a particular emphasis on Standard Precautions including hand hygiene, respiratory hygiene, cough etiquette and environmental cleaning.

[Under the Infectious Diseases Regulations 1981, Amendment February 2020](#), any medical practitioner who is aware of a case of COVID-19 or an outbreak, is obliged to notify the Medical Officer of Health (MOH) at the regional Department of Public Health. Contact details can be found [here](#) on the HPSC website.

Registered providers must notify the Chief Inspector (HIQA) of an outbreak of a notifiable disease within three working days. (Statutory Notifications Guidance for registered providers and persons in charge of designated centres. January 2016)

2.2 Regional Department of Public Health

The Regional Departments of Public Health are responsible for investigating cases and outbreaks of COVID-19 and providing overall leadership and oversight for outbreak management. The IPC link practitioner is a key resource in supporting the Public Health Department in fulfilling its role.

3 COVID-19 Background information

3.1 Sources of Infection with COVID-19

COVID-19 infection is acquired as a result of exposure to a person shedding viable virus. It is generally accepted that the highest risk of transmission occurs at about the time an infected person develops symptoms.

Spread from **symptomatic people** is generally considered to be the primary driver of the pandemic.

It is accepted that infection can be transmitted from people with minimal symptoms, from people before they develop symptoms (**pre-symptomatic transmission**) and from people who never develop symptoms (**asymptomatic transmission**); however, symptomatic people are generally more infectious. HIQA have provided a useful summary of the evidence related to asymptomatic transmission at <https://www.hiqa.ie/reports-and-publications/health-technology-assessment/evidence-summary-asymptomatic-transmission>

There are suggestions that children with COVID-19 may be less infectious than adults however there is uncertainty on this issue and the level of IPC precautions required in the healthcare setting are generally the same for children and adults in most contexts but taking account of the needs of the child.

3.2 Routes of Transmission

There are 3 routes of transmission of infection of concern as follows.

Droplet Transmission

Direct droplet transmission is accepted as a major route of COVID-19 transmission. Droplet transmission occurs when larger respiratory droplets shed from an infectious person impact on the mouth, nose or eyes of a person in close proximity to a person who is shedding the virus. Liquid particles larger than 5 microns diameter are considered as droplets. They generally do not stay suspended in the air for extended period and are associated with infection over a relatively short range.

Contact Transmission

COVID-19 is transmitted by touching the mouth, nose or eyes with hands contaminated with virus following contact with surfaces contaminated with droplets, oral secretions or nasals secretions from an infectious person. The relative importance of direct droplet transmission and contact transmission is unclear but both are accepted as important.

Airborne Transmission

Airborne transmission of COVID-19 is not accepted as a major driver of the COVID-19 pandemic but it is generally accepted that it can occur in some settings. Airborne Transmission refers to transmission as a result of exposure to small liquid particles from an infectious person that remain suspended in the air for relatively long periods of time, that disperse throughout the room on air currents and are inhaled. Particles less than 5 microns diameter are considered as droplet nuclei or aerosols.

Certain procedures that may be performed, known as Aerosol Generating Procedures (AGP) associated with an increased risk of infection are associated with potential for airborne transmission. Further information on AGPs in COVID-19 is available at: <https://www.hpsc.ie/az/respiratory/coronavirus/novelcoronavirus/guidance/infectionpreventionandcontrolguidance/aerosolgeneratingprocedures/>

3.3 Control of Transmission

Standard Precautions

The foundation of managing the risk of infection for people care for and healthcare workers in every healthcare setting including General Practice is the application of Standard Precautions to all people care for in all settings at all times. For further information on Standard Precautions please see Interim Guidance on Infection Prevention and Control for the HSE (2020). Note the recommendations of the National Public Health Emergency Team (NPHET) on use of surgical masks in healthcare are reflected in the HSE guidance.

Transmission-based Precautions

Transmission-based Precautions are measures taken in addition to Standard Precautions to manage risk of transmission of infection when caring for people with known or suspected infectious disease for which Standard Precautions alone are not sufficient. Transmission-based Precautions include Contact, Droplet and Airborne Precautions. For details on Transmission-based precautions please see the Interim Guidance on Infection Prevention and Control for the HSE (2020).

3.4 Incubation period

Current estimates suggest that the time between exposure to the virus and developing symptoms (incubation period) is from five to six days, but can range from one to 14 days.

3.5 Survival in the environment

The SARS-CoV-2 virus has an outer coating called a lipid envelope. The presence of the lipid envelope means that virus is likely to survive for shorter periods outside the human body compared to a non-enveloped virus like norovirus (winter vomiting virus). The virus is easily killed by common household cleaning products, and many disinfectants including bleach. Survival on environmental surfaces depends on the type of surface and the environmental conditions. One study using a SARS-CoV-2 strain showed that it can survive on plastic for up to 72 hours, for 48 hours on stainless steel and up to eight hours on copper when no cleaning is performed. However, the levels of virus declined very quickly over the time period.

3.6 Clinical features of COVID-19

Most people with COVID-19 will have mild disease and will recover. A minority will develop more serious illness.

The HSE has defined categories of people who are considered very high risk (also known as extremely medically vulnerable) and those at high risk for severe disease. See the following link <https://www2.hse.ie/conditions/coronavirus/people-at-higher-risk.html>

Groups of people at very high risk are specified as those who:

- are over 70 years of age - even if you're fit and well
- have had an organ transplant
- are undergoing active chemotherapy for [cancer](#)
- are having radical radiotherapy for lung cancer
- have cancers of the blood or bone marrow such as leukaemia, lymphoma or myeloma who are at any stage of treatment
- are having immunotherapy or other continuing antibody treatments for cancer
- are having other targeted cancer treatments which can affect the immune system, such as protein kinase inhibitors or PARP inhibitors
- have had bone marrow or stem cell transplants in the last 6 months, or who are still taking immunosuppression drugs
- are on dialysis
- have unstable or severe cystic fibrosis. This includes people awaiting a transplant
- severe respiratory conditions including Alpha-1 antitrypsin deficiency, severe asthma, pulmonary fibrosis, lung fibrosis, interstitial lung disease and severe COPD
- have a condition that means you have a very high risk of getting infections (such as SCID, homozygous sickle cell)
- are taking medicine that makes you much more likely to get infections (such as high doses of steroids or immunosuppression therapies)
- have a serious heart condition and you're pregnant
- have specific inborn errors of metabolism

In the general population, the most common signs and symptoms include:

- fever (though this may be absent in the elderly)
- dry cough

- shortness of breath
- loss of sense of smell or taste

Other symptoms can include:

- sputum production
- fatigue
- sore throat
- headache
- myalgia/arthralgia
- chills
- nausea or vomiting
- nasal congestion
- diarrhoea
- haemoptysis
- conjunctival congestion
- anosmia (loss of sense of smell)
- dysgeusia (distortion of sense of taste)
- ageusia (loss of sense of taste)

For more information on symptoms and signs of COVID-19, refer to the latest case definition <https://www.hpsc.ie/a-z/respiratory/coronavirus/novelcoronavirus/casedefinitions/>.

It is important to remember that older people with COVID-19 very often do not have fever and respiratory symptoms and may only have symptoms such as:

- **lethargy**
- **increased confusion**
- **change in baseline condition**
- **loss of appetite**

Clinical judgement with a high index of suspicion should be used when assessing residents.

3.7 Laboratory testing

- Laboratory testing is helpful to confirm a diagnosis of COVID-19 infection
- Testing is performed in the same way as testing for influenza. A viral swab is collected from the throat and nasopharynx. Only one swab is used to collect both samples, with the throat site sampled first.
- **When testing is performed, ensure the correct swab type is taken (viral swab), sealed tightly to prevent leakage and it is appropriately labelled** with two matching resident identifiers on both the swab and request form, to include the resident's name and date-of-birth (DOB). Ensure that the name and contact details for the resident's doctor are on the request form, together with the address of the RCF and any other contact details required. These should include the name and telephone number (mobile preferably) for the designated person who will receive the laboratory result clearly visible on the request form. Deliver the sample to the testing laboratory as soon as possible. Confirm in advance that you are sending the sample to the designated laboratory to perform the test for your RCF and that samples taken from residents of RCF are being prioritised for testing, particularly in a suspected outbreak.
- Current laboratory tests are accurate but no diagnostic test is perfect. If a test result comes back as "SARS-CoV-2 not detected" and the resident remains unwell with no alternative diagnosis, then a diagnosis of COVID-19 is still possible. If there is any concern, the resident's condition should be discussed with their doctor.

Additional information is available in the section on [Duration of Transmission Based Precautions](#)

4 General measures to prevent a COVID-19 outbreak during the pandemic

4.1 Planning

- Identify a lead for COVID-19 preparedness and response in the RCF. The lead should be a person with sufficient authority to ensure that appropriate action is taken and may

require support of a team, including an on-site IPC link-practitioner and a liaison person on each unit in the RCF

- RCF settings must have COVID-19 preparedness plans in place to include planning for cohorting of residents (COVID-19 separate from non-COVID-19), enhanced IPC, staff training, establishing surge capacity and promoting resident and family communication
- Maintain an up-to-date line list of all residents in the RCF and all staff working in the RCF, along with contact telephone numbers
- Each RCF should have an area identified where a resident with suspected or confirmed COVID-19 could be isolated
- Where possible, each ward or floor should try to operate as a discrete unit or zone, meaning that staff and equipment are designated to a specific area and are not rotated from other areas (this includes night duty). This may not always be feasible in smaller facilities, but in larger facilities, this practice may reduce exposure to risk for staff and residents in the event COVID-19 is introduced into the facility. This may also allow outbreak response measures to be targeted in zones, rather than having to be implemented facility-wide
- Facilities should ensure the availability of supplies, including tissues, alcohol-based hand rub (ABHR), hand wipes, cleaning products, disinfectants and personal protective equipment (PPE) and liaise with relevant supply lines if there is difficulty in obtaining such supplies
- Supplies of PPE should be sufficient to ensure that items of PPE, including visors and goggles, that are intended for single use are used only once and then disposed of safely.
- Note that the Health and Safety Authority indicate that where a risk assessment indicates that workers need to use a close-fitting respirator mask for their protection that every effort should be made to comply with the requirement for fit testing of the workers, as far as is reasonably practicable. When fit testing of all staff is not immediately possible, then fit testing should be prioritised for those at greatest risk.

- A summary table of key interventions for the prevention and management of a COVID-19 outbreak can be found in [Appendix A](#)

4.2 Education

4.2.1 Staff

- All staff should be aware of the early signs and symptoms of COVID-19 and who to alert if they have a concern. Staff should be able to contact an appropriate escalation pathway 24/7

Please see the HPSC website for the most up to date [case definition for COVID-19](#).

- All staff should have training in standard precautions, in particular hand hygiene, respiratory hygiene and cough etiquette, along with training in transmission-based precautions (contact, droplet and airborne), including the appropriate use of PPE for each situation.
- RCFs should ensure that one or more staff members are trained to collect a viral swab sample for testing for SARS-CoV-2, the cause of COVID-19. Please refer to guidelines and video in relation to same available [HERE](#)

4.2.2 Residents

- Residents should be consulted on and kept informed of the measures being taken and the reason for these measures during this time. This is particularly important where visiting has been restricted or suspended (refer to section 4.5.5)
- Residents should be encouraged and facilitated to clean their hands and actively assisted with this practice where necessary
- Key messages around cough etiquette (where appropriate) include:
 - Cover your mouth and nose with a disposable tissue when coughing and sneezing to contain respiratory secretions
 - Discard used tissues after use and clean your hands
 - If you don't have a tissue, cough into your forearm or the crook of your elbow

- Clean your hands
- In line with guidance from the National Public Health Emergency Team (NPHE), the importance of maintaining a physical distance from others in accordance with Public Health Guidance where possible should be observed
- Where possible and appropriate, residents should be made aware of the need to report any new symptoms of illness to staff members
- Residents who may leave a RCF should be made aware of the general principles of staying well, details of which can be found here: <https://www.hpsc.ie/a-z/respiratory/coronavirus/novelcoronavirus/guidance/vulnerablegroupguidance/Guidance%20For%20Older%20People%20and%20Others-Reducing%20COVID-19%20Exposure%20Risk.pdf>
- Residents who are extremely vulnerable to COVID-19 should be supported in taking any additional measures required to reduce their risk of infection over and above any general measures applied in the RCF
- Residents may wish to wear a mask at certain times or in certain places within the LTRCF, and this should be facilitated. In addition, if tolerated, residents should be encouraged to wear a mask in busy areas of the RCF or during transport to and from the facility.

4.3 Physical distancing measures & Pods

- As the pandemic persists it is increasingly onerous for many residents to stay in their room substantially all of the time. It is appropriate therefore for each RCF to consider how and when social activity can safely be facilitated for residents who have no symptoms of COVID-19, who are not contacts of COVID-19 and who are not currently under transmission-based precautions.
- Where social activity can be facilitated this should be organised on the basis of limiting contact to small and consistent groups of residents to the greatest extent possible. For example, it may be possible to develop “pods” of about 4 residents who tend to talk together or enjoy a specific activity together and arrange for people in that pod

to sit and interact together. Residents engaged in social activity should be encouraged to maintain physical distance, hand hygiene and cough etiquette with other residents and staff. Residents engaged in social activity should also be advised to avoid touching other people (touching hands, hugging or kissing). Exceptions are appropriate for couples who reside in the same RCF.

- If a system of pods can be developed physical distance should particularly be maintained between individuals in different social pods.
- In order to support physical distancing, mealtimes may need to be staggered so that, for example, people in the same pods eat together or meals are served in the residents' rooms. Consider whether it is possible to use all available communal areas to allow groups of residents in the same pod to eat their meals together while maintaining social distancing from each other and in particular from other pods.
- If social interaction can be facilitated it is appropriate, with due regard to the weather and comfort, to use well ventilated indoor space or outdoor space where available.
- Staff members should also be required to adopt social distancing measures during their break and meal times
- During periods when there is evidence of a high level of community transmission of the virus (Framework Levels 3, 4 and 5) or there is an outbreak it may be necessary to implement more restrictive social distancing rules within the RCF for example residents who need to be more careful due to their extreme vulnerability may be supported in further reducing their social contact or to avoid all contact other than with care providers for a period of time.
- During periods when there is a lower level of community transmission (Framework Level 1 and 2) and no outbreak in the RCF, the risk associated with more social interaction is reduced. In that context, there is less need to encourage residents to limit their interaction to their "pod" although it remains prudent to advise social distancing when practical, frequent hand hygiene and good cough etiquette.

4.4 Group Activities

- Group activities are important for residents' welfare and should be assessed by weighing up the risks and benefits to residents for each activity (Table 2)
- Before any group activity confirm that participants have no symptoms that suggest COVID-19
- Weather permitting, outdoor group activities are likely to be lower risk than indoor activities
- As above consider establishing small groups ("pods") who consistently attend group activities with each other, rather than having new ad-hoc groupings formed for each day/activity
- Those group activities considered important to residents' welfare should be organised in such a way so as to reduce the risk of infection as much as practical (for example by organising for residents to be in pods and if those pods are combined for certain activities, they should be organised with the same consistent groupings) with minimisation of direct or close contact between individual residents.
- Ensure adequate supplies of hand sanitizer and appropriate cleaning products (for example detergent wipes) are available in each activity room/area
- Ensure staff and volunteers know that they should wear a surgical face mask when they cannot maintain physical distance from residents and that they should perform hand hygiene regularly especially after assisting a resident

Table 2 Examples of group activities

| | Comment |
|----------------------------|---|
| Chair aerobics/yoga | Clean chairs between each session with detergent wipes |
| Ball games | Limit to members of one pod and hand hygiene before and after |
| Bingo | Individual answer sheets & markers |

| | |
|-------------------------------|---|
| Dancing | Dancing alone with distance maintained is very low risk – if dancing with partners if limited to one consistent partner from the same pod this can reduce risk |
| Card games e.g. bridge | Limit to members of one pod and hand hygiene before and after |
| Computer skills | Cover keyboard and clean after use |
| Sing songs | Limit to members of one pod. Maintain as much distance and ventilation as practical. Standing in a circle /square all facing outwards may be expected to reduce droplet risk. |
| Knitting | Yes, if each person uses their own equipment |
| Art | Yes, if use own equipment |
| Flower arranging | Suggest limit to members of one pod and hand hygiene before and after |
| Table quiz | Individual answer cards. Hand hygiene before and after |
| Jigsaws | Limit to members of one pod and hand hygiene before and after |
| Pottery | Clean potter’s wheel between users |
| Films | Social distancing |
| Wii Keep fit | Clean hand set and controls between residents |

4.5 Controls to minimise risk of inadvertent introduction of virus

4.5.1 Staff

- All staff should be aware of the early signs and symptoms of COVID- 19 and who to alert if they have a concern. Staff should be able to contact an appropriate escalation pathway 24/7
- Please see the HPSC website for the most up to date case definition for COVID-19.
- All staff should have training in Standard Precautions, in particular hand hygiene, respiratory hygiene and cough etiquette, along with training in Transmission-based Precautions (contact, droplet and airborne), including the appropriate use of PPE for each situation
- RCFs should ensure that one or more staff members are trained to collect a viral swab sample for testing for SARS-CoV-2, the cause of COVID-19

4.5.2 Movement across facilities

- The movement of staff between facilities should be minimised, it is recognised however that staff may have to work across multiple sites to ensure service provision. This is acceptable if adhering to all requirements below (4.5.3)

4.5.3 Staff occupational health & workforce planning

- Staff working in a facility that is experiencing an outbreak should not work in any other facility
- Staff should be allocated to one zone within the RCF if at all possible
- Staff should be informed that they must not attend work if they have fever or cough or shortness of breath or any kind of new respiratory symptoms. They should be aware of their local policy for reporting illness to their manager. Also, if one of their household contacts have respiratory symptoms the staff member should contact their manager for advice before attending work
- The NPHE requires that all staff have their temperature measured twice a day, once being at the start of each shift
- In addition, at the start of each shift, all staff should confirm with their line manager that they do not have any symptoms of respiratory illness, such as fever, cough, shortness-of-breath or myalgia. Where relevant staff should be asked to confirm that they are not currently working in a facility where there is an outbreak
- Staff members who become unwell at work should immediately report to their line manager and should be sent home and advised to contact their GP by telephone. If they cannot go home immediately, they should be isolated in a separate room until they can go home
- Occupational health guidance for healthcare workers is available at: <https://www.hse.ie/eng/staff/workplace-health-and-wellbeing-unit/covid-19-guidance/>
 - Staff members who test positive for COVID-19 may return to work after the end of the isolation period. For staff who have not required hospitalisation for treatment of COVID-19, this will be 10 days after symptom onset (or date when

test was taken if no symptoms) provided they have had no fever during the last five days and are medically well. For staff who have required hospitalisation for treatment of COVID-19, this will be after 14 days from symptoms onset (or date when test was taken if symptom onset less clear) provided they have had no fever during the last five days and are medically well. Repeat testing at the end of the illness is generally not appropriate.

- Staff members who have been identified as close contacts of a case either in the community or the occupational setting should not attend work for 14 days from the last exposure to the case and restrict their movements as much as possible. Close contacts will be offered testing for COVID-19 at day 0 and day 7
- Any consideration regarding the possibility of derogations to return to work for healthcare workers who are close contacts of COVID-19 should be in the context of current occupational health and public health guidance.
- Available Occupational Health supports are detailed in [Appendix B](#).

4.5.4 Visitors, Pastoral Support and other Essential/Important Service Providers

These issues are addressed in a specific document on Guidance on visitation in long-term residential care facilities available at the following link

<https://www.hpsc.ie/a-z/respiratory/coronavirus/novelcoronavirus/guidance/infectionpreventionandcontrolguidance/residentialcarefacilities/>

4.5.5 Resident transfers

- Guidance on resident transfers is addressed as an appendix to this document. **(Appendix H)**
- For guidance on admission to facilities such as community hospitals and acute rehabilitation units please refer to the document - Acute Hospital Infection

Prevention and Control Precautions for Possible or Confirmed COVID-19 in a Pandemic Setting located [here](#).

- Guidance on admission to RCF applies to residents who routinely use ventilatory support such as CPAP or BiPAP. Use of CPAP or BiPAP is considered an aerosol generating procedure by many (see the following link <https://www.hpsc.ie/a-z/respiratory/coronavirus/novelcoronavirus/guidance/infectionpreventionandcontrolguidance/aerosolgeneratingprocedures/AGPs%20for%20confirmed%20or%20possible%20COVID19.pdf>)
- Such residents should be admitted to single rooms with a window that can be opened to improve ventilation (subject to weather and security) and the door should remain closed as much as possible when ventilatory support is in use.
- If not tested and reported as SARS-CoV-2 not detected in the 3 days before admission they should remain in their room with the door closed all of the time until a test result is available.
-
- In the case that the test result is not available OR if they have any new clinical features to suggest viral infection any care delivered by staff during the use of CPAP or BiPAP, care provided by staff should be delivered with airborne precautions (minimise numbers and time in the room, maximise ventilation as far as is practical and use of appropriate PPE)..
- If the test result is reported as not detected, the person is not a COVID-19 close contact and there are no clinical features to suggest viral infection care provided by staff should be delivered with Standard Precautions plus use of a surgical mask.
- As for all newly admitted residents, during the initial 14 day period following admission they should not participate in social activities within the LTRCF and should stay in their room most of the time.
- If a person on CPAP or BiPAP is not a contact of COVID19, if they have no new symptoms of respiratory deterioration to suggest acute infection and if the sample taken before or on admission was reported as COVID-19 not detected, they can

move around outside their room but away from other people, if able to do, while not using their ventilatory support.

-
-
- If at any point during admission to the RCF a person who uses CPAP or BiPAP develops symptoms consistent with COVID19, airborne precautions should be reintroduced immediately while arrangements are made for assessment by their doctor, and for their return to a single room for management as for a suspected case. Staff should follow the guidance on use of PPE for AGPs while managing a suspected or confirmed case of COVID19, found here: <https://www.hpsc.ie/a-z/respiratory/coronavirus/novelcoronavirus/guidance/infectionpreventionandcontrolguidance/aerosolgeneratingprocedures/AGPs%20for%20confirmed%20or%20possible%20COVID19.pdf>.

4.6 Increased surveillance and early identification of cases COVID-19 infection

- Surveillance (monitoring for illness) is an essential component of any effective infection prevention and control programme
- RCFs should ensure that they have means in place to identify a new case of COVID-19 and control transmission, through active monitoring of residents and staff for new symptoms of infection, rapid application of transmission-based precautions to those with suspected COVID-19, prompt testing of symptomatic residents and referral of symptomatic staff for evaluation. Current case definition can be found [here](#).
- The RCF should ensure that there is twice daily active monitoring of residents for signs and symptoms of respiratory illness or changes in their baseline condition (e.g., increased confusion, falls, and loss of appetite or sudden deterioration in chronic respiratory disease)
- There should be early identification of staff absence/s, which may be due to COVID-19 infection or a requirement to restrict movements for close contacts of a COVID-19 case

5 Management of an outbreak of COVID-19

When there is a suspicion of cases of COVID-19 the MOH should perform a risk assessment to determine whether there is either possible or confirmed active transmission in the facility. An isolated positive result of SARS-CoV-2 in a resident or staff member is not in itself proof of current active transmission. It is appropriate to consider if the test result may reflect a persistent positive result related to a remote infection and if the person may have become infected outside of the RCF.

When an outbreak is suspected laboratory testing should be arranged as quickly as possible. However, it is not necessary to wait for laboratory test results before beginning initial investigation, contacting Public Health or implementing control measures. There should be heightened awareness among staff, so that other residents with symptoms are quickly identified.

A local incident management meeting should be arranged promptly and involve key staff members including housekeeping, nursing staff, allied healthcare professional and medical staff. This group should:

- Try and establish whether it is likely that an outbreak is occurring, taking in to account the following:
 - Could onward transmission have already occurred? (e.g., resident had widespread contact with others in the 48 hours before symptom onset)
 - Are they in a single room or sharing?
 - Is the resident ambulatory?
 - Have they spent time with others in communal areas or group activities?
 - Are there behavioural characteristics which might be increased risk of transmission?
- Identify if are any other residents symptomatic and if so, what are their symptoms?
- Identify are any staff symptomatic or has there been an increase in staff absence?

- Identify residents and staff who were in close contact with the symptomatic resident in the 48 hours before symptom onset or before isolation and transmission-based precautions were implemented.

The initial management of the possible case and close contacts should be the same as for a confirmed case of COVID-19 until an alternative diagnosis has been identified

5.1 Declaring an outbreak

For surveillance purposes, the following outbreak definition applies:

Confirmed

A cluster/outbreak, with two or more cases of laboratory confirmed COVID-19 infection regardless of symptom status. This includes cases with symptoms and cases who are asymptomatic.

OR

A cluster/outbreak, with two or more cases of illness with symptoms consistent with COVID-19 infection (as per the COVID-19 case definition), and at least one person is a confirmed case of COVID-19.

Suspected

A cluster/outbreak, with two or more cases of illness with symptoms consistent with COVID-19 infection (as per the COVID-19 case definition)

5.2 Outbreak Control Team (OCT)

- All outbreaks of COVID-19 in a RCF must be reported to the regional Medical Officer of Health (MOH) at the Department of Public Health at the earliest opportunity
- Public Health doctors from the Regional Department of Public Health will provide overall leadership for the management of the COVID-19 outbreak in the RCF
- Ideally, the OCT should have regular, active involvement of a Public Health Doctor. However, if that is not practically possible, following initial consultation and advice from Public Health, the OCT should liaise on a regular ongoing basis with the regional Public Health Department to provide updates on outbreak progress and seek further advice as appropriate

- The OCT membership should be decided at local level and will depend on available expertise
- An OCT Chairperson should be agreed
- Members of the OCT may include any of the following. However, in many settings it may not be possible to include all the expertise referred to below:
 - Specialist in Public Health Medicine and/or Public Health Department Communicable Disease Control Nurse Specialist
 - GP/Medical officer/Consultant to RCF (dependent on nature of RCF)
 - Director of Nursing or Nurse Manager from RCF
 - Management representative from the RCF i.e. manager or CEO
 - Community Infection Prevention and Control Nurse (CIPCN) where available
 - Administration support
- Other members who may need to be included, particularly if it is an extensive or prolonged outbreak include:
 - Community Services General Manager
 - Administrative support
 - Occupational Medicine Physician
 - Consultant Clinical Microbiologist
 - Representative from HPSC
 - Communications officer
- Every member involved should have a clear understanding of their role and responsibility
- The frequency required for the OCT meeting should be decided and they should be carried out in consideration of social distancing requirements via teleconference/videoconference facilities
- Public Health will formulate a case definition, assign an outbreak code and decide as to whether an on-site visit is required or not
- The RCF should inform HIQA or Mental Health Commission, as appropriate and the local CHO as per usual protocols

Before the first meeting of the OCT, the local incident team should gather as much information as possible to include:

- A line list of all residents and staff. Template can be found in [Appendix C](#).
- Identify the total number of people ill (residents & staff), dates of illness onset and the spectrum of symptoms
- Identify staff and residents who have recently recovered, developed complications, been transferred to acute hospitals and those who have died
- Information on laboratory tests available including the number of tests taken to date and the date sent to the laboratory, along with the reported results
- Determine if the number of symptomatic residents/staff involves more than one unit/floor/ward or if the outbreak is confined to one area only
- Use the case definitions for possible, probable and confirmed COVID-19 available on the HPSC website [HERE](#).
- A checklist for outbreak management can be found in [Appendix D](#).

5.3 Management of a possible or confirmed case of COVID-19

- The initial assessment of the resident should be performed by their doctor by telephone
- If COVID-19 is suspected, the doctor will arrange testing
- If the clinical condition does not require hospitalisation, the resident should not be transferred from the facility on infection prevention and control grounds
- Where there is capacity and it is appropriate to their care needs, a resident with possible or confirmed COVID-19 should be placed in a single room with transmission-based precautions and appropriate use of PPE by staff (**Appendix F & Appendix G**)
- Room doors should be kept closed where possible and safe to do so
- When this is not possible, ensure the resident's bed is moved to the furthest safe point in the room to try and achieve a 2m physical distance to the door
- Display signage to reduce entry into the room, but confidentiality must be maintained
- Take time to explain to the resident the importance of the precautions that are being put in place to manage their care and advise them against leaving their room

- Ideally, the resident's single room should have ensuite facilities
- If an ensuite is not available, try to designate a commode or toilet facility for the resident's use
- In the event of a commode being used, the HCW should exit the resident's room while wearing appropriate PPE, transport the commode directly to the nearest sluice (dirty utility) and remove the PPE in the sluice after placing the contents directly into the bed pan washer or pulp disposal unit. A second person should be available to assist with opening and closing doors to the single room and sluice room. If a second person is not available, change gloves and perform hand hygiene and put on a clean pair of disposable gloves
- If the resident must use a communal toilet ensure it is cleaned after every use
- Listen and respond to any concerns residents may have to ensure support and optimal adherence is achieved during their care
- If well enough, a resident may go outside alone if appropriate or accompanied by a staff member maintaining adequate distance from both staff and other residents. If the staff member can maintain this distance, they do not need to wear PPE
- If the resident passes briefly through a hallway or other unoccupied space to go outside, there is no requirement for any additional cleaning of that area beyond normal good practice
- Residents with confirmed COVID-19 will require appropriate healthcare and social support, including access to their doctor or GP for medical management and on-site support
- A care planning approach that reflects regular monitoring of residents with COVID-19 infection for daily observations, clinical symptoms and deterioration should be put in place. Where appropriate there should be advance planning in place with residents and/advocates reflecting preferences for end of life care and / or transfer to hospital in event of deterioration. Staffing levels / surge capacity planning should reflect the need for an anticipated increase in care needs during COVID-19 outbreak.
- Residents with confirmed COVID-19 infection should remain in isolation on Contact and

Droplet precautions until 14 days after the first date of onset of symptoms and they are fever free for the last five days

- Staff should be mindful that prolonged isolation may be stressful for some residents and to encourage relatives and other residents where practical to communicate with them regularly via phone or video calls and where possible window visits.

5.4 Cohorting residents with possible or confirmed COVID-19

- Placement of residents with possible or confirmed COVID-19 in a designated zone, with designated staffing (where staffing levels permit) to facilitate care and minimise further spread is known as cohorting. As the lay-out for each RCF will differ, the zoned area might be a floor, a wing or a separate annex. In these zoned areas, heightened infection prevention and control measures are critical
- Cohorting includes residents who are placed in single rooms close together, or in multi-occupancy areas within the building or section of a ward/unit
- Where possible, residents with probable or confirmed COVID-19 should be isolated in single rooms with ensuite facilities. If there are multiple residents and if it is practical to do so, these single rooms should be located in close proximity to one another in one zone, for example on a particular floor or area within the facility
- Where single room capacity is exceeded and it is necessary to cohort residents in a multi-occupancy room:
 - Only residents with a **confirmed diagnosis of COVID-19** can be cohorted together;
 - Residents with suspected COVID-19 should not be cohorted with those who are confirmed positive;
 - The risk of cohorting **suspected cases** in multi-occupancy areas is much greater than that of cohorting confirmed positive residents together, as the suspected cohort is likely to include residents with and without COVID-19;
- Where residents are cohorted in multi-occupancy rooms, every effort should be made to minimise cross-transmission risk:
 - Maintain as much physical distance as possible between beds; if possible reduce the number of residents/beds in the area to facilitate social distancing

- Close privacy curtains if available between the beds to minimise opportunities for close contact
- There should be clear signage indicating that the area is a designated zone to alert staff about cohorting location in the RCF. A zone may have multi-occupancy rooms or a series of single rooms
- A designated cohort area should ideally be separated from non-cohort areas by closed doors
- Minimise unnecessary movement of staff in cohort areas and ensure that the number of staff entering the cohort area is kept to a minimum
- Staff working in cohort areas should not be assigned to work in non-COVID-19 areas
- In so far as is possible, the cohort area should not be used as a thoroughfare by other residents, visitors or staff, including residents being transferred, staff going for meal breaks and staff entering and exiting the building

5.5 Management of close contacts of a possible or confirmed case of COVID-19

- Residents who are close contacts of a confirmed case should be accommodated in a single room with their own bathing and toilet facilities. If this is not possible, cohorting in small groups (two to four) with other close contacts is acceptable
- Residents who are close contacts should be advised to avoid communal areas and stay in their room where it is practical to do so until 14 days after exposure
- Residents who are close contacts may go outside if appropriate, alone or accompanied by a staff member maintaining adequate distance. An accompanying staff member in this situation is not required to wear PPE if distance can be maintained
- Note: testing of close contacts for COVID-19 is now recommended at day 0 and day 7. Note that even if these tests for close contacts are reported as SARS-CoV-2 not detected the requirement for restricted movement for 14 days will remain in place. Regardless of the outcome of these scheduled tests, the resident should be referred to their doctor for assessment at any time if they develop symptoms of infection.

- If the resident transits briefly through hallway or other unoccupied space to go outside, there is no requirement for any additional cleaning of that area beyond normal good practice
- It is understood that some residents may, due to underlying conditions (e.g. dementia with wandering behaviours) have significant difficulties with isolation and / or restricted movement. In these instances, the creation of a 'safe zone' may be the most appropriate support to prevent distress arising from confinement. Separate access to outdoor spaces or communal rooms not used by other residents may be appropriately used when followed by environmental cleaning and disinfection if required
- If entry to an occupied shared space is unavoidable, the resident should be encouraged to perform hand hygiene and wear a surgical mask or to cover their mouth and nose with a tissue

5.6 Infection prevention and control measures

5.6.1 Standard precautions

Standard Precautions are the minimum infection prevention practices that apply to the care of all people, regardless of suspected or confirmed infection status of the person, in any setting where health care is delivered. For further information on Standard Precautions and the chain of infection refer to HSEland online learning or www.hpsc.ie . For most recent HSE guidance on IPC refer here: <https://www.hpsc.ie/a-z/respiratory/coronavirus/novelcoronavirus/guidance/infectionpreventionandcontrolguidance/hseinfectionpreventionandcontrolguidanceandframework/Interim%20HSE%20Guidance%20on%20IPC.pdf>

With regard to COVID-19, key elements include:

5.6.2 Hand hygiene

- Hand hygiene is the single most important action to reduce the spread of infection in health and other social care settings and is a critical element of standard precautions

- Facilities must provide ready access for staff, residents and visitors to hand hygiene facilities and alcohol-based hand rub (ABHR)
- Staff should adhere to the WHO five moments for hand hygiene
 - Hand hygiene must be performed immediately before every episode of direct resident care and after any activity or contact that potentially results in hands becoming contaminated, including the removal of PPE, equipment decontamination, handling of waste and laundry
- Residents should be encouraged and facilitated to clean their hands after toileting, after blowing their nose, before and after eating and when leaving their room. If the resident's cognitive state is impaired, staff must help with this activity
- **Gloves should not be used in routine care of residents to whom Standard Precautions apply unless contact with blood or body fluids (other than sweat), non- intact skin or mucous membranes is anticipated. When gloves are required they are not a substitute for hand hygiene. Hand hygiene is required before putting on gloves and immediately after they have been removed**
- HSEland hand hygiene training is available online and staff should be encouraged to do refresher training at www.hseland.ie

Refer to hand hygiene information posters [Appendix E](#).

5.6.3 Respiratory hygiene and cough etiquette

- Respiratory hygiene and cough etiquette refer to measures taken to reduce the spread of viruses via respiratory droplets produced when a person coughs or sneezes
- Disposable single-use tissues should be used to cover the nose and mouth when sneezing, coughing or wiping and blowing the nose
- Used tissue should be disposed of promptly in the nearest foot operated waste bin
- Some residents may need assistance with containment of respiratory secretions. Those who are immobile will need a waste bag at hand for immediate disposal of the tissue. Hands should be cleaned with either soap and water or ABHR after

coughing sneezing, using tissues or after contact with respiratory secretions and contaminated objects

- Staff and residents should be advised to try to avoid touching their eyes, mouth and nose

5.6.4 Personal Protective Equipment (PPE)

- As part of Standard Precautions, it is the responsibility of every HCW to undertake a risk assessment PRIOR to performing a clinical care task, as this will inform the level of IPC precautions needed, including the choice of appropriate PPE for those who need to be present
- Full guidelines on the appropriate selection and use of PPE [Appendix F](#) and [G](#) and <https://www.hpsc.ie/az/respiratory/coronavirus/novelcoronavirus/guidance/infectionpreventionandcontrolguidance/ppe/>
- Current guidance in the context of COVID-19 for the use of surgical masks by HCW states that:
 1. HCW's should wear surgical masks when providing care to residents within 2m of a resident, regardless of the COVID-19 status of the resident
 2. HCW's should wear surgical masks for all encounters with other HCWs in the workplace where a distance of 2m cannot be maintained and the encounter is expected to last longer than 15 minutes
 3. As of September 2020 healthcare workers are also required to wear a surgical mask when in busy public areas of healthcare facilities even if they do not expect to be within a distance of 2m of another person for 15 minutes or more.
- Surgical face masks that are worn by HCW's in the circumstances outlined above (points 1 2 and 3) may be disposed of in the domestic waste stream
- Educational videos are also available on www.hpsc.ie at <https://www.hpsc.ie/az/respiratory/coronavirus/novelcoronavirus/guidance/infectionpreventionandcontrolguidance/videoresourcesforipc/>
- All staff must be trained in the proper use of all PPE that they may be required to wear

- The Health and Safety Authority indicate that where a risk assessment indicates that workers need to use a close-fitting respirator mask for their protection, that every effort should be made to comply with the requirement for fit testing of the workers, as far as is reasonably practicable. When fit testing of all staff is not immediately possible, then fit testing should be prioritised for those at greatest risk.
- Note that in outbreak situations or other exceptional circumstances where extended use of some items of PPE (other than gloves) when moving between people care for with a confirmed diagnosis of COVID-19 might be considered, it is important to make every effort to avoid generalised use of PPE throughout the facility without considering the level of risk.
- In the event of extended use of PPE being necessary, define clean and contaminated zones. PPE should be donned before entering the contaminated zone and doffed and hand hygiene performed before entering clean zones. Where staff members are having meals on a unit to minimise staff interaction, it is essential that the staff refreshment area is a clean zone. Corridors between units should be designated clean zones. Clinical stations should normally be clean zones
- Transiting through the hallway of a contaminated zone without providing resident care does not require use of PPE, if the residents are in their rooms and there is no physical contact with other staff wearing PPE

5.6.5 Transmission-based Precautions for COVID-19

- Transmission-based Precautions are IPC measures which are implemented in addition to Standard Precautions when Standard Precautions alone are insufficient to prevent the onward transmission of specific infectious diseases. [See Appendix G.](#) They include contact, droplet and airborne precautions. In general, COVID-19 is spread by respiratory droplets – transmission may be direct, through contact with the respiratory secretions of someone with COVID-19, or indirect, through contact with a contaminated surface/object. Less commonly, airborne spread may occur for example

during aerosol generating procedures (AGP).

<https://www.hpsc.ie/az/respiratory/coronavirus/novelcoronavirus/guidance/infectionpreventionandcontrolguidance/aerosolgeneratingprocedures/>

- Transmission-based Precautions should be applied immediately to all suspected cases of COVID-19:
 - It is recognised however that there can be significant challenges in applying transmission-based precautions in residential settings, which resemble household settings more than acute hospitals. Transmission-based Precautions may need to be modified to take into account that the setting is also the resident's home. A pragmatic, compassionate and proportionate approach may be necessary when considering the care needs of the resident balanced against the risk to others

5.7 Duration of transmission based precautions

- A test of clearance is not appropriate for residents who have been diagnosed with COVID-19. Transmission based precautions can be **discontinued fourteen days after symptom onset, where a person has been fever free for five days.**
- In exceptional circumstances where a physician is concerned on clinical grounds that there may be an ongoing risk of transmission beyond 14 days repeat testing may be considered in advance of ending Transmission-based Precautions. In such circumstances if virus nucleic acid is detected and if a decision is made to extend Transmission-based Precautions the extension may be for up to 7 additional days (that is for a total of 21 days). No further testing is required at that time in advance of ending Transmission-based Precautions. This includes people who are immunocompromised or require haemodialysis where care can be provided with Standard Precautions after that time.
- Note: some people who meet the above criteria (14 days post onset with 5 days fever free) may have a persistent cough. There is no evidence that such people pose a specific infection risk or that Transmission-based Precautions should be continued. An extended period of Contact and Droplet precautions may be considered in some such cases if there is clinical

concern. In such cases the period of Contact and Droplet precautions should not be extended beyond 28 days.

5.7.1 Care Equipment

- Where possible, use single-use equipment for the resident and dispose of it as healthcare risk waste into a designated healthcare risk waste bin inside the room
- Where single use equipment is not possible, use designated care equipment in the resident's room or cohort area. In a cohort area, the equipment must be decontaminated immediately after use and before use on any other resident following standard cleaning protocols. This designated equipment should not be shared with other residents in non COVID-19 areas (e.g., lifting devices, commodes, moving aides etc.)
- If it is not possible to designate pieces of equipment to the resident or cohort area these must be decontaminated immediately after use and before use on any resident following standard cleaning protocols
- There is no need to use disposable plates or cutlery. Crockery and cutlery should be washed after use in a dishwasher or by handwashing, using household detergent and hand-hot water

5.7.2 Management of blood and body fluid spillages

- Should be managed in line with local policy

5.7.3 Management of waste

- Dispose of all waste from residents with confirmed or suspected COVID-19 as healthcare risk waste (also referred to as clinical risk waste)
- When removing waste, it should be handled as per usual precautions for healthcare risk waste
- The external surfaces of the bags/containers do not need to be disinfected
- All those handling waste should wear appropriate PPE and clean their hands after removing PPE

- Hands-free healthcare risk waste bins should be provided in single rooms and cohort areas
- If a healthcare risk waste service is not available in the RCF, then all consumable waste items that have been in contact with the individual, including used tissues, should be put in a plastic rubbish bag, tie the bag, place in a second bag and leave for 72 hours. This should be put in a secure location prior to usual waste collection
- Bodily waste, such as urine or faeces from individuals with possible or confirmed COVID-19 does not require special treatment and can be discharged into the sewage system

5.7.4 Safe management of linen (laundry)

- All towels, clothing or other laundry used in the direct care of residents with suspected and confirmed COVID-19 should be managed as 'infectious' linen
- Linen must be handled, transported and processed in a manner that prevents exposure to the skin and mucous membranes of staff, contamination of their clothing and the environment
- Disposable gloves and an apron should be worn when handling linen
- All linen should be handled inside the resident room/cohort area. A laundry skip/trolley should be available as close as possible to the point-of-use for linen deposit, for example immediately outside the cohort area/isolation room
- When handling linen, the HCW should not:
 - rinse, shake or sort linen on removal from beds/trolleys;
 - place used/infectious linen on the floor or any other surfaces (e.g., a bedside locker/table top);
 - handle used/infectious linen once bagged;
 - overfill laundry receptacles; or
 - place inappropriate items in the laundry receptacle (e.g., used equipment/needles)
- When managing infectious linen, the HCW should:
 - Place linen directly into a water-soluble/alginate bag and secure;
 - Place the alginate/water-soluble bag into the appropriately-coloured linen bag (as per local policy)

- Store all used/infectious linen in a designated, safe area pending collection by a laundry service
- If there is no laundry service, laundry should be washed using the hottest temperature that the fabric can withstand and standard laundry detergent
- Laundry may be dried in a dryer on a hot setting

5.7.5 Environmental hygiene

- The care environment should be kept clean and clutter free in so far as is possible, bearing in mind this is the resident's home and they are likely to want to personalize their space with objects of significance to them.
- Residents' observation charts, medication prescription and administration records (drug kardexes) and healthcare records should not be taken into the resident's room to limit the risk of contamination

5.7.6 Routine cleaning in the context of COVID-19

- Decontamination of equipment and the care environment must be performed using either:
 - A combined detergent/disinfectant solution at a dilution of 1,000 parts per million available chlorine (ppm available chlorine (av.cl.)); or
 - A general-purpose neutral detergent in a solution of warm water, followed by a disinfectant solution of 1,000 ppm av.cl.
 - Only cleaning (detergent) and disinfectant products supplied by employers are to be used. Products must be prepared and used according to the manufacturer's instructions and recommended product "contact times" must be followed
- Hoovering of carpet floor in a resident's room should be avoided during an outbreak and while the person is infectious. When the resident is recovered the carpet should be steam cleaned
- All shared spaces should be cleaned with detergent and disinfectant
- Equipment used in the cleaning/disinfection of the isolation area should be single-use where possible and stored separately to equipment used in other areas of the facility.
- Household and care staff should be trained in the appropriate use and removal of PPE **(Appendix F)**
- In practical terms, single room cleaning may be undertaken by staff who are also providing care to the resident while in the single room

5.7.7 Frequency of cleaning in the context of COVID-19

- All surfaces in the resident room/zone should be cleaned and disinfected at least daily and when visibly contaminated. These include high-touch items; bedrails, bedside tables, light switches, remote controls, commodes, doorknobs, sinks, surfaces and equipment close to the resident (e.g., walking frames, sticks, phone or other mobile device).
- Handrails and table tops in facility communal areas, along with nurses station counter tops and equipment require regular cleaning
- Cohort areas and clinical rooms must be cleaned and disinfected at least daily and when visibly contaminated and a documented cleaning schedule should be available to confirm this.

5.7.8 Terminal cleaning

- Terminal cleaning should always be performed after a resident has vacated the room and is not expected to return. In addition to the routine cleaning protocols, a terminal clean is needed.
 - Removal of all detachable objects from a room or cohort area, including laundry and curtains;
 - Removal of waste;
 - Cleaning (wiping) of lighting and ventilation components on the ceiling;
 - Cleaning of the upper surfaces of hard-to-reach fixtures and fittings;
 - Cleaning of all other sites and surfaces working from those at higher level down to floor level
- A terminal clean checklist is good practice to support cleaning or household staff to effectively complete all environmental cleaning tasks, which should be signed off by the cleaning supervisor before the room reopens for occupancy

5.7.9 Staff uniforms/clothing

- Staff uniforms are not considered to be personal protective equipment

- The appropriate use of PPE will protect staff uniforms from contamination in most circumstances.
- Uniforms should be laundered:
 - separately from other household linen;
 - in a load not more than half the machine capacity;
 - at the maximum temperature the fabric can tolerate
- The risk of virus transmission from contaminated footwear is likely to be extremely low. Shoe covers should not be used. However, HCW could consider designating a pair of comfortable, closed, cleanable shoes for wearing in a COVID-19 care area
- Staff should avoid bringing personal items, including mobile phones into isolation or cohort areas

5.8 Communication

- Good communication is essential for residents, family and staff members
- Provide regular information sessions and education on measures required for staff members and assign someone to do these

5.9 Support services for staff and residents

- The effect on staff and residents during outbreak events should not be underestimated especially where there have been deaths in the RCF. Every effort should be made to support those who are impacted by outbreak events

6 Care of the dying

- A compassionate, pragmatic and proportionate approach is required in the care of those who are dying
- The presence of a person close to the resident should be facilitated. They should be aware of the potential infection risk
- Pastoral care team where requested by the person or their family and who are willing to attend should NOT be restricted from entering the facility

- All persons in attendance should be advised to wear a surgical mask and plastic apron. Gloves are not essential, so long as those in attendance understand the risks; perform hand hygiene after touching the person and before leaving the room
- Visitors should be instructed on how to put on and take off the PPE and how to perform hand hygiene. Where practical, visitors should be supervised when donning and doffing PPE
- For the anointing of the sick or other rites where only transient physical contact is required, gloves are not necessary, so long as hand hygiene is performed immediately after anointing or touching the person
- Visitors should avoid contact with people other than the person they are accompanying

7 Care of the recently deceased

7.1 Hygienic preparation

- Any IPC precautions that have been advised before death must be continued in handling the deceased person after death. In relation to COVID-19 specifically if transmission based precautions have been discontinued before death, then they are not required after death – see section on duration of transmission based precautions
- Hygienic preparation includes; washing of the face and hands, closing the mouth and eyes, tidying the hair and in some cases, shaving the face
- Washing or preparing the body for religious reasons is acceptable if those carrying out the task wear long-sleeved gowns, gloves, a surgical face mask and eye protection, if there is a risk of splashing

7.2 Handling personal possessions of the deceased

- Most jewellery including watches, rings, bracelets, earrings and items like photo frames can be wiped down using a detergent/disinfectant wipe. Alternatively, items of jewellery (with the exception of watches) can be placed in hot, soapy water and cleaned first, then rinsed and dried using disposable paper towels

- Items of clothing and soft toys should be placed directly into a washing machine and washed on the hottest setting that the fabric can withstand
- Paper materials (e.g. books, prayer books/bible) or items that cannot be wiped should be placed in a plastic bag and left aside for 72 hours before handling
- Clothing that needs to be hand washed should be placed in a plastic bag and stored for 72 hours, after which it can be washed
- Personal belongings that family members wish to discard should be placed in a plastic bag and tied securely, then placed in a second plastic bag and set aside for 72 hours after which it can go out for collection in the appropriate general waste stream

7.3 Transport to the mortuary

- An inner lining is not required in terms of COVID-19 risk, but may be required for other practical reasons such as maintaining dignity or preventing leakage affecting the mortuary environment
- A surgical face mask or similar should be placed over the mouth of the deceased before lifting the remains into the inner lining
- Those physically handling the body and placing the body into the coffin or the inner lining should wear, at a minimum, the following PPE:
 - Gloves
 - Long sleeved gown
 - Surgical face mask
- Pay close attention to hand hygiene after removal of PPE
- The family should be advised not to kiss the deceased and should clean their hands with alcohol hand rub or soap and water after touching the deceased

PPE is not required for transfer, once the body has been placed in the coffin.

8 Monitoring outbreak progress

- Monitoring the outbreak will include ongoing surveillance to identify new cases and to update the status of ill residents and staff
- The nominated RCF liaison person should update the line listing with new cases or developments as they occur and communicate this to the OCT on a daily basis or more frequently if major changes occur, in line with Public Health recommendations until the outbreak is declared over
- The review of this information should examine issues of ongoing transmission and the effectiveness of control measures
- Institute active daily surveillance for fever, respiratory symptoms, including cough and other symptoms suggestive of COVID-19, in residents and staff for 28 days after the date of onset of symptoms of the last resident COVID-19 case

9 Declaring the outbreak over

In order to declare that the outbreak is over, the RCF should not have experienced any new cases of infection (resident or staff) considered as likely to have been acquired in the RCF which meet the case definition for a period of 28 days (two incubation periods). As above isolated positive result of SARS-CoV-2 in a resident or staff member is not of itself evidence of ongoing transmission.

Appendix A: Prevention and control of outbreaks of COVID-19 in RCF

| | Domain | Action | Comment |
|-----------------------|--|---|---|
| Pre-Outbreak Measures | Planning and Administration | Written Policies | Immunisation policies Standard and Transmission based Precautions including droplet and contact Written outbreak management plan |
| | | RCF Lead (Named person) | To oversee development, implementation and review of policies and procedures |
| | | Training and Education | For all staff Ongoing training – Standard and Transmission-based Precautions, PPE Measures to improve compliance |
| | | Provision of supplies | Hand hygiene supplies, PPE, cleaning and disinfection materials, viral swabs, request forms and arrangements for prioritised testing of samples |
| | Standard Precautions | Standard infection control procedures | Standard Precautions and mask use should be practised by all staff at all times |
| | Surveillance | Awareness of signs and symptoms of COVID | Formal process to record any new symptomatic residents twice daily |
| Early recognition | Case Definition | As per HPSC guidance | Case definition may change as pandemic progresses |
| | Outbreak Definition | Action threshold for outbreak control measures | One suspected or confirmed case for public health action |
| | Communication of suspected outbreak | Notification of senior management, medical and public health staff, CHO and NH lead | Follow RCF algorithm |
| | Formation of outbreak control team (OCT) | OCT may be convened following risk assessment | |
| | Testing | Viral swab | As per current guidance |
| | Initial Actions | Daily Case list | |
| | | Activate Daily surveillance | |
| | | Appropriate IPC precautions in place | Contact and Droplet precautions in the cohorted area/zone |
| | | Resident placement | Single rooms |

| | | | |
|---------------------------|--------------------------------|--|--|
| During an Outbreak | | | Cohorting or zone allocation |
| | | Respiratory etiquette | |
| | Infection Control Measures | Hand Hygiene | 5 Critical points: <ul style="list-style-type: none"> • Before patient contact • Before an aseptic procedure • After body fluid exposure • After patient contact • After contact with patient surroundings Hand hygiene after PPE removal |
| | | PPE | Gloves Surgical mask Aprons / Gowns Face protection (as required based on risk assessment) |
| | | Aerosol Generating Procedure associated with increased risk of infection (AGP) | See HPSC guidance document . Ventilation, closed door, respirator mask (FFP2), gown, eye protection and gloves |
| | Environmental control measures | | Resident environmental cleaning and disinfection Residential care equipment Laundry Eating utensils and crockery |
| | Containment Measures | | New admissions restricted Transfers restricted Restricted communal activities Staffing precautions Visitor restrictions |
| Post Outbreak | Declaration of end of outbreak | | As advised by Public Health |
| | Final evaluation | Review of management of outbreaks and lesson learned | Coordination with Public Health and OCT if this was convened |

Appendix B: Details for line listing

1. Outbreak code (on top of line list as title)
2. Name of case
3. Case ID
4. Location (unit/section)
5. Date of birth/age
6. Sex
7. Status i.e. resident, staff member, volunteer, visitor
8. Date of onset of symptoms
9. Date of notification of symptoms
10. Clinical symptoms (outline dependent on case definition) e.g. fever, cough, myalgia, headache, other
11. Samples taken and dates
12. Laboratory results including test type e.g. RT-PCR,
13. Date when isolation of resident was started
14. Date of recovery
15. Duration of illness
16. Outcomes: recovery, pneumonia, other, hospitalisation, death
17. Also include work assignments of staff and last day of work of ill staff member
18. State if staff worked in other facilities

Have separate sheets for both staff and residents

Appendix C: Part 2 –Residents ONLY

Name of Facility: Name of Outbreak: Outbreak Code.....

| Test Results | | Outcome | | | | |
|--------------|--|-------------------------|-----------|------------------------|--------------|--|
| ID | Laboratory Test Done Yes/No, If yes, date: | Type of Test and Result | Pneumonia | Hospitalisation (Date) | Death (Date) | Recovered to pre-outbreak health status. Yes/No. If Yes, date: |
| | | | | | | |
| | | | | | | |
| | | | | | | |
| | | | | | | |
| | | | | | | |
| | | | | | | |

Key: (Y =Yes, N=No, U=Unknown)

Appendix C: Part 4 –Staff ONLY*

Name of Facility: Name of Outbreak: Outbreak Code:.....

| ID | Test Results | | Outcome | | | | Work exclusion |
|----|---|-------------------------|-----------|------------------------|--------------|--|---------------------------------|
| | Pathology Test Done Yes/No, If yes, date: | Type of Test and Result | Pneumonia | Hospitalisation (Date) | Death (Date) | Recovered to pre-outbreak health status. Yes/No. If Yes, date: | Excluded from work until (Date) |
| | | | | | | | |
| | | | | | | | |
| | | | | | | | |
| | | | | | | | |
| | | | | | | | |

Key: (Y =Yes, N=No, U=Unknown)

Appendix D: Checklist for outbreak management


| | Discussion point | Decision/action to be taken (date completed) | Person responsible |
|----|---|---|---------------------------|
| 1 | Declare an outbreak and convene an OCT following Public Health risk assessment | | |
| 2 | Agree the chair | | |
| 3 | Formulate an outbreak code and working case definition | | |
| 4 | Define the population at risk | | |
| 5 | Active case finding, request line listing of residents and staff from the RCF | | |
| 6 | Discuss whether it is a facility-wide outbreak or unit-specific | | |
| 7 | Confirm how and when communications will take place between the RCF, CIPCN, CHO NH lead, Public Health and the laboratory | | |
| 8 | Review the control measures (infection prevention and control necessary to prevent the outbreak from spreading). Confirm that the management of the facility is responsible for ensuring that agreed control measures are in place and enforced | | |
| 9 | Discuss which specimens have been collected. Notify the laboratory of the investigation. | | |
| 10 | Confirm the type and number of further laboratory specimens to be taken. Clarify which residents and staff should be tested. | | |
| 11 | Confirm with the laboratory that it will phone or fax results (both positive and negative) directly to the requesting doctor and that this person will notify Public Health. Review the process for discussing laboratory results with the RCF's designated officer. | | |
| 12 | Liaise with the RCF and laboratory regarding specimen collection and transport | | |
| 13 | Identify persons/institutions requiring notification of the outbreak e.g. families of ill or all residents of the facility; health care providers e.g. GPs, physiotherapists etc.; infectious disease consultants, consultant microbiologists, infection prevention & | | |

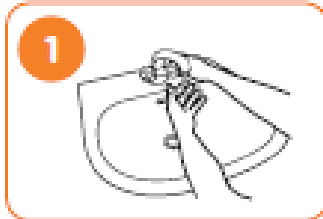
| | | | |
|----|---|--|--|
| | control specialists, Emergency Departments; local hospitals, other RCF, HPSC | | |
| 14 | Discuss whether a media release is required | | |
| 17 | Ensure that the incident is promptly reported to HPSC and surveillance details entered onto CIDR | | |
| 18 | Provide updates on the investigation to the Assistant National Director, ISD-Health Protection when/if required | | |
| 19 | Discuss communication arrangements with HSE management ± HSE crisis management team | | |
| 20 | Discuss communication arrangements with local GPs and Emergency Departments | | |
| 21 | Decide how frequently the OCT should meet and agree criteria to declare outbreak over | | |
| 22 | Prepare/circulate an incident report/set date for review meeting | | |

Appendix E Hand Hygiene poster

How to hand wash

Wash hands when visibly soiled. Otherwise, use handrub with hand sanitiser.


 Length of time to spend washing: 40-60 seconds



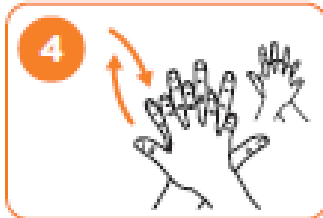
Wet hands with water



Apply enough soap to cover all hand surfaces



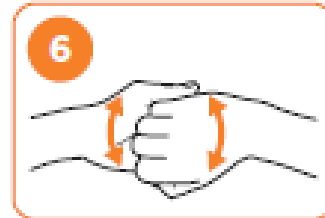
Rub hands palm to palm



Right palm over the back of the left hand with interlaced fingers and do same on other hand



Palm to palm with fingers interlaced



Backs of fingers to opposite palm with fingers interlocked



Rotational rubbing of left thumb clasped in right palm and do same on other hand



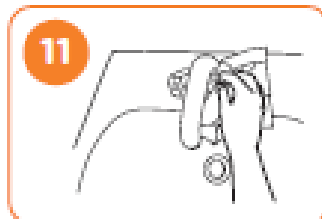
Rub in a circle with clasped fingers of right hand in left palm do same on other hand



Rinse hands with water



Dry hands thoroughly with a clean towel or single use towel



Use single use towel or piece of tissue to turn off tap



Your hands are now safe

RESIST

www.hse.ie/infectioncontrol

Appendix F Donning and Doffing PPE

A full range of resources including posters, videos and webinars relating to the safe donning and doffing of PPE is accessible [here](#)

Coronavirus COVID-19

Guide to donning and doffing standard Personal Protective Equipment (PPE)



FOR HEALTH AND SOCIAL CARE SETTINGS

DONNING OR PUTTING ON PPE

- Before putting on the PPE, perform hand hygiene.
- Be well hydrated and have taken a toilet break
- Have removed all jewellery including earrings

- Be bare below the elbows
- Have secured your hair back off your face
- Do not bring mobile phones/bleeps into an isolation area

1 Put on your plastic apron, making sure it is tied securely at the back.



2 Put on your surgical face mask. For mask with ties - tie the upper straps on top of head and bring the lower straps up in front of the ears and tie on top of head. For mask with loops - loop straps over the ears. Mould the metal strap over the bridge of the nose and make sure the mask is extended to cover your mouth and chin.



3 Put on your eye protection if there is a risk of splashing.



4 Put on non-sterile nitrile gloves.



5 You are now ready to enter the patient/resident area.



DOFFING OR TAKING OFF PPE

Surgical face masks may be used for single session use but gloves and apron must be changed between patients/residents.

1 Remove gloves, grasp the outside of the cuff of the glove and peel off, holding the glove in the gloved hand. Insert the finger underneath and peel off second glove.



2 Perform hand hygiene.



3 Remove eye protection.



4 Snap or unfasten the neck tie and allow to fall forward. Snap waist tie and fold apron in on itself, do not touch the outside as it is contaminated, and put into Healthcare risk waste.



5 Perform hand hygiene.



6 Once outside the patient room or cohort area, remove surgical facemask.



7 Perform hand hygiene.



Many thanks to Public Health England for the use of their images. Produced by the HSE AMRC team hsa.anna@hse.ie


Riada na hÉireann
Government of Ireland

Appendix G Transmission based precautions

Table 2: Personal Protective Equipment (PPE) Requirements by Precaution Type

| Personal Protective Equipment | | | |
|---|--|-----------------------------|-----------------------------|
| Precaution | Contact | Droplet | Airborne |
| Gloves | Yes | As per Standard Precautions | As per Standard Precautions |
| Gown/Apron (impermeable) | When healthcare worker's clothing is in substantial contact with the resident, items in contact with the resident, and their immediate environment | As per Standard precautions | Gown |
| Surgical Mask | When adequate distance cannot be maintained | Yes | No |
| Respirator Mask (FFP2 equivalent) or | Not required | Not required | Yes |
| Goggles/face shield | Not required | As per standard precautions | Yes |

Appendix H: Admissions, Transfers to and Discharges from Residential Care Facilities during the COVID-19 Pandemic

Readers should not rely solely on the information contained within these guidelines. Guideline information is not intended to be a substitute for advice from other relevant sources including, but not limited to, the advice from a health professional. Clinical judgement and discretion will be required in the interpretation and application of these guidelines. These guidelines are aligned with the principles of Art 3 IHR.

Introduction

Residential care facilities (RCF) are a critical part of health and social care services.

RCFs should put in place clear processes that facilitate the return of residents from an acute setting and the admission of new residents, where it is clinically safe to do so.

It is recognised that accepting admission or transfer of residents poses a risk of introducing COVID-19, even where processes to manage the risks are in place however it is essential that this risk is balanced against the consequences of restricting access to a facility/service or disproportionately impacting on the wellbeing of residents.

In all instances, careful attention to Standard Precautions will assist in minimising risk of infection to residents and staff. Key elements of Standard Precautions include; hand hygiene, respiratory hygiene and cough etiquette, use of personal protective equipment (PPE), for example wearing disposable gloves when in contact with blood or other body fluids (other than sweat), non-intact skin or mucus membranes and regular environmental cleaning

It is essential that residents and clients and their significant persons are informed of the issues and risks of decisions related to their care and that their preferences are taken into account in applying this guidance.

Background on testing for COVID-19

The key point about testing is that interpretation is not straightforward

- 1. A test result that says not-detected or “negative” does not prove the person is not infectious to others**
- 2. A test result that says a virus is detected does not prove the person is still infectious to others**

Over the course of the COVID-19 pandemic, there has been significant learning about the role of testing for COVID-19 and its role in determining levels of asymptomatic infection and tracking spread of infection, especially in congregated settings, such as RCF.

Experience to date indicates that a test may fail to detect the virus in a significant proportion of people who have COVID-19 infection. A single test may be reported as not-detected or “negative” in a substantial proportion of people with infection. The test is more likely to miss infection in people with pre-symptomatic or asymptomatic infection. Therefore, a not-detected or “negative” test makes COVID-19 infection less likely, but it does not prove the person is not infected.

Equally, for those who have been infected and infectious with COVID 19, a continued positive test result does not mean they are still infectious to others. Some people have a positive test for weeks after onset of symptoms, but latest evidence shows they do not spread infection after they have fully recovered. For **people with a diagnosis of COVID-19 infection who are in a RCF or are planning to move into a RCF the period of isolation is 14 days after onset of infection with no fever for the last five of this period** This remains the case although the infectious period is now 10 days with no fever for the last 5 days for people who do not require hospitalisation for care of COVID-19 or who are not resident in LTRCF. Note that repeat testing at the end of the isolation period is generally not appropriate though exceptions may arise in the context of discussion with Microbiology, Infectious Disease or Public Health.

The role of COVID-19 testing in assisting with decision-making regarding transfers to congregated settings

- People for admission to a RCF should be tested for COVID-19. This is to help identify most of those who have infection, but it will not detect all of those with infection.
- Testing should be performed within 3 days of planned admission to the RCF.
- Where testing is not performed before admission it should be carried out within one day of admission.
- Irrespective of testing all residents should be assessed before admission to ensure they are not known COVID-19 contacts and have no clinical symptoms suggestive of COVID-19

Note this requirement for testing (and single room placement) is not intended to apply to

- People who have already had confirmed COVID-19, who are fully recovered and are no longer considered infectious to others (minimum 14 days since onset of symptoms and no fever for the last five days).
- Settings caring for children under the age of 18
- Persons who are returning to supported/assisted living or small group homes (generally less than 5 residents) following discharge from hospital where the facility is more reflective of a household setting

It is also acknowledged that some residents may decline testing, or may find the process too distressing and that testing may not be appropriate in every situation (Refer to DoH [Guidance on Ethical Considerations Relating to Long-Term Residential Care Facilities in the context of COVID-19](#))

Procedure for Testing of People Pre-transfer/Admission to a RCF

- If a person who has not previously been diagnosed with COVID-19 is being transferred from an acute hospital to a RCF, the hospital should arrange for the person to be swabbed in the 3 days before transfer. The person will need to be isolated for 14 days regardless of the test result. If a person is being admitted to the RCF from home where possible, the GP should arrange for the person to be swabbed within the 3 days before admission. This can be done using Healthlink. If the person cannot travel to the test centre, a home test can be ordered by clicking on the 'no transport available' option as shown on the screenshot below (Figure 1). The person will need to be isolated for 14 days regardless of the test result
- If a test pre-admission cannot be arranged, including for urgent admissions, the person should be admitted as planned. The person will need to be isolated for 14 days with full Contact and Droplet Precautions until the result of the test is available. The facility can arrange swabbing after admission. This can be done by the person's own GP or the GP/Medical Officer who provides medical care for the residents in the facility.

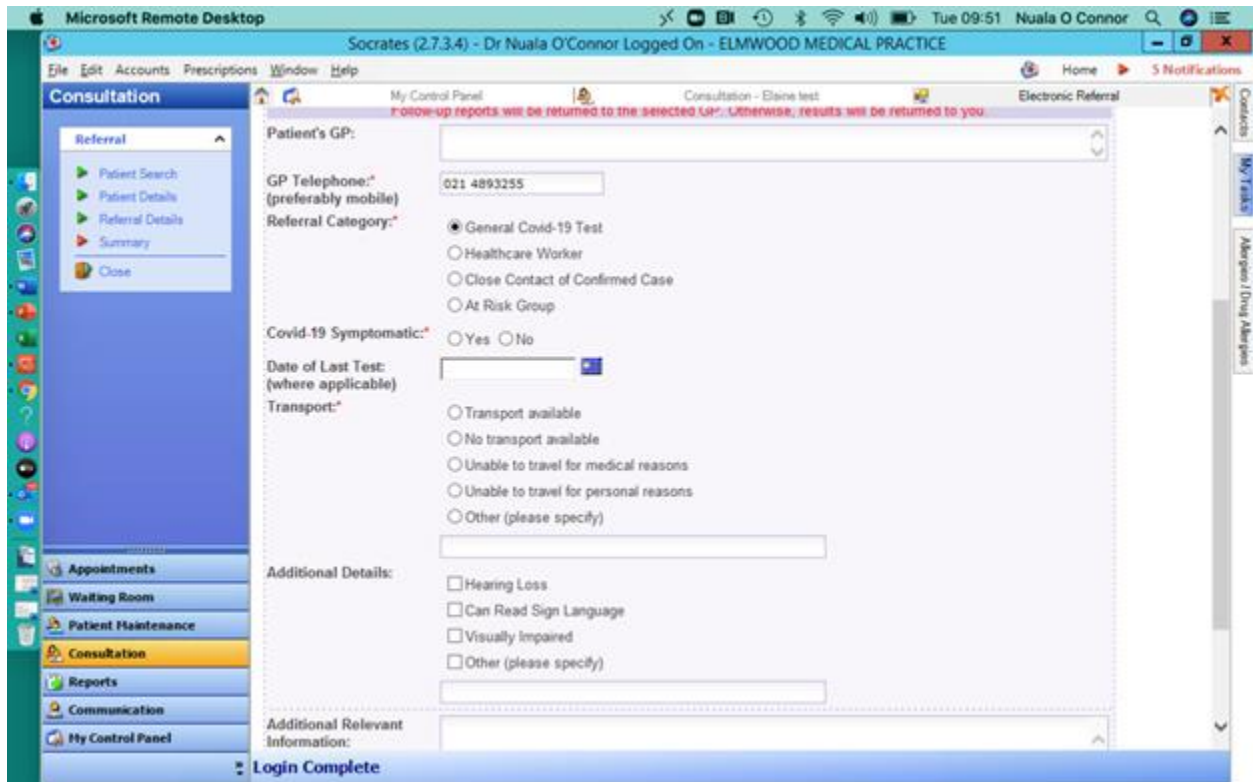


Figure 1. Snapshot of Health link web page

Requirements for placement of the person as part of transfer protocols

- All transfers or new admissions should have a risk assessment, to ensure sufficient resources are available within the RCF to support social distancing and placement of residents.
- Residents who have not previously had COVID-19 who are transferred or directly admitted to a RCF should be accommodated in a single room (or room with no other residents) for 14 days after arrival and monitored for new symptoms consistent with COVID-19 during that time.
- The requirement for a single room applies even if the person;
 - Has had a test for COVID-19 reported as “not-detected” or “negative”
 - Is only being admitted for short periods of respite or convalescence which may have an anticipated duration of less than 14 days

- Although the resident has single room accommodation and may be encouraged to avoid or limit interaction with other residents in so far as practical, care delivered within the room can be delivered with Standard Precautions plus surgical mask and the resident may leave their room as per guidance below on transfers.
- The requirement for a single room does not apply
 - to residents who have already recovered from confirmed COVID-19 who are no longer considered infectious to others (minimum 14 days since onset of symptoms and no fever for the last five days).
 - In certain situations where persons are being admitted to community hospitals or rehabilitation facilities where implementing this requirement would have a disproportionate impact on service provision (See section below)
- A move to a multi-occupancy room (where this is the planned accommodation in the longer term for the resident) will be appropriate after the 14 day period, once the resident is symptom free and there is no evidence of infection in residents within the room it is proposed for the resident to move to.

Planning

- All RCF should review their accommodation to identify areas where new residents can be safely isolated. It is understood that the creation of such areas may be constrained by existing accommodation availability (e.g., rooms already in use by existing residents).
- Where possible the use of single rooms in RCF with significant numbers of multi-occupancy rooms should be prioritised for new transfers and admissions from community or other healthcare facilities (acute hospital or other RCF), regardless of the pre-admission COVID 19 test result
- For those RCF providing a blend of longer-term nursing home and short-term respite or convalescence care, it is advised to consider where the longer and shorter-term residents will be accommodated and where it is feasible, to try and place residents for shorter-term accommodation in an area separate to those for longer-term accommodation.

- The identification of space for the 14 day isolation period needs to be managed carefully with residents, families and others. Existing residents should not be required to move from their room / accommodation in order to facilitate the creation of new areas to facilitate transfers.
- Careful consideration should also be given to the consequences of closing facilities/rooms within a service for the purpose of having an isolation area should a need arise – the potential harms of such decisions should be balanced against the likely requirement

Admissions to RCF from acute hospitals and rehabilitation facilities or other RCF

(1) Transfer of people with COVID

- Any resident transferred to a RCF before the 14 days have elapsed since date of onset of symptoms or date of first positive test (if symptom onset undetermined/asymptomatic), must be isolated with Transmission-based Precautions up to day 14 on return to the RCF. Such transfer should not proceed if the receiving RCF has no other residents with infectious COVID-19 at the time. Provided the resident has remained afebrile for the last five of the 14 days, the resident is no longer infectious to others after day 14 has elapsed.
- In particular existing residents from a RCF who require transfer to hospital from the RCF for assessment or care related to COVID-19 acquired in the RCF should be allowed to transfer back to that RCF following assessment / admission if clinically fit for discharge and risk assessment with the facility determines there is capacity for them to be cared for there with appropriate isolation and where that transfer represents the most appropriate place of care for the resident (e.g. ongoing need for palliative care).
- If the resident in an RCF has been diagnosed with COVID-19 while in hospital, it is important to assess if the person was infected in the RCF before transfer to the hospital or if this is a hospital-acquired infection. If it is likely that infection was acquired in hospital and there are no other known cases of COVID-19 in the RCF, transfer back to the RCF should be delayed until the resident is no longer infectious to others.
- The public health team should be notified in advance of all discharges where COVID-19 has been newly-diagnosed within the RCF.

- In all instances the discharging hospital should provide the RCF with the following information on the arrival of the resident:
 - The date and results of COVID-19 tests (including dates of tests reported as not-detected)
 - The date of onset of any symptoms of COVID-19
 - Date of last documented fever while in hospital (particularly important where resident is being transferred to RCF within 14 days of COVID-19 diagnosis)
 - Details of any follow-up treatment or monitoring required

(2) Admission of people with no diagnosis or clinical suspicion of COVID 19 from acute hospital to RCF

- Testing for COVID 19 should be undertaken within the three days prior to discharge from the acute hospital. A single test is sufficient.
- Result should be available before the person is discharged.
- Resident must be accommodated in a single room for 14 days on arrival in the RCF, regardless of test result
- Residents should be cared for using Standard Precautions plus a face mask where no other indication for transmission based precautions exists (HCW are advised to wear a face mask where a 2m distance cannot be maintained in line with NPHEP recommendations)
- The resident is not required to remain in strict isolation but should practice restricted movement
 - The resident may leave their room but should remain separate to other residents e.g. to go the garden or for a short walk
 - The resident should not dine in communal dining areas
 - The resident should not attend group activities

(3) Admission of people from community / home settings, including urgent admissions

- Testing for COVID 19 should be carried out. If testing can be facilitated in the community prior to the anticipated admission date, the test should be taken within the 3 days prior to admission.

- Residents should be cared for using Standard Precautions plus a face mask where no other indication for transmission based precautions exists (HCW are advised to wear a face mask where a 2m distance cannot be maintained in line with NPHET recommendations)
- The resident is not required to remain in isolation but should practice restricted movement
 - The resident may leave their room but should remain separate to other residents e.g. to go the garden or for a short walk
 - The resident should not dine in communal dining areas
 - The resident should not attend group activities
- If the testing prior to admission is not feasible or the result is not yet available, provided the new resident has not developed new symptoms or signs of COVID-19 and has not been informed they have been in contact in the past 14 days with a person confirmed to have COVID-19, the planned admission can go ahead, with a viral swab to be taken within 24 hours of admission to the RCF
 - The person should remain in isolation with Contact and Droplet Precautions until the results of the swab are available
 - If the swab result is reported as not detected/negative then Contact and Droplet Precautions can be discontinued (if there are no other indications for them) and the resident can practice restricted movement
 - The resident may leave their room but should remain separate to other residents e.g. to go the garden or for a short walk
 - The resident should not dine in communal dining areas
 - The resident should not attend group activities
- Irrespective of whether or not the COVID-19 test result is available if the person is symptomatic or a known contact, a medical assessment is required prior to further decisions being made about admission.

Residents who become symptomatic during admission to the RCF

- Following transfer/admission to a RCF, the resident should be evaluated by their doctor if they become symptomatic, including changes in the resident's overall clinical condition and a further viral swab for COVID-19 sent for testing.
- The rationale for this recommendation is that, in the context of a pandemic, there may have been contact between the resident and healthcare workers or other people who may have had COVID-19 infection, but who may have been in the pre-symptomatic incubation period or have had minimal symptoms/been asymptomatic at the time. In that case, there would be an associated risk of unrecognised onward transmission to the resident.

Community Hospitals and Rehabilitation Facilities

- There are specific challenges for community hospitals and rehabilitation centres, distinct from residential care facilities in two key respects;
 - Many have very few single person rooms and are largely dependent on multi-bed rooms that is two, four, six bed or larger areas.
 - They have higher turnover compared with residential care facilities as the length of stay is typically two to four weeks even though it is understood that some peoples may have longer lengths of stay as part of their rehabilitation
- The current guidance for residential care facilities specifies that each new admission should have a surveillance test of COVID-19 and should go into a room with no other person. It is recognised that implementing this requirement in community hospitals/rehabilitation facilities would have a disproportionate impact on service provision.
- The following is therefore suggested

- In facilities where care is provided for both long-term care residents and for people staying for short periods distinct wards and areas should be identified to meet the different requirements for care of both groups.
- The facility should have plans in place for the management of people who develop symptoms during their admission; this includes planning for isolation or cohorting should the need arise
- All people are assessed before admission to ensure they are not known COVID-19 contacts and have no clinical symptoms suggestive of COVID-19
- Everyone is tested for COVID-19 either within the 3 days BEFORE admission (Particularly if coming from an acute facility) or within one day AFTER admission (for example when coming from the community)
- For elective admissions from the community, testing in the community before admission should be considered. However it is necessary to take account of practical difficulties the person may experience in traveling to access testing. Admission should not be delayed because testing in the community is not practical. In such cases the test should be performed promptly after admission (as above).
- With these controls in place people can be admitted to a multi-bed cohort areas with other newly admitted people if there are no available single rooms and provided there is no other requirement for Transmission-based Precautions.
- Where cohorting in a multi-bed area is necessary the cohort areas for admission should include as few beds as possible (for example a 2-bed or 4-bed area is preferred to a 6-bed area)

- Where practical to do so those admitted from the community and who are awaiting test results should be accommodated in a single room or in separate areas until the test result is available and reported as not detected
- During the initial 14 day period people should remain in the cohort area as much as is practical and avoid contact with other people in the hospital
- Staff caring for people in the cohort areas should apply Standard Precautions plus face mask.
- Where people leave the cohort room for therapy or other reasons then they should not mix with people from other areas. Group therapy activities can be arranged for members of the same cohort.
- Each cohort area should have designated bathing and toilet facilities where practical to do so. Where this is not practical the bathing and toilet facilities should be shared with the lowest possible number of other people.
- All people in the cohort area should be monitored twice daily for symptoms of COVID-19
- People in the cohort area should be advised not to share personal items, including food/drink.
- Please note that cohorting may not be appropriate for mobile people with behavioural challenges
- People should remain in their cohort area (in so far as is practical) until 14 days have elapsed. If people in the cohort area are not all admitted on the same day then the 14 days for all people in the cohort should commence on the date that the last person joined the cohort.

- At the end of the 14 days people in the cohort may remain together or can transfer to other areas of the facility.

(4) Cessation of new admissions to a facility during RCF COVID-19 Outbreak

- Following the declaration of an outbreak within a RCF, admissions of new residents to the facility (i.e. residents not previously living in the RCF) should be suspended until Public Health state that the outbreak is over.
- Residents normally cared for in the RCF who are admitted to hospital while an outbreak is ongoing in the RCF may have their discharge to the same RCF facilitated if it is deemed to be clinically appropriate and a risk assessment has been carried out which identifies that the resident can be isolated and the facility has capacity to manage their care needs and where that transfer represents the most appropriate place of care for the resident (e.g. ongoing need for palliative care).

Transfers from RCF to an acute hospital

- COVID-19 positive status in itself does not preclude transfer to acute hospital and must not significantly delay transfer to an acute hospital, where it is deemed clinically appropriate. The national ambulance service (NAS) and the local receiving hospital must be informed by the RCF, in advance of transfer of any COVID-19 positive or suspected COVID-19 resident AND where there is a suspected or confirmed COVID-19 outbreak in the RCF.
- People with COVID-19 do not require to be hospitalised for the 14 days if they are clinically fit for discharge, if infection was acquired in the RCF or if the RCF already has cases of COVID-19 and the RCF has appropriate facilities and capacity for isolation and can support care

- Residents do not require isolation on return to their RCF following hospital transfer to facilitate short investigations (e.g., diagnostics, haemodialysis, radiology, outpatient appointment).
- Residents will need to be isolated for 14 days on return to their RCF in the event that an episode of care in an acute hospital results in a longer period of time (12 hours or more) or an overnight stay in the acute hospital. During that 14 day period, restricted movement should apply and the resident should be monitored for symptoms

Table 3. Transfer/admission of a resident to a RCF

| CLINICAL SCENARIO | RECOMMENDED PRECAUTIONS ON ARRIVAL TO RCF | PRE-ADMISSION TEST FOR SARS-CoV-2 (COVID-19) | TIMING OF TRANSFER TO RCF | DAY OF TRANSFER |
|---|---|---|---|---|
| CONFIRMED COVID-19 & will be still infectious to others on planned date of transfer (less than 14 days since onset/test date) | Transmission-based Precautions* until 14 days reached and has been afebrile for last five of those days | Not required, as already confirmed COVID-19 | RCF has other resident(s) with COVID-19: Transfer when fit for discharge to RCF AND provided RCF can meet care needs RCF has no other resident with COVID-19 Remain in hospital until no longer infectious to others – | Confirm date of onset/first positive test result Confirm date last febrile |
| CONFIRMED COVID-19 & no longer infectious to others (more than 14 days since onset/test date and afebrile for last five of those days) | No requirement for Transmission based Precautions** | Not required, as already confirmed COVID-19 | When fit for discharge to RCF | Confirm date of onset/first positive test result is more than 14 days ago and was afebrile for last five days of that |
| NO PRIOR CONFIRMATION OF COVID-19 & NO SUSPICION OF COVID-19 Test result available prior to transfer | Single room accommodation with monitoring for symptoms until 14 days reached Standard Precautions plus face mask | Test within the 3 days prior to scheduled transfer date | Test result-not-detected RCF can meet care needs | Confirm test result received Ensure no new symptoms and not newly-identified as a contact of a COVID-19 case |
| NO PRIOR CONFIRMATION OF COVID-19 & NO SUSPICION OF COVID-19 But Test result is NOT available prior to admission | Transmission-based Precautions until test result is available | Test within one day of admission | | Take sample for COVID-19 test Ensure no symptoms and not newly identified contact of a COVID-19 case |

| | | | | |
|--|--|--|--|--|
| | | | | |
|--|--|--|--|--|

Acknowledgements

The following guidance documents were referred to in developing this guidance:

- Coronavirus Disease 2019 (COVID-19) Infection Prevention and Control Guidance including Outbreak Control in Residential Care Facilities developed by the Communicable Diseases Network Australia (CDNA)
- COVID-19: Information and Guidance for Social or Community Care & Residential Settings Health Protection Scotland
- Public Health Guidelines on the Prevention and Management of Influenza Outbreaks in Residential Care Facilities in Ireland 2019/2020
- World Health Organization. Infection Prevention and Control Guidance for long-term care facilities in the context of COVID-19: interim guidance, 21 March 2020 World Health Organization; 2020
- HIQA-Rapid Review of Public Health guidance on infection prevention and control measures for residential care facilities in the context of COVID-19 30/30/20

Note:

The COVID-19 situation is rapidly changing. Guidance will be reviewed and updated regularly.