

Seasonal influenza vaccine uptake in older people in Ireland, September 2016

Introduction

Influenza vaccination (both vaccine and administration) is free for all medical cardholders and GP visit cardholders in Ireland. From mid-2001 to the end of 2008, all individuals aged 70 years and older were eligible for a medical card. Since 1st January 2009, automatic entitlement to a medical card for the over 70s no longer applied. All those aged over 70 who applied for a medical card were subject to a means test based on income. GP visit cards have been available since mid-2006. From 5th August 2015 everyone aged 70 or over, ordinarily resident in Ireland, is eligible for free GP care regardless of income again. All people aged 70 or over who do not have a Medical Card or GP Visit card can register to access this service.

This report analyses data obtained from the Primary Care Reimbursement Service (PCRS), HSE-Finance Shared Services on the number of registered medical cardholders and GP visit cardholders aged 65 years and older, as well as the number of patients vaccinated with influenza vaccine (by age group and HSE, CHO and LHO Area). Data refers to GP returns received by the PCRS during the month September 2016. Influenza uptake rates by age group and HSE/CHO/LHO area were calculated based on the average number (median) of registered patients with medical cards and GP visit cards during this time period. Please note that figures are dependant on GPs' claims for reimbursement and are provisional data only.

Results

The average uptake for influenza vaccination nationally during the period September 2016 in those aged 65 years and older was 14.8%. This uptake rate is higher than the same period for the 2015/16 season (10.8%) and is below average (19.2%) for 2004/05-2015/16 (table 1). Variation in vaccination coverage was observed between age groups, with the highest uptake (16.9%) in those aged 75 years or older (table 2). Slight variation in vaccination coverage was also observed between HSE areas, ranging from 9.4% in HSE-NW to 18.4% in HSE-SE (figure 1). The variation in uptake between HSE/CHO/LHO areas and different age groups are presented in figure 2 and table 3.

Table 1: Cumulative percentage seasonal influenza vaccine uptake in card holders[†] aged 65 years and older by season, Ireland, September 2016

September	16/17	15/16	14/15*	13/14	12/13	11/12	10/11	09/10	08/09	07/08	06/07	05/06	04/05
No. vaccinated	77909	53212	NA	32650	151272	131832	108952	109680	106973	91049	35111	39182	39632
No. card holders [†]	526575	493907	NA	452331	453828	439147	427040	414496	426087	415489	401290	391139	381231
% Uptake	14.8	10.8	NA	7.2	33.3	30.0	25.5	26.5	25.1	21.9	8.7	10.0	10.4

*Data for Sept 2014/15 season not currently available

[†] The number of card holders includes GP visit and medical card holders and represents number of card holders in September 2016.

Table 2: Cumulative percentage seasonal influenza vaccine uptake in card holders[†] by age group (in years), Ireland, September 2016

Age group (years)	≥65	≥70	≥75	70-74	65-69	65-74
Number vaccinated	77909	65865	45565	20300	12044	32344
Number card holders [†]	526575	423712	269466	154246	102863	257109
% Uptake	14.8	15.5	16.9	13.2	11.7	12.6

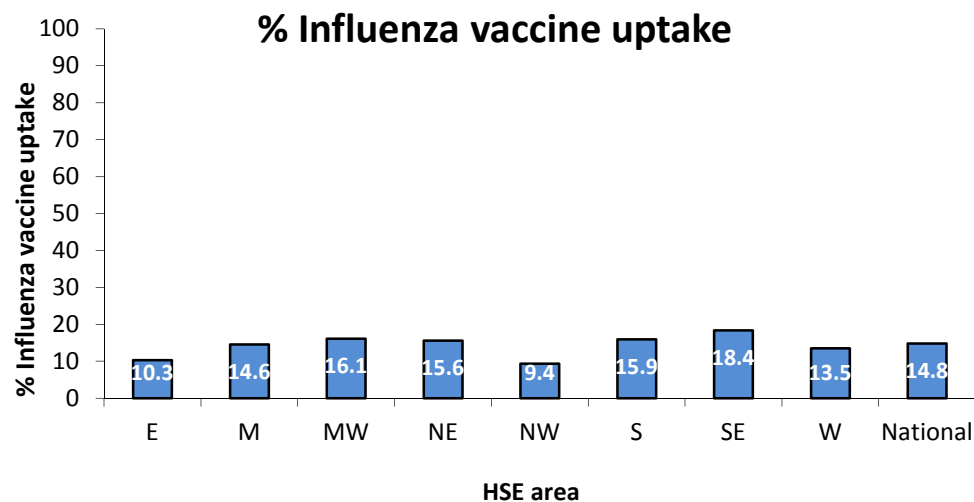


Figure 1: Cumulative percentage seasonal influenza vaccine uptake in card holders[†] aged 65 years and older by HSE-Area attending GP and pharmacies, Ireland, September 2016.

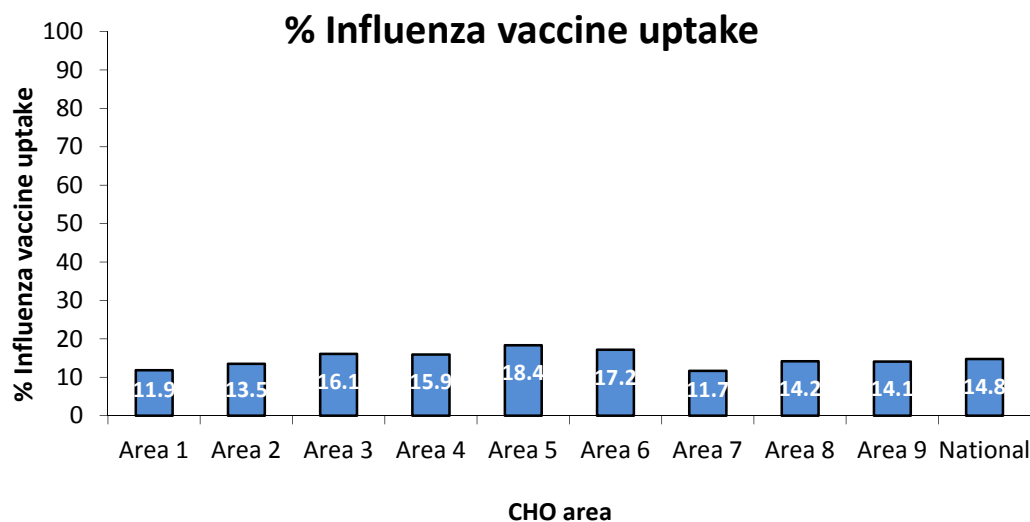


Figure 1a: Cumulative percentage seasonal influenza vaccine uptake in card holders[†] aged 65 years and older, by CHO-Area for patients attending GPs and pharmacies for influenza vaccination, Ireland, September 2016.

[†] The number of card holders includes GP visit and medical card holders and represents number of card holders in September 2016.

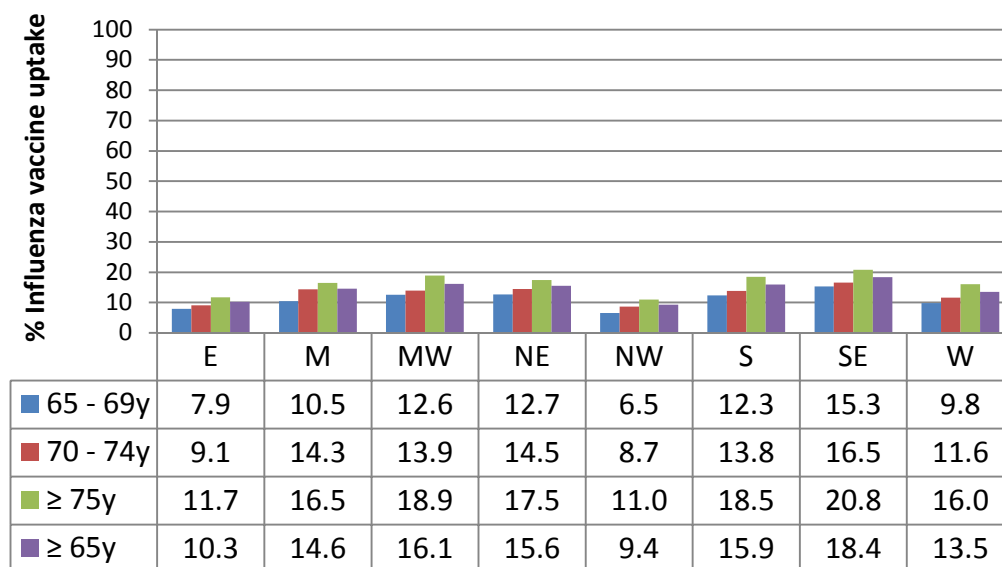


Figure 2: Cumulative percentage seasonal influenza vaccine uptake in card holders[†] aged 65 years and older by HSE-Area for patients attending GPs and pharmacies, Ireland, September 2016.

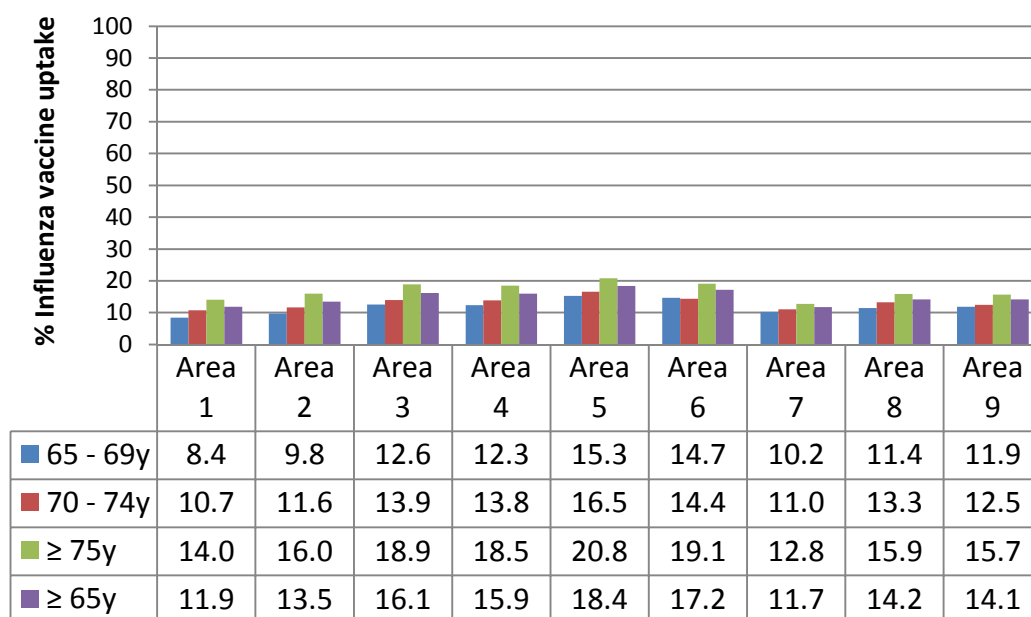


Figure 2a: Cumulative percentage seasonal influenza vaccine uptake in card holders[†] by age group, by CHO-Area for patients attending GPs and pharmacies for influenza vaccination, Ireland, September 2016

[†] The number of card holders includes GP visit and medical card holders and represents number of card holders in September 2016.

Table 3: Cumulative percentage seasonal influenza vaccine uptake in card holders[†] aged 65 years and older by CHO and LHO Area, Ireland, September 2016

National/ CHO Area/ LHO	Uptake (%) in Sep-16
National	14.8
Area 1	11.9
Cavan / Monaghan	17.7
Donegal	9.5
Sligo / Leitrim / West Cavan	9.1
Area 2	13.5
Galway	16.6
Mayo	10.3
Roscommon	10.4
Area 3	16.1
Clare	13.5
Limerick	16.7
North Tipperary / East Limerick	18.6
Area 4	15.9
Kerry	13.3
North Cork	17.4
North Lee	14.5
South Lee	17.2
West Cork	21.1
Area 5	18.4
Carlow / Kilkenny	19.0
South Tipperary	13.7
Waterford	20.7
Wexford	18.9
Area 6	17.2
Dublin South East	14.6
Dun Laoghaire	19.4
Wicklow	17.4
Area 7	11.7
Dublin South City	8.2
Dublin South West	15.1
Dublin West	9.9
Kildare / West Wicklow	12.2
Area 8	14.2
Laois / Offaly	10.3
Longford / Westmeath	17.9
Louth	18.8
Meath	10.8
Area 9	14.1
Dublin North	13.2
Dublin North Central	18.0
Dublin North West	11.7

[†] The number of card holders includes GP visit and medical card holders and represents number of card holders in September 2016.