



Enhanced Surveillance of *Clostridioides (Clostridium) difficile* Infection in Ireland: Q1 2023 National Report

Executive Summary

- Extraordinarily, this report includes enhanced surveillance of *C. difficile* infection (CDI) in Ireland from Q4 2022 & Q1 of 2023 with a focus on Q1 2023, compared with Q1 2022, in the executive summary. This report compares the most recent Q1 2023 case epidemiology with Q1 2022 and also compares Q4 2022 with Q4 2021 in Table 1 and Figure 1
- During Q1 2023, a total of 485 cases of CDI were reported to the enhanced surveillance scheme from 59 of the 61¹ acute public and private hospitals across Ireland, now participating
- The national overall rate of CDI in hospitalised patients in Q1 2023 was 3.6 cases per 10,000 bed days used (BDU) [374 cases], which is similar to that reported for Q1 2022 [341 cases; rate = 3.6]
- There were 227 cases of CDI deemed to be hospital-acquired (HA-CDI), of which 210 were new, representing a national new HA-CDI rate of 2.0 [median rate = 1.2]
- With regard to acquisition, while *C. difficile* was mostly associated with acute hospitals (227; 47%), there were many cases associated with the community (151; 31%) and long-term care facility (34; 12%)
- CDI symptom onset occurred in the community for 39% of all cases (n=191):
 - This emphasises the importance of considering CDI when evaluating any patient with potentially infectious diarrhoea in all healthcare settings, including hospitals, primary care and long-term care facilities (LTCF). Guidance on CDI for primary and long-term care settings is available at the following link:
<http://www.hpsc.ie/a-z/microbiologyantimicrobialresistance/clostridioidesdifficile/guidelines/File,14387,en.pdf>
 - It also emphasises the importance for all microbiology laboratories in Ireland to implement the recommendations of the national *C. difficile* clinical guidelines to routinely include *C. difficile* testing for all faeces specimens that take the shape of the container submitted from patients aged ≥2 years, regardless of patient location or clinician request. Guidance on *C. difficile* testing is available in Section 2.5, pages 43 – 54 of the national *C. difficile* clinical guidelines
- Whole genome sequencing was performed at the Irish *C. difficile* National Reference Laboratory (NRL) on isolates during Q4 2022 & Q1 2023. ST2 (13%), ST8 (12%) and ST11(12%) were most frequently reported with 78 clusters notified
- Ribotyping data was available for 13% (n=113) of cases in these two combined quarters, with ribotypes 014 (12%), 002 (11%) and 015 (10%) of ribotyped cases the most frequently reported.

¹ Data for Q4 2022 was not returned by: one tertiary hospital on behalf of five participating hospitals in HSE regional area C; data for Q4 2022 & Q1 2023 was not returned by one tertiary hospital from HSE regional area D; data for Q1 2023 was not returned by one general hospital from HSE regional area F due to resource constraints

Part 1: National CDI Epidemiology Q1 2023

CDI data was reported to the enhanced surveillance programme from 59² of the 61 participating acute public and private hospitals across Ireland (**Appendix A**). There were 485 reported CDI cases in patients aged ≥ 2 years. Of those, 374 were reported in hospitalised patients, giving a national CDI rate in hospitalised patients of 3.6 cases per 10,000 bed days used (BDU), which is similar to that reported for Q1 2022 [341 cases; rate 3.6]. The majority were aged ≥ 65 years (67%) and were female (58%). **Table 1** displays the breakdown of all CDI cases for Q4 2022 and Q1 2023 compared with Q4 2021 and Q1 2022 case data, by case type, origin, onset and severity. In Q1 2023, cases of severe CDI were reported (4%), defined as requiring critical care admission or colectomy due to complications of CDI in **Table 2**, with 18 cases (4%) for Q1 2022. Three cases required both colectomy and critical care admission; one case required colectomy and 14 other cases required critical care admission. CDI case definitions are summarised in **Appendix B**

CDI Case Type

The majority were categorised as new infections (88%), with 8% recurrent and for 4%, the CDI case type was unknown.

CDI Origin

The majority were categorised as healthcare-associated (HCA) CDI [n=286; 59%], with community-associated (CA) CDI accounting for 31% [n=151]. Of the community-associated cases, seven cases (5%) were in contact with healthcare facilities for <48 hours, where ambulatory care was received. For the remainder, the origin either could not be determined [n=24; 5%] or was unknown [n=24; 5%]. Of the 286 HCA-CDI cases, the origin was the reporting hospital, termed hospital-acquired (HA) for 227 (79%), a LTCF for 34 (12%) and 'other' or 'unknown healthcare facility' for 25 (9%) cases.

CDI Onset

Patient locations at onset of CDI symptoms included; while admitted to a healthcare facility, termed healthcare-onset (HO) for 275 cases (57%), while residing in the community, termed community-onset (CO) for 191 cases (39%), and unknown patient location for 19 cases (4%). Of 275 HO CDI cases, the reporting hospital was the onset location for 223 (81%), a LTCF for 32 (12%), other healthcare facilities for 17 (6%) and unknown healthcare location for three cases (1%).

² Data for Q1 2023 was not returned by one tertiary hospital from HSE regional area D and not returned by one general hospital from HSE regional area F due to resource constraints

Table 1. National CDI epidemiology: Q4 2022 & Q1 2023 versus Q4 2021 & Q1 2022

	2021		2022		2022		2023	
	Q4		Q1		Q4		Q1	
	n	%	n	%	n	%	n	%
Total reported cases	471	-	408	-	406	-	485	-
CDI Case Type								
– New	404	86%	344	84%	349	86%	427	88%
– Recurrent	45	10%	39	10%	41	10%	39	8%
– Unknown	22	5%	25	6%	16	4%	19	4%
CDI Origin								
– Healthcare-associated (HCA)	267	57%	250	61%	229	56%	286	59%
Reporting hospital	222	83%	216	86%	194	85%	227	79%
Long term care facility	26	10%	18	7%	12	5%	34	12%
Other healthcare facility	17	6%	13	5%	16	7%	24	8%
Unknown healthcare facility	2	1%	3	1%	7	3%	1	0%
– Community associated (CA)	143	30%	110	27%	142	35%	151	31%
Ambulatory care*	NA	NA	3	3%	7	5%	7	5%
– Discharged 4 – 12 weeks from HCF	30	6%	31	8%	25	6%	24	5%
– Unknown origin	31	7%	17	4%	10	2%	24	5%
CDI Onset								
– Healthcare onset (HO)	250	53%	229	56%	225	55%	275	57%
Reporting hospital	211	84%	202	88%	189	84%	223	81%
Long term care facility	29	12%	20	9%	14	6%	32	12%
Other healthcare facility	7	3%	6	3%	18	8%	17	6%
Unknown location	3	1%	1	0%	4	2%	3	1%
– Community onset (CO)	205	44%	177	43%	177	44%	191	39%
– Unknown onset location	16	3%	2	0%	4	1%	19	4%
CDI Severity								
Critical care admission or colectomy	11	2%	18	4%	10	2%	18	4%

*Seven community-acquired cases received ambulatory care in Q4 2022 which was described as: Oncology (n=3); Haematology/Oncology (n=1); Haematology (n=1); and Gastroenterology (n=2) Seven community-acquired cases received ambulatory care in Q1 2023 which was described as Nephrology/Dialysis (n=3); Oncology (n=2); Immunocompromised (n=1); and possible Occupational exposure (n=1). NA: ambulatory care data was not collected prior to Q1 2021

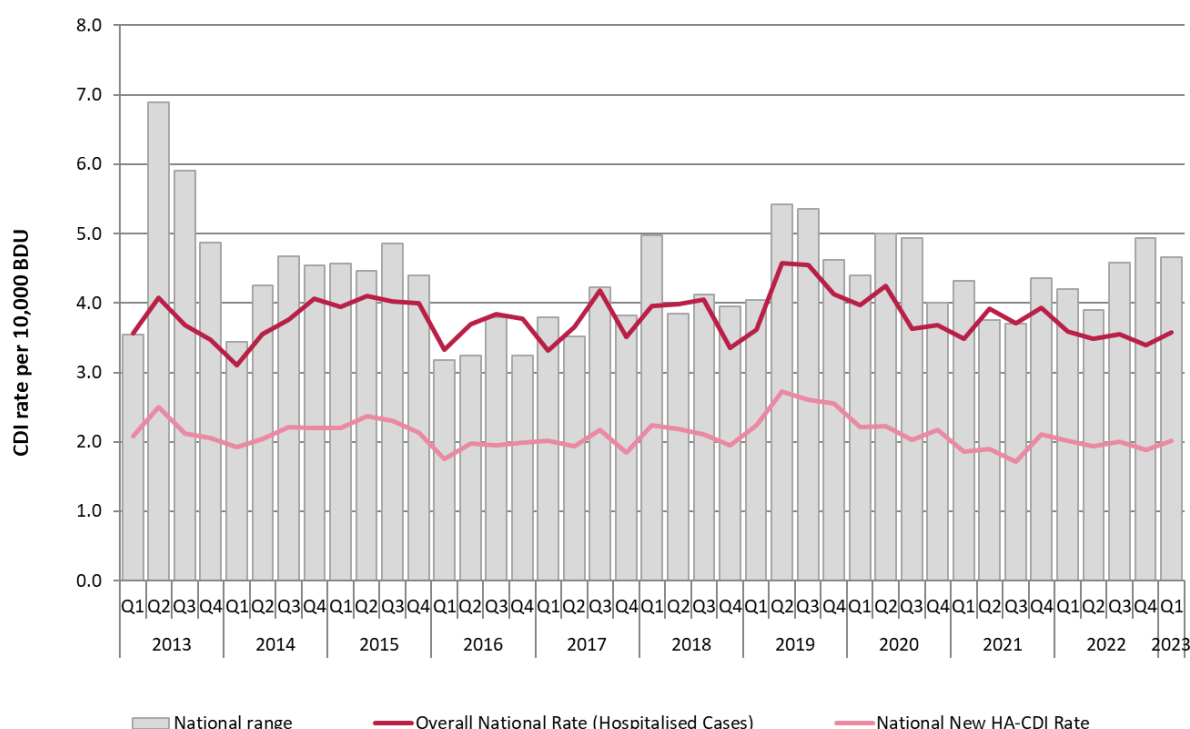
Table 2. Severity of illness: Q1 2023

		ICU Admission			Total
		Yes	No	Unknown	
Surgery (Colectomy)	Yes	3	1	-	4
	No	14	379	1	394
	Unknown	-	24	63	87
	Total	17	404	64	485

Part 2: Hospital-acquired CDI (HA-CDI) Epidemiology – Q1 2023

Data on HA-CDI was reported from 59³ of the 61 acute public and private hospitals across Ireland. There were 227 HA-CDI cases in patients aged ≥ 2 years during Q1 2023. Of those, 210 were new HA-CDI cases, representing a national new HA-CDI rate of 2.0 [median rate = 1.2], similar than that reported for Q1 2022 [191 cases; rate = 2.0; median rate = 1.3]. **Figure 1** displays quarterly HA-CDI rates since 2013 and **Table 3** displays quarterly HA-CDI data from 2021 to 2023.

Figure 1. Quarterly national HA-CDI rates: 2012 – 2023



The overall national CDI rate represents all CDI diagnosed in hospitalised patients per 10,000 BDU, while the HA-CDI rate represents **new** cases of hospital-acquired CDI per 10,000 BDUs. Raw data for this graph is provided in Table 3. The national range is represented by the 5th to 95th percentile of the CDI rate.

CDI Case Type

The majority of 227 HA-CDI cases were categorised as new infections (211; 93%), with 14 (6%) recurrent cases and for two cases (1%) the case type was unknown.

CDI Onset

Patient locations at onset of HA-CDI symptoms included; while admitted to a healthcare facility, termed healthcare-onset (HO) for 207 cases (91%) and while residing in the community, termed community-onset (CO) for 20 cases (9%).

Of 207 HO-CDI cases, the reporting hospital was the onset location for 204 cases (99%), a LTCF for one case (0.5%), other healthcare facility for one case (0.5%) and location was unknown for one case (0.5%).

³ Data for Q1 2023 was not returned by one tertiary hospital from HSE regional area D and not returned by one general hospital from HSE regional area F due to resource constraints

Table 3. Quarterly HA-CDI data: 2021 – 2023

YearQ	Number of participating hospitals ^a	Number of cases reported				CDI rate per 10,000 BDUs ^b		
		New	Recurrent	Unknown	Total	Rate	Range ^c	Median
2021Q2	58 ^d	183	12	1	196	1.9	0 - 3.8	1.3
2021Q3	57 ^e	164	17	1	182	1.7	0 - 3.7	0.8
2021Q4	57 ^e	203	18	1	222	2.1	0 - 4.4	1.0
2022Q1	57 ^f	191	22	2	215	2.0	0 - 4.2	1.3
2022Q2	60	200	18	3	221	1.9	0 - 3.9	1.2
2022Q3	55 ^g	192	17	0	209	2	0 - 4.6	1.1
2022Q4	53 ^h	176	18	0	194	1.9	0 - 4.9	1.0
2023Q1	59 ⁱ	210	14	3	227	2.0	0 - 4.7	1.2

^a Since Q1 2012, 97% of all tertiary and general hospitals participated in the enhanced surveillance system

^b The CDI rate is the number of **new** cases of CDI that were acquired in the reporting hospital - per 10,000 bed days used (BDUs)

^c The national range corresponds to the 5th to 95th percentile of the data

^d Data was retrospectively submitted by the Hermitage Medical Clinic for Q1 & 2 2021

^e Since Q3 2021, the National Rehabilitation Hospital and Hermitage Medical Clinic have joined, bringing the total number of participating hospitals to 59. Data was not available from one tertiary and one specialist hospital for Q3 or Q4 2021

^f Since Q1 2022, Children's Health Ireland at Tallaght is reporting separately to Tallaght University Hospital bringing the total number of participating hospitals to 60. Data was not available from one tertiary, one general and one specialist hospital in Q1 2022

^g Data for Q3 2022 was not available from one tertiary hospital on behalf of five participating hospitals (one tertiary, three general and one specialist hospital) from HSE regional health Area C

^h In Q4 2022, the Rotunda Hospital has joined, bringing the total number of participating hospitals to 61. Data for Q4 2022 was not returned by eight hospitals: two tertiary, four general and one specialist hospital in HSE regional Area C and one private hospital in Area F

ⁱ Data for Q1 2023 was not returned by one tertiary hospital from HSE regional Area D and one general hospital from HSE regional Area F
Data for Q4 2022 & Q1 2023 are provisional

Part 3: *C. difficile* Testing Methods – Q1 2023

All 59 hospitals participating in the enhanced CDI surveillance system during Q1 2023 reported use of a *C. difficile* testing method recommended by the updated National Clinical Guidelines for Surveillance, Diagnosis & Management of *C. difficile* Infection in Ireland (2014). This includes either one of a variety of two-step testing methods (n=48;81%) or a single-step method using molecular polymerase chain reaction (PCR) test for *C. difficile* toxin gene (n=11;19%), as displayed in **Table 4**, along with stratification by hospital type.

Table 4. *C. difficile* testing methods utilised in Q1 2023, by hospital type

Test Category	Hospital Type				Total
	General	Private	Specialist	Tertiary	
1 STEP: PCR for <i>C. difficile</i> toxin gene	4	–	5	1	10
1 STEP: Toxin EIA (some PCR confirmation)	–	–	1	–	1
2 STEP: GDH AND Toxin EIA	2	3	–	–	5
2 STEP: GDH AND TOXIN EIA with TOXIN PCR confirmation	4	7	2	–	13
2 STEP: GDH EIA AND Toxin PCR	3	–	–	–	3
2 STEP: PCR followed by confirmatory EIA toxin	13	2	5	7	27
Total	26	12	13	8	59

PCR for *C. difficile* toxin gene: Polymerase chain reaction (PCR) for the detection of TcdA and/or TcdB genes

GDH EIA: Enzyme immunoassay (EIA) for the detection of glutamate dehydrogenase (GDH) of *C. difficile*

GDH AND TOXIN EIA: Enzyme immunoassay (EIA) for the detection of both *C. difficile* GDH and *C. difficile* toxin TcdA and/or TcdB

***2 STEP: Combined GDH with toxin EIA, followed by confirmatory PCR:** Addition of confirmatory PCR if the initial toxin EIA is negative

Part 4: *C. difficile* Irish National Reference Laboratory (NRL) Genomic Sequence results – Q4 2022 & Q1 2023

1. Whole-genome sequencing profile of *C. difficile* isolates matched with HPSC enhanced surveillance data.

A total of 203 cases of CDI reported to the enhanced surveillance system at HPSC (23% of total reported cases for Q4 2022 & Q1 2023 combined) matched with data from NRL whole genome sequencing (WGS) of CDI isolates from specimens taken in Q4 2022 and Q1 2023, as displayed in **Table 5**.

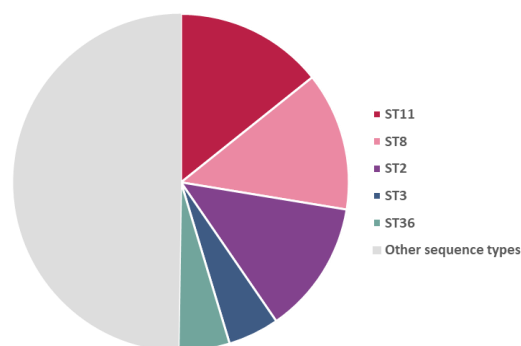
Of these 203 cases, the majority (93%; n=188) were new infections. A high proportion (68%; n=139) had an origin associated with a healthcare facility and 22% (n=45) were associated with infection in the community.

Table 5. *C. difficile* genotypic profile of most frequent whole-genome sequence types by epidemiological variables for matched CDI cases (Source: HPSC enhanced surveillance & NRL whole genome sequencing results; n=203), Q4 2022 & Q1 2023 combined

	Total cases		ST11		ST8		ST2	
	n	%	n	%	n	%	n	%
Total reported cases with sequence typing	203	-	29	14%	27	13%	26	13%
CDI toxin genotype								
<i>tcdA</i> positive	189	93%	25	86%	26	96%	24	92%
<i>tcdB</i> positive	202	100%	28	97%	27	100%	26	100%
<i>tcdC</i> positive	168	83%	0	0%	27	100%	26	100%
<i>cdtA/cdtB</i> positive	44	22%	29	100%	0	0%	0	0%
CDI cases identified as part of clusters	101	50%	23	79%	20	74%	5	19%
CDI Case Type								
– New	188	93%	26	90%	24	89%	25	96%
– Recurrent	13	6%	3	10%	2	7%	1	4%
– Unknown	2	1%	-	-	1	4%	-	-
CDI Origin								
– Healthcare-associated (HCA)	139	68%	20	69%	21	78%	13	50%
– Community associated (CA)	45	22%	6	21%	6	22%	11	42%
– Discharged 4-12 weeks from HCF	12	6%	1	3%	-	-	1	4%
– Unknown	7	3%	2	7%	-	-	1	4%
CDI Severity								
Critical care admission or colectomy	12	6%	1	3%	2	7%	2	8%

A total of 42 different sequence types (Jolley *et al.*, 2018) were detected for the matched isolates – see **Figure 2**. ST11 (14% of matched isolates), ST8 (13%) and ST2 (13%) were the most frequently detected sequence types.

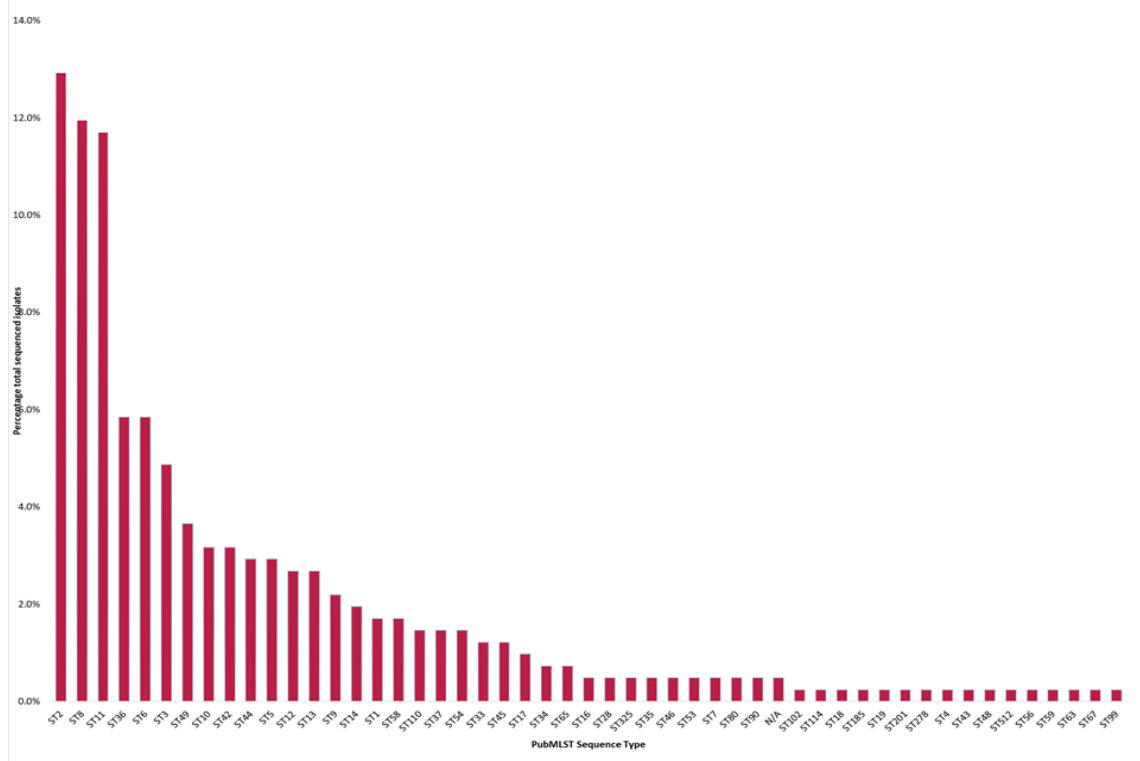
Figure 2. Most frequently detected *C. difficile* sequence types of matched cases, Q4 2022 & Q1 2023 (Source: NRL)



2. *C. difficile* whole-genome sequencing results for all isolates referred to the NRL, Q4 2022 & Q1 2023

The NRL received 431 *C. difficile* isolates in Q4 of 2022 and Q1 of 2023. Of these, 410 were individual cases received from 29 hospital laboratories nationally. WGS was performed on these isolates and analysed using cgMLST. Of the 410 isolates, 235 *C. difficile* isolates were part of the sentinel surveillance for phenotypic susceptibilities with all being susceptible to both metronidazole & vancomycin (EUCAST 2022 criteria). In addition, all sequenced isolates revealed a total of 51 sequence types (ST) with ST2 (13%), ST8 (12%), ST11 (12%) and ST36 (6%) the commonest sequence types, as shown in **Figure 3**. Interestingly, ST2, ST8 and ST11 continue to remain as the top 3 ST detected nationally.

Figure 3. *C. difficile* sequence types of isolates, Q4 2022 & Q1 2023 (n=410; Source: NRL)



In addition to sequence typing all isolates, virulence factors were determined and shown in **Table 6**. Of note, the virulence factors denoted by possession of binary toxins (*cdtA* & *B* gene) and the partial deletion of the inhibitory *tcdC* gene, were found in all ST11 strains (n=48). This accounted for 87% of hypervirulent strains (n=70) identified in Q4 2022 & Q1 2023.

Cluster analysis was also performed and in total, 185 (45%) isolates were part of clusters. Cluster identification was performed weekly using cgMLST and resulted in 78 clusters identified across 26 hospital laboratories in Q4 2022 & Q1 2023 (cgMLST WGS allelic difference ≤2). These clusters were notified to service users and the relevant Regional Public Health Depts. for further investigation of a possible transmission event. It must be noted, that while 185 (45%) Q4 2022 and Q1 2023 isolates of *C. difficile* were identified in clusters, some of these clusters contained isolates from earlier in 2022. ST11 accounted for most of the clusters (n=15), followed by ST8 (n=11). The largest cluster, ST36 contains **17 isolates** submitted from 10 different hospital laboratories.

Table 6. *C. difficile* NRL WGS profile of all referred *C. difficile* isolates, Q4 2022 & Q1 2023 (n=410; Source: NRL)

	Total cases		ST2		ST8		ST11		ST36	
	n	%	n	%	n	%	n	%	n	%
Total CDI cases sequenced	410	-	53	13%	49	12%	48	12%	24	6%
CDI toxin genotype										
<i>tcdA</i> positive	389	95%	51	96%	48	98%	40	83%	24	100%
<i>tcdB</i> positive	408	100%	53	100%	49	100%	47	98%	24	100%
<i>tcdC</i> positive	351	86%	53	100%	49	100%	0	0%	24	100%
<i>cdtA/cdtB</i> positive	70	17%	0	0%	0	0%	48	100%	0	0%
CDI isolates identified as part of clusters	185	45%	12	23%	32	65%	33	69%	20	83%

Ribotyping of *C. difficile* infection cases, Q4 2022 & Q1 2023 (accessed in the UK)

Ribotyping data was available for 15% (n=61) cases in Q4 2022 and 11% (n=52) cases in Q1 2023 or 13% (n=113) of cases combined for both quarters, reported to the CDI enhanced surveillance scheme. Ribotypes 014 (12%), 002 (11%) and 015 (10% of ribotyped cases reported) were the most frequently reported. This decrease in ribotyping data reported corresponded to an increase in whole genome sequence typing reported directly to the enhanced surveillance scheme (11% (n=46) in Q4 2022 and 15% (n=74) in Q1 2023, corresponding to 13% for both quarters when combined; n=120).

In total, 213 (24%) specimens from reported CDI cases in Q4 2022 and Q1 2023 combined have undergone at least one genomic typing method (n=113 cases with ribotyping; 120 with sequence typing; 20 with both methods). As WGS & ribotyping are not directly comparable and cgMLST WGS is a more discriminatory molecular typing tool, it is now preferable that all Irish *C. difficile* isolates are characterised using the WGS platform at the NRL for improved integration with the national enhanced surveillance data.

The continued development of this Irish national reference laboratory service will add significantly to the understanding of the epidemiology of this significant infection and ultimately influence its control and preventative actions, both here in Ireland and internationally.

Acknowledgments

The HPSC & National Reference Laboratory Service for *C. difficile* would like to sincerely thank all who have contributed to this report, especially Microbiology Surveillance Scientists, Infection Prevention and Control Nurses, Microbiology Laboratory Scientists, Clinical Microbiologists, along with all the staff of the Departments of Public Health across Ireland.

Appendix A: National CDI Enhanced Surveillance Participating Hospitals

Hospital Group	Hospital Name	Category	Type of Hospital	Area
Dublin Midlands	Coombe Women and Infant's University Hospital	Specialist	-	B
	Midland Regional Hospital Portlaoise	General	Model 3	B
	Midland Regional Hospital Tullamore	General	Model 3	B
	Naas General Hospital	General	Model 3	B
	St James's Hospital	Tertiary	Model 4	B
	St Luke's Hospital, Dublin	Specialist	-	B
	Tallaght University Hospital	Tertiary	Model 4	B
Ireland East Hospital Group	Cappagh National Orthopaedic Hospital, Dublin	Specialist	-	A
	Mater Misericordiae University Hospital	Tertiary	Model 4	A
	Midland Regional Hospital Mullingar	General	Model 3	B
	National Maternity Hospital, Holles Street	Specialist	-	C
	National Rehabilitation Hospital, Dun Laoghaire	Specialist	-	C
	Our Lady's Hospital, Navan	General	Model 3	A
	Royal Victoria Eye & Ear Hospital, Dublin	Specialist	-	C
	St Columcille's Hospital, Loughlinstown	General	Model 2	C
	St Luke's General Hospital, Kilkenny	General	Model 3	C
	St Michael's Hospital, Dun Laoghaire	General	Model 2	C
	St Vincent's University Hospital	Tertiary	Model 4	C
RCSI Hospital Group	Wexford General Hospital	General	Model 3	C
	Beaumont Hospital	Tertiary	Model 4	A
	Cavan General Hospital	General	Model 3	A
	Connolly Hospital, Blanchardstown	General	Model 3	A
	Louth County Hospital, Dundalk	General	Model 2	A
	Our Lady of Lourdes Hospital, Drogheda	General	Model 3	A
Saolta Hospital Group	Rotunda Hospital Dublin	Specialist	-	A
	Letterkenny University Hospital	General	Model 3	F
	Mayo University Hospital	General	Model 3	F
	Portiuncula University Hospital	General	Model 3	F
	Roscommon University Hospital	General	Model 2	F
	Sligo University Hospital	General	Model 3	F
South/South West Hospital Group	University Hospital Galway	Tertiary	Model 4	F
	Bantry General Hospital	General	Model 2	D
	Cork University Hospital	Tertiary	Model 4	D
	Cork University Maternity Hospital	Specialist	-	D
	University Hospital Kerry	General	Model 3	D
	Lourdes Orthopaedic Hospital, Kilcreene, Kilkenny	Specialist	-	C
	Mallow General Hospital	General	Model 2	D
	Mercy University Hospital, Cork	General	Model 3	D
	South Infirmary - Victoria University Hospital, Cork	General	Model 2	D
UL Hospital Group	South Tipperary General Hospital, Clonmel	General	Model 3	C
	University Hospital Waterford	Tertiary	Model 4	C
	Croom Hospital	Specialist	-	E
	Ennis Hospital	General	Model 2	E
	Nenagh Hospital	General	Model 2	E
	St John's Hospital	General	Model 2	E
Private Hospitals	University Hospital Limerick	Tertiary	Model 4	E
	University Maternity Hospital Limerick	Specialist	-	E
	Aut Even, Kilkenny	Private	-	
	Beacon Hospital, Dublin	Private	-	
	Blackrock Clinic	Private	-	
	Bon Secours, Cork	Private	-	
	Bon Secours, Galway	Private	-	
	Bon Secours, Glasnevin	Private	-	
	Bon Secours, Tralee	Private	-	
	Galway Clinic	Private	-	
	Hermitage Medical Clinic, Dublin	Private	-	
	Mater Private, Dublin	Private	-	
	Mater Private, Cork	Private	-	
Children's Health Ireland	St Vincents Private Hospital	Private	-	
	Children's Health Ireland at Tallaght	Specialist	-	
	Children's Health Ireland at Temple St	Specialist	-	

Appendix B

Case Definitions for Surveillance of *Clostridioides difficile* Infection

For surveillance purposes, a confirmed *Clostridioides difficile* infection (CDI) case is a patient two years or older, to whom one or more of the following criteria applies:

- Diarrhoeal* stools or toxic megacolon, with either a positive laboratory assay for *C. difficile* toxin A (TcdA) and/or toxin B (TcdB) in stools or a toxin-producing *C. difficile* organism detected in stool via culture or other means.
- Pseudomembranous colitis (PMC) revealed by lower gastrointestinal endoscopy.
- Colonic histopathology characteristic of *C. difficile* infection (with or without diarrhoea) on a specimen obtained during endoscopy, colectomy or autopsy.

*** Diarrhoea is defined as three or more loose/watery bowel movements (which are unusual or different for the patient) in a 24 hour period**

CASE TYPE

- **New Case of CDI:**
 - The first episode of CDI, **OR**
 - A subsequent episode of CDI with onset of symptoms **more than eight weeks** after the onset of a previous episode.
- **Recurrent Case of CDI:**
 - A patient with an episode of CDI that occurs **within eight weeks** following the onset of a previous episode **provided that CDI symptoms from the earlier episode resolved with or without therapy.**

ONSET

- **Healthcare onset** » Symptoms start during a stay in a healthcare facility.
- **Community onset** » Symptoms start in a community setting, outside healthcare facilities.
- **No information available** » If no information was available on onset of symptoms

ORIGIN

- **Healthcare-associated case.** This is a CDI patient with either:
 - Onset of symptoms at least 48 hours following admission to a healthcare facility (healthcare-onset, healthcare-associated), **OR**
 - With onset of symptoms in the community within four weeks following discharge from a healthcare facility (community-onset, healthcare-associated).
- **Community-associated case.** This is a CDI patient with either:
 - Onset of symptoms while outside a healthcare facility, and without discharge from a healthcare facility within the previous 12 weeks (community-onset, community-associated), **OR**
 - With onset of symptoms within 48 hours following admission to a healthcare facility without residence in a healthcare facility within the previous 12 weeks (healthcare-onset, community-associated).
- **Discharged 4 – 12 weeks from a healthcare facility**
 - » This is a CDI patient who was discharged from a healthcare facility between four and 12 weeks before the onset of symptoms.
 - **No information available**

SEVERE CDI Case

This is a CDI patient to whom any of the following criteria apply:

- Admission to an intensive care unit for treatment of CDI or its complications (e.g., for shock requiring vasopressor therapy)
- Surgery (colectomy) for toxic megacolon, perforation or refractory colitis
- Death within 30 days after diagnosis if CDI is either the primary or a contributive cause